

**COUNCIL OF THE DISTRICT OF COLUMBIA
COMMITTEE OF THE WHOLE
COMMITTEE REPORT**

1350 Pennsylvania Avenue, NW, Washington, DC 20004

DRAFT

TO: All Councilmembers

FROM: Chairman Phil Mendelson
Committee of the Whole

DATE: May 30, 2017

SUBJECT: Report on Bill 22-242, the “Fiscal Year 2018 Local Budget Act of 2017”

The Committee of the Whole (“COW”), to which Bill 22-242 was referred, reports favorably thereon and recommends approval by the Council. This legislation establishes the local operating expenditures and capital budget authority for the District for Fiscal Year 2018.

The Committee adopts the fiscal recommendations set forth by the 11 committees on the Fiscal Year 2018 local budget act and federal budget request act and the spending allocations for the respective agencies under the committees’ direct purview, except where the COW has modified the recommendations through superseding actions as set forth below.

CONTENTS

I.	Background and Need	1
II.	Legislative Chronology	28
III.	Position of the Executive	29
IV.	Comments of Advisory Neighborhood Commissions	29
V.	List of Witnesses	29
VI.	Impact on Existing Law	31
VII.	Fiscal Impact	32
VIII.	Section-by-Section Analysis	32
IX.	Committee Action	32
X.	Attachments	32

I. BACKGROUND AND NEED

Section 442 of the District of Columbia Home Rule Act, approved December 24, 1973 (87 Stat. 798; D.C. Official Code § 1-204.42), requires the Mayor to prepare and submit to the Council an annual budget for the District. Section 446 of the Home Rule Act (D.C. Official Code § 1-204.46) requires the Council to adopt the annual budget by act within 70 days after receipt.¹

On December 20, 2016, the Council adopted Resolution 21-732, the Fiscal Year 2018 Budget Submission Requirements Resolution of 2016. The resolution established April 4, 2017 as

¹ This reflects the amendments to the Home Rule Act pursuant to the Local Budget Autonomy Amendment Act of 2012, effective July 25, 2013 (Law 19-321; D.C. Official Code § 201.01 *et seq.*).

the date by which the Mayor was required to transmit to the Council her proposed Fiscal Year 2018 budget. Together with Bill 22-242, the Mayor also transmitted supporting legislation in the form of Bill 22-244, the Fiscal Year 2018 Budget Support Act of 2017, and Bill 22-241, the Fiscal Year 2018 Budget Federal Portion Budget Request Act of 2017.

During the Council's review of the proposed fiscal year 2018 Budget and Financial Plan, the Council focused on ways to empower all District residents through robust education and training supports, address housing and homelessness, strengthen the social safety net, and improve transportation and infrastructure. During its examination of the proposed budget, the Council identified efficiency savings across the government that will enable the fiscal year 2018 budget to enhance critical programs that improve the health, well-being, and economic opportunities of all District residents. Thanks to the strong foundation laid out in the Mayor's proposed budget, and with the support of both the Mayor and the Chief Financial Officer, the Council was able to make the changes outlined below.

Public Education

The budgets for the District of Columbia Public Schools (DCPS) and Public Charter Schools (DCPCS) are developed using the Uniform Per Student Funding Formula (UPSFF). The UPSFF provides a per student foundation funding level as well as weighting factors for each grade level and category of student. The funds allocated to DCPS are used to fund the entire system including individual schools, school support services (e.g., substitute teachers, custodial services, food service), and central office operations. In addition to UPSFF funds, DCPCS Local Education Agencies (LEAs) receive an additional allotment for maintenance of facilities. The facilities allotment is based on the number of enrolled students at each LEA.

Since fiscal year 2008, the District has increased the UPSFF by at least 2% each fiscal year with the exceptions of fiscal years 2010, 2012 and 2016.² **Table 1** lists the UPSFF and the percentage increase from the prior year to the UPSFF from fiscal year 2008 through fiscal year 2018.

For fiscal year 2018, the Mayor's proposed budget increased the Uniform Per Student Foundation amount by 1.5% to \$9,827 per pupil. The Council heard from parents, students and educators across the District, especially DCPS families, that this increase was insufficient to fund the educational needs of the District's students. Many parents testified that teacher and other instructional staff positions were being eliminated even as school enrollment was increasing. These cuts would result in larger class sizes and limited classroom offerings. The Deputy Mayor for Education (DME) and the Chancellor of DCPS both testified that the budget proposed by the Mayor would fully fund DCPS.

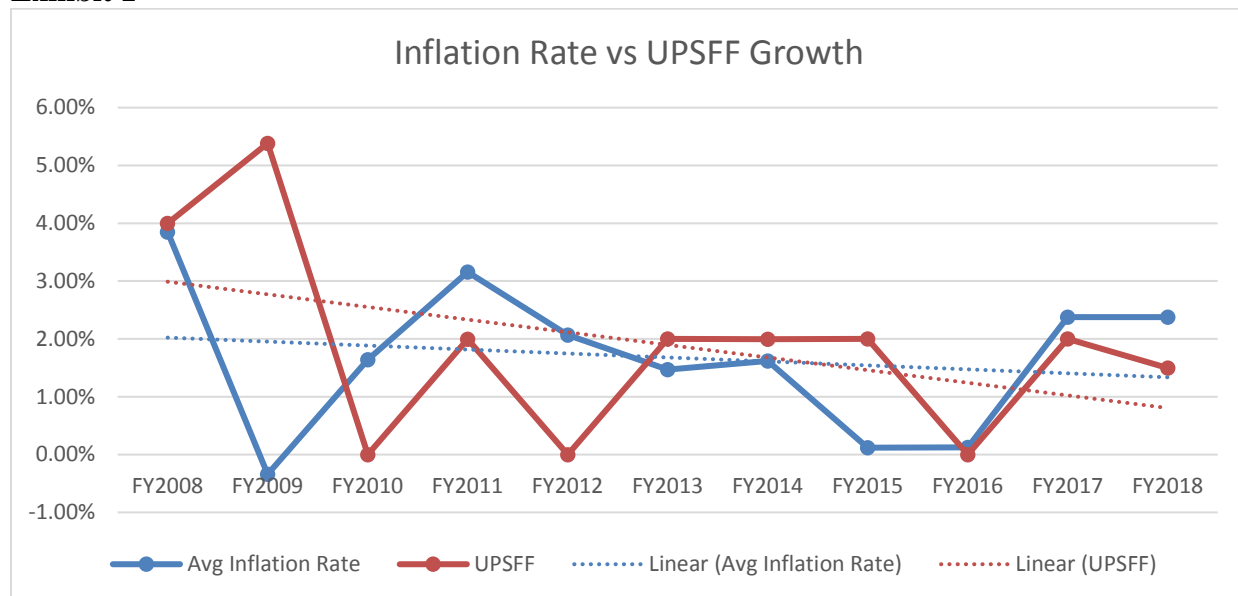
² In fiscal year 2010, the District added \$47.6 million in American Recovery and Reinvestment Act funds to public and public charter schools in lieu of an increase to the UPSFF.

Table 1

FY	UPSFF	% Change from the Prior Year
FY2008	\$8,322	4.0%
FY2009	\$8,770	5.4%
FY2010	\$8,770	0.0%
FY2011	\$8,945	2.0%
FY2012	\$8,945	0.0%
FY2013	\$9,124	2.0%
FY2014	\$9,306	2.0%
FY2015	\$9,492	2.0%
FY2016	\$9,492	0.0%
FY2017	\$9,682	2.0%
FY2018	\$9,827	1.5%

The Council sought to understand the cause of these staffing shortages in its review of the Mayor’s proposed budget for schools. First the Council compared UPSFF increases to the average annual rate of inflation from fiscal year 2008 to fiscal year 2018. The Council’s assumption was that the proposed UPSFF for any given year would be adjusted to account for items subject to inflation such as supplies, energy use, and employee salary increases.³ **Exhibit 1** displays the results of the analysis. As the chart shows, in fiscal year 2008 the increase to the UPSFF and the average rate of inflation were practically identical. After that year, there appears to be little relationship between the average rate of inflation and the increase to the UPSFF.

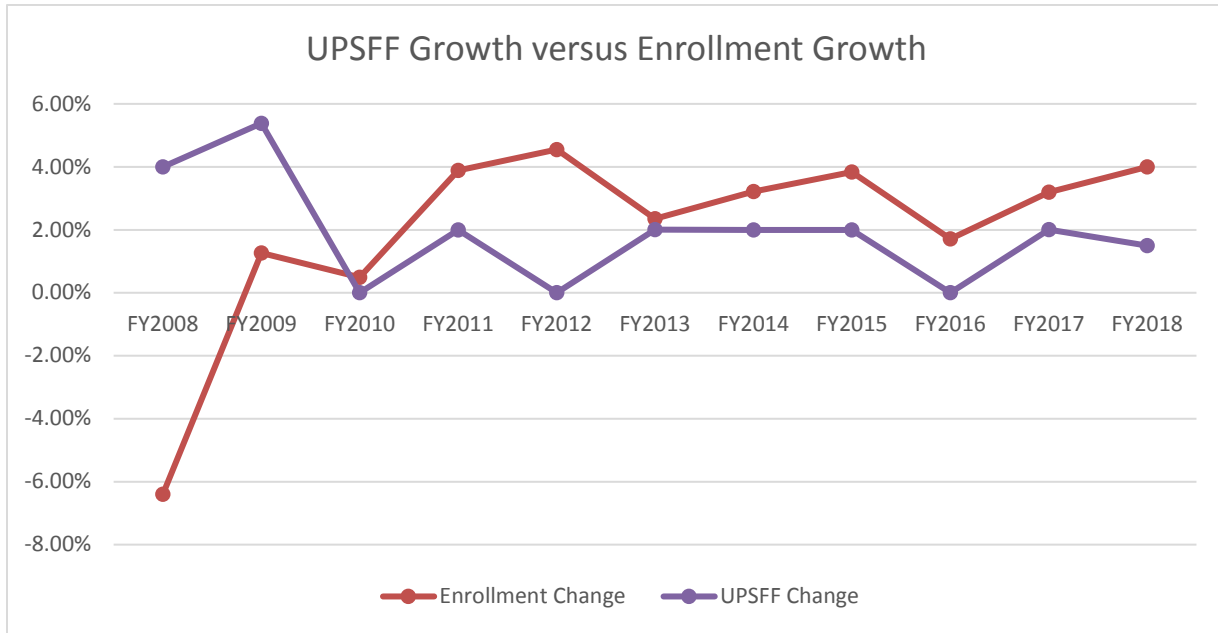
Exhibit 1



³ Pay increases for employees in collective bargaining units are determined by agreement. The pay increases referenced include step increases.

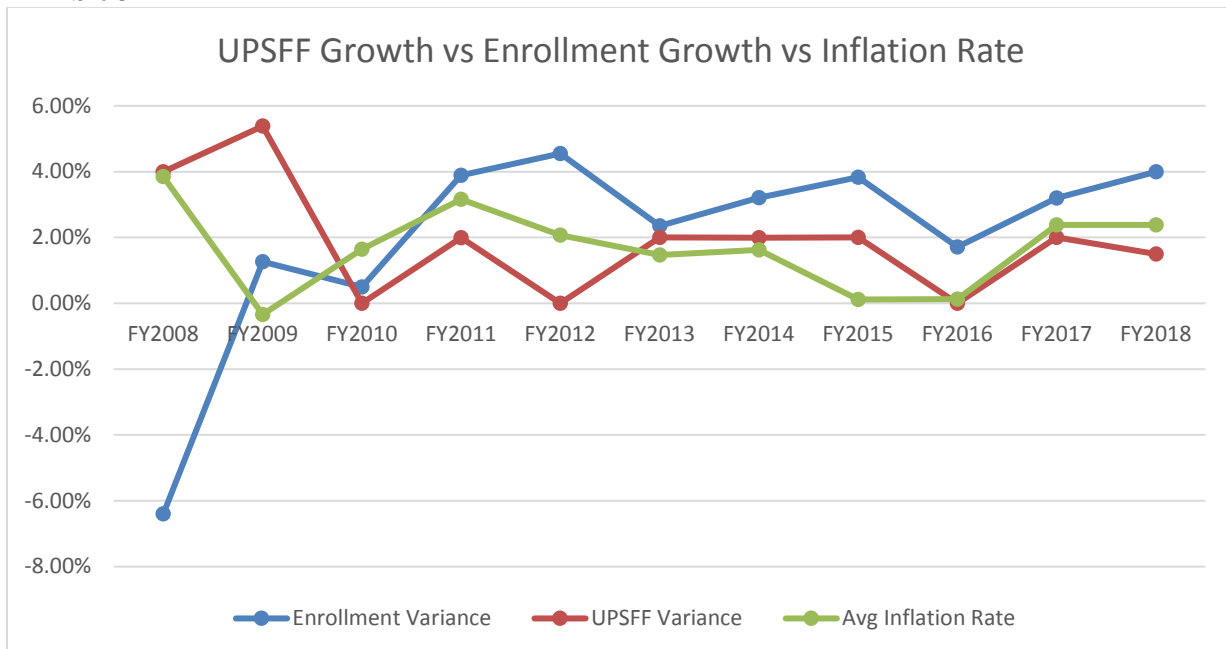
The Council then compared the increase in the UPSFF to the increase in enrollment from fiscal years (**Exhibit 2**). Again, there appears to be little relationship between the increase to the UPSFF and enrollment.

Exhibit 2



Finally, the Council compared annual increase in the UPSFF, annual increase in enrollment and the annual rate of inflation (**Exhibit 3**).

Exhibit 3



While the Council can find no relationship in the variables that might explain how the UPSFF was determined for any given year, the data does show that the increase in the UPSFF declined significantly in fiscal year 2010 and has not caught up in the years since. In effect, the “buying power” of the funding in fiscal year 2018 is the same as fiscal year 2008. At the same time, enrollment in both sectors has increased, with the DCPCS seeing the most dramatic increase in enrollment.

In fiscal year 2015, the Council adopted an “At-Risk” ranking factor to the UPSFF. The “At-Risk” weight generates resources to provide supplemental services to students who are homeless, in foster care, receive Temporary Assistance to Needy Families (TANF) or Supplemental Nutrition Assistance Program (SNAP) benefits, or who are significantly behind grade level in core subjects. From its implementation in fiscal year 2015 through fiscal year 2017 the “At-Risk” category has added \$252 million to public schools. In fiscal year 2018, the “At-Risk” category will add \$95 million to the schools. The original intent of “At-Risk” funds was to provide additional services to identified students. However, at DCPS, “At-Risk” funds have not been used as intended. The funds have been used to hire teachers for general education classes, pay athletic coaching staff, and provide field trips. The Council, through oversight hearings, will continue to hold DCPS accountable for the prescribed use of “At-Risk” funds.

The Council is committed to providing every school in every neighborhood with the resources they need. **For fiscal year 2018, the Council is increasing the UPSFF by 3% - this is 1.5% higher than the Mayor’s proposed budget - for a UPSFF of \$9,972. Table 2** lists the weights and value of each category of student. The increased UPSFF will provide **DCPS with \$11.5 million and DCPCS with \$7.2 million** more than the Mayor’s proposed budget. This is an increase of **\$109 million** above the fiscal year 2017 approved budget.⁴

The Council expects the additional funds at DCPS to be used for restoring instructional staff and programs at schools and is requiring the Chancellor of DCPS, by September 1, 2017, to submit to the Council a report that outlines how the additional funding to DCPS will be used and a detailed analysis of the changes to the use of “At-Risk” funds.

Table 2

	Weight	\$9,972
Grade Level		
PK3	1.34	\$13,363
PK4	1.30	\$12,964
K	1.30	\$12,964
Grades 1-5	1.00	\$9,972
Grades 6-8	1.08	\$10,770
Grades 9-12	1.22	\$12,166
Alternative	1.44	\$14,360

⁴ In April 2017, the fiscal year 2017 approved budget for DCPS was increased by \$14M to fund the cost of teacher salaries and the fiscal year 2017 budget for DCPCS was increased by \$27M to fund the cost of increased enrollment and the completion of Individualized Education Plans for special education students.

Special Ed	1.17	\$11,668
Adult	0.89	\$8,875
Special Education		
Level 1	0.97	\$9,673
Level 2	1.20	\$11,967
Level 3	1.97	\$19,646
Level 4	3.49	\$34,804
Special Education Compliance Fund		
Blackman Jones	0.069	\$688
Attorney's Fees	0.089	\$888
English Language Learners	0.49	\$4,887
At-Risk	0.219	\$2,184
Special Education - Extended School Year		
Level 1 ESY	0.063	\$628
Level 2 ESY	0.227	\$2,264
Level 3 ESY	0.491	\$4,896
Level 4 ESY	0.491	\$4,896
Special Education Residential*		
Level 1 Residential	0.37	\$3,690
Level 2 Residential	1.34	\$13,363
Level 3 Residential	2.89	\$28,820
Level 4 Residential	2.89	\$28,820
Residential*	1.67	\$16,654
Facilities Allowance*		
Non-Residential Facilities Allotment	\$3,193	
Residential Facilities Allotment	\$8,621	

*DCPCS only

As the District's population grows, the demand for affordable, high quality childcare becomes greater and greater. It is estimated that there are now more than 26,500 children under

age three living in the District, but only about 7,600 licensed child care slots.⁵ It is clear that the District is experiencing a “child care gap.” While the pre-K programs in the District’s public schools for 3 and 4 year olds are a tremendous benefit for residents, many parents with infants and toddlers are without adequate or affordable childcare.

To begin to address this need, the Mayor proposed \$15 million in one-time funds in the **Office of the State Superintendent (OSSE)** to provide grants to new or existing providers who want to expand. These grants are expected to create 1,300 new child care slots. Two million dollars of these funds will be used for a study of the capacity of existing providers and other start-up program costs. Also, the Mayor’s proposal would renovate three District-owned buildings that would be available to lease from the District. These facilities would be for market rate child care slots. The Council supports the Mayor’s proposal, however, it **reallocated \$2 million of this to fund increased subsidized slots** and to allow for more CBO participation in child care. These adjustments leave \$11 million to create new child care slots.

The District provides vouchers to low-income families to subsidize day-care. Often that voucher does not cover enough of the cost of child care. The cost of care is high even as teacher and other staff at licensed facilities earn very low wages and benefits, in part due to high physical facility costs. **The Council increased the budget at OSSE by \$4.5 million to increase the value of the child care vouchers provided to low-income District families.** These two investments in child care continue the District’s efforts to ensure that high quality childcare is available for District families.

The Council continues its support for public education by providing funding to maintain important programs in **OSSE**, including \$1.6 million to restore funds for **early intervention** in literacy grants, \$200,000 for the Community Schools program and \$100,000 for **restorative justice** programs in public schools. Also, the Council is adding \$186,267 and 2.0 FTEs including 0.50 FTE to the Office of the Student Ombudsman and 0.50 FTE to the Office of the Student Advocate within the **State Board of Education** to allow the office to more effectively serve students and their families.

The **District of Columbia Public Library (DCPL)** system is a valuable resource that improves public education, literacy, and career readiness for all District residents, serving as a vibrant center of activity for all residents. Therefore, the Council continued its support for DCPL by **adding \$ 1,450,000 to the library collections budget**, including funding for opening day collection for the **Cleveland Park** branch. The Council also added \$655,194 and 7.5 FTEs and supplies for the **Capitol View, West End, and Cleveland Park** branch libraries, which have been undergoing renovation. Finally, the Council added \$200,000 to the **DC Oral History** project at DCPL to enable residents to document their life experiences in the District.

The Council amended the Mayor’s proposed Capital Improvement Plan by accelerating the renovation of **Jefferson Middle School**, which will allow the project to reach substantial completion by 2019, rather than 2021. The renovation of **West Education Campus** was also

⁵ Kathryn Zickuhr. (2017). How Should We Measure D.C.’s “Child Care Gap?” Retrieved from <https://www.dcpolicycenter.org/publications/measuring-dc-child-care-gap/>.

accelerated, with planning commencing in 2019 and completion in 2021. The renovations for **Capitol Hill Montessori School at Logan, Anne M Goding Elementary School, and Eaton Elementary School** were also pushed forward. Finally, the Council also allocated \$6.4 million in fiscal year 2023 for the modernization of the **Browne Education Campus**.

The Council also increased the Office of the DC Auditor's budget by \$550,000 to provide funding for a **study on school enrollment** that assesses the District's current methodology against best practices for student enrollment projections and estimates current and projected enrollment numbers for the District's public schools based on the District's demographic trends.

Human Support Services

The Council's commitment to stabilizing families includes making **evidence-based reforms to the District's Temporary Assistance for Needy Families (TANF) program**. The Council provided \$2.2 million to the Department of Human Services (DHS) to supplement the Mayor's investment in TANF and fully fund the recommendations of the Working Group to Inform a TANF Hardship Extension for the District of Columbia.⁶ TANF is a lifeline for District families struggling to sustain employment and those facing insurmountable barriers to self-sufficiency. TANF provides cash assistance, work readiness skill building and job placement, and child care to extremely low-income households with children. Income supplement programs such as TANF have been shown to have significant impact on children's emotional and behavioral development and positive personality trait development.⁷ TANF helps families meet their basic needs, and households that lack these cash resources are often forced to engage in risky or harmful behavior or stay in unsafe situations.⁸

If the District had failed to act, on October 1, 2017 roughly 6,000 District families, including more than 10,000 children, who are currently receiving TANF benefits would have been cut off from assistance. The "TANF Child Benefit Protection Amendment Act of 2017" in the Fiscal Year 2018 Budget Support Act of 2017 offers a **two-generational policy that both protects child well-being and offers the tools, resources, and encouragement needed for parents to secure and maintain paid employment and engage in work readiness programs**. The subtitle removes the arbitrary 60-month eligibility cliff in recognition that families in extreme poverty face significant barriers to achieving and permanently maintaining financial self-sufficiency especially amidst the District's high cost of living and decline in wages and job opportunities for low-skilled workers.

The subtitle separates the TANF grant into two parts: the Child Enrichment Grant and the Parent Engagement Grant. **The Council accepted the Working Group's recommendation to**

⁶ Barbara Poppe, *Recommendations for Development of TANF Hardship Extension Policy for Washington, DC: Report to the Director of the DC Department of Human Services (DHS) from the Working Group to Inform a TANF Hardship Policy for the District of Columbia*, Washington, DC: Department of Human Services, 2016, <https://dhs.dc.gov/sites/default/files/dc/sites/dhs/publication/attachments/TANF%20Hardship%20Report.pdf>.

⁷ Randall Akee et al., "How Does Income Affect Child Personality Traits and Behaviors?", 2015, NBER Working Paper No. 21562, <http://www.nber.org/papers/w21562.pdf>.

⁸ Kathryn Edin and H. Luke Shaefer, *\$2.00 a Day: Living on Almost Nothing in America*, Boston: Houghton Mifflin Harcourt, 2015.

assign 80% of the TANF grant to the Child Enrichment Grant and 20% to the Parent Engagement Grant. The Council also accepted the Working Group’s recommendation regarding employment and work readiness program compliance and sanction structure.⁹ Parents who do not comply with their Individual Responsibility Plan (IRP) will be sanctioned with a graduated 20, 40, or 60% reduction of their Parent Engagement Grant based on the length of their non-compliance.

The District is making progress towards its goal of making homelessness a brief, rare, and non-recurring event. The 2017 Point in Time survey found that 877 or 10.5% fewer individuals experiencing homelessness than in the previous year, the largest decrease of any jurisdiction in the metropolitan area. The primary driver of this decrease was a 21.8% decline in the number of families experiencing homelessness. In addition, the number of unaccompanied individuals fell by 2.7%.¹⁰ However, with 7,473 people experiencing homelessness in the District on a single day in January 2017, the need to continue to make significant investments in homeless services and affordable housing remains at the forefront of the Council’s agenda. Further, a reduction in the overall number of people experiencing homelessness belies a significant increase in youth experiencing homelessness in the District. The 2016 Youth Census showed an 8% increase from the previous year in the number of youth that were homeless or housing insecure.¹¹ In September 2016, there were 385 youth who were living in emergency shelter or otherwise unsheltered and 202 youth were housing insecure, as seen in **Table 3**. About one quarter (24%) of these youth were chronically homeless, and among youth living in emergency shelter or otherwise unsheltered, 24% identified as LGBTQ. While the national public outcry sparked in March 2017 over a misperceived increase in the number of youth declared missing in the District arose from social media distortion, it did bring needed attention to the plight of youth who have run away from home or are otherwise experiencing homelessness.¹²

⁹ Poppe, *supra* note 6.

¹⁰ Metropolitan Washington Council of Governments, *Homelessness in Metropolitan Washington: Results and Analysis from the Annual Point-in-Time (PIT) Count of Persons Experiencing Homelessness*, Washington, DC: 2017, <https://www.mwcog.org/documents/2016/05/11/homelessness-in-metropolitan-washington-results-and-analysis-from-the-annual-point-in-time-pit-count-of-homeless-persons-homelessness/>,

¹¹ For these purposes, homeless youth refers to unaccompanied minors living apart from parents, guardians, or foster care; and youth ages 18 to 24 experiencing homelessness. “Literally homeless” means youth who are staying in an emergency shelter, transitional housing, or someplace not meant for habitation, such as a car or a stairwell. “Housing insecure” means experiencing homelessness while precariously housed or in a highly transitory doubled-up arrangement.

¹² District of Columbia Interagency Council on Homelessness, *Solid Foundations: Strategic Plan to Prevent and End Youth Homelessness*, Washington, DC: 2017, https://ich.dc.gov/sites/default/files/dc/sites/ich/page_content/attachments/Solid%20Foundations%20DC%20_web%201.5.pdf.

Table 3: District of Columbia Homeless Youth Census (2015 & 2016)

	2015	2016
Literally Homeless		
Unaccompanied minors	12	28
Transition Age Youth	318	357
Subtotal	330	385
Housing Insecure		
Unaccompanied minors	46	22
Transition Age Youth	169	180
Subtotal	215	202
TOTAL	545	587

Source: District of Columbia Interagency Council on Homelessness, 2017

The Council is committed to ending youth homelessness and lends its support to the Interagency Council on Homelessness (ICH)’s vision of making youth homelessness in the District a rare, brief, and nonrecurring event by 2022. With investments from the Council and Mayor, the District will be able to meet the ICH Youth Plan’s goals for first year **emergency shelter, transitional housing, permanent supportive housing, and reunification/aftercare service**. To address this critical need, the Council enhanced the DHS budget by \$1,564,000. The Council’s investment includes **\$688,000 for twelve emergency shelter beds for unaccompanied minors and transition age youth; \$210,000 for five transitional housing units for youth; \$162,000 for six permanent supportive housing units for youth; and \$504,000 for 42 reunification/aftercare slots** to support youth as they reunify with family after running away or otherwise experiencing homelessness.

Youth aging out of foster care have especially high rates of homelessness and housing instability. Twenty-four percent of homeless youth in the District report having past involvement with the child welfare system, and 6% cite aging out of foster care as their primary cause of their homelessness.¹³ To help youth aging out of foster care achieve stability, the Council directed \$500,000 in one-time funds to the Child and Family Services Agency (CFSA) **Rapid Housing** program to create 100 additional housing stipends available to youth emancipating from foster care. The Council also committed \$250,000 to restore the Mayor’s cuts to **tutoring services** at CFSA. This investment will help youth in foster care overcome placement-related school barriers and thrive. Nationally, youth in foster care are twice as likely as other students to be absent from school, and only half of foster youth complete high school by age 18.¹⁴

In addition to investing in homeless services for youth, the Council enhanced the budgets of other programs that provide housing and support services to unaccompanied adults and families who are homeless or at risk of becoming homelessness. **Table 4 shows the Council’s homeless services enhancements in fiscal year 2018.** At least 4,000 unaccompanied adults assessed

¹³ Interagency Council on Homelessness, 2017.

¹⁴ Foster Care to Success, “Fostering Success in Education: National Factsheet on the Educational Outcomes of Children in Foster Care,” 2014, <http://cdn.fc2success.org/wp-content/uploads/2012/05/National-Fact-Sheet-on-the-Educational-Outcomes-of-Children-in-Foster-Care-Jan-2014.pdf>.

through the District's Coordinated Assessment and Housing Placement system were recommended for some form of housing but have not been assigned largely due to a lack of housing resources.¹⁵ To address the critical need of placing homeless individuals into housing, the Council added \$1,710,027 to the DHS and the Housing Authority budgets for the **Permanent Supportive Housing** program to provide housing and intensive wraparound services for 112 disabled homeless adults. According to the 2017 Point in Time survey, 35% of homeless individuals in the District suffer from a severe mental illness and 20% have a physical disability.¹⁶ The Council's \$1,017,719 enhancement to the Housing Authority's budget for **Targeted Affordable Housing** program will provide long-term vouchers through the Local Rent Supplement Program for 84 homeless adults.

The 2017 Point in Time survey identified 1,166 families experiencing homelessness in the District, made up of 2,281 children and 1,609 adults. The Council received testimony from the Washington Legal Clinic for the Homeless Society, Bread for the City, the Legal Aid Society of the District of Columbia, Law Students in Court, Good Faith Communities Coalition, and three homeless services clients (Kimberly Bonham, Shannon Weems, and Donya Williams) with concerns over the DHS practice of securing housing for homeless families almost exclusively through Rapid Re-Housing vouchers. Rapid Re-Housing can be an effective tool for stabilizing some families, but it is not an appropriate intervention for all families. These organizations testified that nearly all homeless families are placed in the District's Rapid Re-Housing program. The placement rarely takes into account the family's ability to secure decent, safe housing with a Rapid Re-Housing voucher or their ability to maintain stable housing after the 12-month subsidy ends. In fact, approximately 45% of District families receiving Rapid Re-Housing assistance for at least one year ended up in eviction court while still in the program, and only 42% of families were able to independently maintain their housing after their subsidy ended.¹⁷

To increase the array of tailored housing options for homeless families, the Council redirected \$3 million of the Mayor's fiscal year 2018 enhancement of \$3,802,500 for Rapid Re-Housing for families to critical long-term housing supports. The Council reallocated \$2 million towards **Targeted Affordable Housing vouchers for families** and \$1 million towards **Permanent Supportive Housing vouchers for families**. Both of these housing programs are effective at providing long term housing stability. As a result of the Council's reallocations the District will be able to move 35 more families out of emergency shelter and into stable housing in fiscal year 2018 than under the Mayor's plan.¹⁸

¹⁵ Metropolitan Washington Council of Governments, 2017; Testimony of Nechama Masliansky (Senior Advocacy Advisor, So Others Might Eat (SOME), Inc.), Committee on Human Services Budget Oversight Hearing for the Department of Human Services, 3 May 2017.

¹⁶ Metropolitan Washington Council of Governments, 2017.

¹⁷ Max Tipping, *Set Up to Fail: Rapid-Rehousing in the District of Columbia*, Washington, DC: Washington Legal Clinic, 2017, <http://www.legalclinic.org/wp-content/uploads/2013/06/Set-up-to-fail-FINAL.pdf>.

¹⁸ Per unit annual cost for families: Rapid Re-Housing \$29,520; Permanent Supportive Housing \$27,080; Targeted Affordable Housing \$19,800.

Table 4: Council’s Investments in Homeless Services and Homeless Prevention

Program	FY18 Council Enhancement	Number of New Units/Slots
Individuals		
Permanent Supportive Housing	\$1,785,534	112
Targeted Affordable Housing	1,017,719	84
Families		
Permanent Supportive Housing	1,000,000	37
Targeted Affordable Housing	2,000,000	101
Youth Plan		
Youth Shelter	688,000	12
Transitional Housing	210,000	5
Permanent Supportive Housing	162,000	6
Aftercare	504,000	42
Rapid Housing	500,000	100
Emergency Rental Assistance	765,665	N/A
Domestic Violence Housing Coordinator	81,875	N/A
Vital records fee waiver for people experiencing homelessness	60,000	N/A
Local Rent Supplement – Project and Sponsor Based Vouchers*	3,400,000	230
TOTAL	12,174,793	599

*The Council added \$1.4 million in FY18 for a subsidy only NOFA and \$2 million for project/sponsor based LRSP vouchers.

The Council invested \$81,875 to increase the DHS contract for **trauma-informed domestic violence housing coordinators** on-site at the Virginia Williams Family Resource Center. Currently, there is only one staff person who works four days per week that handles domestic violence-related cases. With this Council enhancement, DHS will be able to add an additional staff person to assist with domestic violence-related cases.¹⁹ The Metropolitan Washington Council of Governments found that domestic violence trauma is the most defining characteristic of families experiencing homelessness in the metropolitan region. Its 2017 Point in Time survey revealed that 28% of adults in homeless families have experienced domestic violence in the past, and 12% of homeless families’ current episode of homelessness is related to domestic violence.²⁰

Not having an ID can make exiting homelessness virtually impossible. IDs are often required to sign a lease on an apartment, open a bank account, get a job, or obtain benefits such as

¹⁹ Testimony of Gretta Gardner (Deputy Director, DC Coalition Against Domestic Violence), Committee on Human Services Performance Oversight Hearing for the Department of Human Services, 15 March 2017.

²⁰ Metropolitan Washington Council of Governments, 2017.

food stamps or disability.²¹ The District has begun to remove this barrier by authorizing the Department of Motor Vehicles (DMV) to provide non-driver IDs free of charge to people experiencing homelessness. However, in order to qualify for a non-driver ID, the applicant must submit proof of identity, such as a birth certificate. The Department of Health (DOH) Vital Records Division currently charges a \$23 fee for birth certificates, and this sum can be a significant hurdle for individuals and families who are experiencing homelessness. A number of non-for-profit homeless services providers use their own privately-raised funds to pay for their clients' birth certificates, but their resources are not great enough to meet demand, and it is an inefficient use of their funds. Council addressed this administrative barrier in Title V-Q of the "Fiscal Year 2017 Budget Support Act of 2016" by creating a **birth certificate fee waiver for people experiencing homelessness**.²² However, at the time of publication of this report, the DOH had not yet implemented the fee waiver. The agency contends that implementation will require a budget enhancement, and the Council responded with a \$60,000 budget enhancement to meet this need.

The Council is steadfast in its commitment to early interventions that prevent individuals and families from falling into homelessness. To that end, the Council restored \$765,555 to DHS's **Emergency Rental Assistance Program (ERAP), which helps income eligible District households avoid eviction** by helping them pay their overdue rent. It also provides security deposits and first month's rent for residents moving into new apartments. ERAP is effective at preventing homelessness, and the \$2,750,000 cut that the Mayor made to its budget exacerbates the program's problems with chronic underfunding. According to testimony given by the Washington Legal Clinic, even before the reductions, ERAP did not come close to meeting the full needs of the community.²³

The District has made significant progress in improving access to quality, safe, and affordable health care and allocating resources to promote physical activity and wellness. The District boasts the lowest rate of uninsured residents in the country (4%). Life expectancy has increased, while death rates from coronary heart disease, HIV infection, and infant mortality have declined. The District is also recognized as having one of the nation's lowest adult obesity rates in the nation and for being among the country's healthiest and most bicycle-friendly cities.²⁴ However, the District has significant Ward-level disparities in health status. Inequalities in community health status by geographic location are driven by the interplay of economic and environmental factors. One study found significantly worse health indicators in Wards 7 and 8 than the rest of the District, showing that residents of these Wards have a higher mortality rate, are

²¹ Teresa Wiltz, "Without ID, Homeless Trapped in Vicious Cycle," *Stateline (The Pew Charitable Trusts)*, 15 May 2017, <http://www.pewtrusts.org/en/research-and-analysis/blogs/stateline/2017/05/15/without-id-homeless-trapped-in-vicious-cycle>; J.B. Wogan, "Even for the Homeless, No ID Means No Government Aid," *Governing*, 14 March 2017, <http://www.governing.com/topics/health-human-services/gov-homeless-id-cards.html>.

²² Fiscal Year 2017 Budget Support Act of 2016, effective October 8, 2016, (D.C. Law 21-160; 63 DCR 12932).

²³ Testimony of Max Tipping (Equal Justice Works Fellow, Washington Legal Clinic), Committee on Human Services Budget Oversight Hearing on the Department of Human Services, 3 May 2017.

²⁴ Centers for Disease Control and Prevention, *Adult Obesity Prevalence Maps*, <https://www.cdc.gov/obesity/data/prevalence-maps.html>; American Fitness Index, *Actively Moving America to Better Health: Health and Community Fitness Status of the 50 Largest Metropolitan Areas*, http://www.americanfitnessindex.org/wp-content/uploads/2014/02/acsm_afireport_2016_FINAL.pdf; Ian Dille, "The 50 Best Bike Cities of 2016," *Bicycling*, 19 September 2016, <http://www.bicycling.com/culture/news/the-50-best-bike-cities-of-2016>.

more likely to suffer from a debilitating condition, and on average have shorter life expectancy. Further, residents in the East End had among the lowest number of primary care physicians and specialists of anywhere in the District and the least access to community health centers and intermediate care facilities.²⁵ The Council set aside \$300 million in the capital plan to build an integrated health care system in the East End to help address these disparities in health status across the District. This health care system includes the **construction of a new East End Medical Center on the Saint Elizabeths Hospital campus, an urgent care center, and an ambulatory care center.**

The Council supports a number of investments critical to protecting the health and safety of all District residents. This commitment extends to ensuring residents' access to behavioral health services by setting fair reimbursement rates for behavioral health service providers. The Council's budget includes a \$2,931,600 enhancement to DBH's budget to increase the **reimbursement rates for Mental Health Rehabilitation Services (MHRS) and Adult Substance Abuse Rehabilitative Services (ASARS) providers.** The District has not increased the MHRS reimbursement rate since 2013, while the last ASARS reimbursement rate increase occurred in 2016. A number of the District's MHRS/ASARS have recently gone out of business because of the insufficient rate structure and months-long delays at DBH in disbursing payments owed to providers. Both Green Door and Youth Villages announced their closure in 2017. The more than 50 MHRS/ASARS providers in the District serve a critical function offering behavioral health and substance abuse services that are not covered by Medicaid such as vocational supportive employment, transitional services for people reentering the community from hospitals and institutions, treatment for veterans whose behavioral health needs are not met by the VA, and immigrants who do not qualify for Medicaid.

The Council seeks to further innovations in health care delivery and treatment of opioid addiction by funding \$600,000 in **grant awards for telehealth interventions and targeted medical treatments to patients suffering from opioid addictions** in the District. The Department of Health Care Finance (DHCF) will administer the grants, which will include four grants of \$50,000 to promote telehealth in Wards 7 and 8; two grants of \$75,000 to facilitate the development and application of telehealth services to a homeless shelter or a public housing project; and one \$250,000 grant to a college of pharmacy to help health care providers employ precision medicine to patients suffering from opioid abuse.²⁶ The Council is committed to increasing District residents' access to medical care, and telemedicine is one such mode of access. Telemedicine permits two-way, real-time interactive communication between a patient and a physician or medical practitioner at a remote site. More than 15 million Americans received some form of remote medical care in 2015, and some predict that the use of telemedicine will continue to grow rapidly.²⁷ The Council is also deeply concerned by the rising opioid addiction crisis. In

²⁵ District of Columbia Department of Health, 2014.

²⁶ "Precision medicine" refers to precisely tailoring therapies to subcategories of disease, often defined by genomics. <http://jamanetwork.com/journals/jama/article-abstract/2289153>

²⁷ Melinda Beck, "How Telemedicine is Transforming Health Care," *Wall Street Journal*, 26 June 2016, <https://www.wsj.com/articles/how-telemedicine-is-transforming-health-care-1466993402>; "A Digital Revolution in Health Care is Speeding Up," *The Economist*, 2 March 2017, <http://www.economist.com/news/business/21717990-telemedicine-predictive-diagnostics-wearable-sensors-and-host-new-apps-will-transform-how>.

2015, 125 people in the District died from a drug overdose or 18.6 deaths per 100,000.²⁸ New evidence suggests that precision medicine may be necessary for the effective treatment of opioid addiction.²⁹

The Council's commitment to public health includes providing access to healthy food options that can promote balanced diets and combat chronic illness and curb obesity. Procuring and preparing healthy foods can be especially difficult for District residents living with cancer, HIV/AIDS, and other chronic conditions or diseases. Malnutrition is common among U.S. hospital patients, and individuals with malnutrition tend to have longer hospital stays, incur higher costs, and are five times more likely to die during their hospital stay than patients that are not malnourished.³⁰ To address the needs of these vulnerable residents, the Council enhanced the DOH's budget by \$300,000 for **in-home meal delivery services for people with significant health challenges**. The Council also restored \$28,000 and 0.5 FTE to the Department of Parks and Recreation (DPR) **Community Gardens** division, which works with the residents to establish gardens across the District. In addition to increasing residents' access to fresh fruits and vegetables, studies have shown that urban community gardens are an effective tool for strengthening neighborhoods and promoting lifelong active lifestyles.³¹

At a time when the rights of our immigrant neighbors are under attack, the Council remains steadfast in supporting all residents regardless of their country of origin or immigration status. The D.C. Healthcare Alliance (the "Alliance") program is an important symbol of this commitment as it provides health insurance coverage for more than 15,000 community members who are not eligible for Medicaid, including many recent or undocumented immigrants. However, it is often difficult for eligible beneficiaries to maintain their Alliance benefits. Every six months, eligible beneficiaries must brave long lines at Economic Security Administration (ESA) eligibility determination service centers to renew their health insurance. Unity Healthcare and La Clínica del Pueblo testified to Council that it is rare for their clients to be able to re-enroll on their first attempt. The Legal Aid Society also testified that lines at service centers have worsened as the rollout of the new DCAS system was mired with problems. Out of concern over falling enrollment in the Alliance and the administrative hurdles that eligible beneficiaries face, the Council **reallocated \$282,708 and 3.0 FTEs within DHS to provide Alliance recertification services**.

Having a robust provider network is critical to the health of District residents, and through this budget the Council made a \$101,370 investment to help **attract and retain licensed physicians and dentists professionals to the District**. The Council is depositing these funds in

²⁸ Centers for Disease Control and Prevention, *Drug Overdoses Death Date*, accessed 23 May 2017, <https://www.cdc.gov/drugoverdose/data/statedeaths.html>.

²⁹ Richard Crist et al., "An Intronic Variant in *OPRD1* Predicts Treatment outcome for Opioid Dependence in African-Americans," *Neuropsychopharmacology*, 2014, 38(10): 2003-2010.

³⁰ MR Corkins, et al., "Malnutrition Diagnoses in Hospitalized Patients: United States, 2010," *Journal of Parenteral and Enteral Nutrition*, 2014, 38(2): 186-95.

³¹ Ellen Teig, et. al. "Collective Efficacy in Denver, Colorado: Strengthening Neighborhoods and Health through Community Gardens," *Health and Place*, 2009, 15(4): 1115-1122; Ann Bellows, et. al. "Health Benefits of Urban Agriculture," Fresno: Community Food Security Coalition, [http://www.co.fresno.ca.us/uploadedFiles/Departments/Behavioral_Health/MHSA/Health%20Benefits%20of%20Urban%20Agriculture%20\(1-8\).pdf](http://www.co.fresno.ca.us/uploadedFiles/Departments/Behavioral_Health/MHSA/Health%20Benefits%20of%20Urban%20Agriculture%20(1-8).pdf).

the District of Columbia Health Professional Recruitment Fund and authorizing the DOH to disburse these funds in fiscal year 2018. The Fund helps physicians, dentists, and other health professionals that practice in the District repay their educational loans, with preference given to applicants that show a demonstrated commitment to serving in a designated Health Professional Shortage Area (HPSA) or a Medically Underserved Area (MUA).

The Council is dedicated to protecting and strengthening the child welfare services in the District. The court-appointed monitor for *LaShawn A. v. Bowser* testified that CFSA continues to struggle with meeting the **caseload standards for investigation and family assessment workers**. More than half (59%) of Child Protective Services workers have caseloads that exceed the Child Protective Services Standard.³² To help ensure that all children in the District grow up in a safe and stable home, the Council is enhancing the CFSA's Child Protective Services budget by \$401,820 and 5.0 FTEs to serve as social workers. The Council also bolstered CFSA's budget with a \$250,000 increase to provide **comprehensive and coordinated services for children and families affected by physical and sexual abuse or having witnessed violence**.

The Council is pledged to ensuring that court-involved youth and their families are treated with fairness and dignity. To this end, the Council funded several portions of the "**Comprehensive Youth Justice Amendment Act of 2016**" that were previously subject to appropriation.³³ The Council enhanced the Department of Youth Rehabilitation Services (DYRS)'s budget by a total of \$221,213 to help implement these overdue reforms.

The District has made enormous strides in reducing its rate of teen birth, but more work is still needed. The number of teen births is significantly higher in Wards 7 and 8 than the rest of the city, and the Centers for Disease Control and Prevention reported that 75.1% of sexually active teens in the District did not use a condom during their last sexual intercourse.³⁴ To that end, the Council provided \$41,219 to DOH to continue funding **teen peer sexual health educators**. These student peer educators receive extensive training in sexual health and HIV prevention, peer education, counseling, and facilitation. In 2016, the District's student peer educators distributed 133,000 condoms to their classmates, conducted 33,000 educational interventions, and made 1,500 clinic referrals.³⁵

The Council also provided \$40,000 in grant funding for DPR to award competitive grants in an amount not to exceed \$5,000 each, to organize a **community run or walk event series** in

³² Testimony of Judith Meltzer (Court-appointed monitor for *LaShawn A. v. Bowser*), Committee on Human Services Budget Oversight Hearing for the Child and Family Services Administration, 27 April 2017.

³³ Comprehensive Youth Justice Amendment Act of 2016, effective April 4, 2017, (D.C. Law 21-238; 64 DCR 3959).

³⁴ Testimony of Brenda Rhodes Miller (Executive Director, DC Campaign to Prevent Teen Pregnancy), Committee on Health Performance Hearing for the Department of Health, 17 February 2017; DC Kids Count, *Ward Snapshots: Tracking Child Well-Being in Your Ward*,

https://www.dcactionforchildren.org/sites/default/files/2016WARDSnapshots_FINAL_4_11_17.pdf; Centers for Disease Control and Prevention, *District of Columbia – 2015 State Health Profile*, https://www.cdc.gov/nchhstp/stateprofiles/pdf/district_of_columbia_profile.pdf.

³⁵ Testimony of Jessica Anderson (Program Manager, The Young Women's Project), Committee on Health Performance Hearing for the Department of Health, 17 February 2017.

each Ward. The Council also enhanced funding for DPR senior's services with \$75,551 and 1.0 FTE for a dedicated manager of **senior's programs at the Chevy Chase Community Center**. Research has shown that senior centers are an important way for senior citizens to foster community and can have positive impacts on participants' mental and physical outcomes.³⁶ The Council also recognizes that the D.C. Office on Aging (DCOA) with its Aging and Disability Resource Center and Senior Service Network is an important resource for older District residents. The Council added \$308,000 for **case management and helpline services that will connect older adults and their caregivers to the services that they need**. In addition the Council added \$500,000 to continue **Alzheimer support programs**. Finally, the Council included in the budget \$128,299 to establish a volunteer **intergenerational program** that will give seniors an opportunity to share their wealth of knowledge with younger generations. A portion of the funds will be used to provide stipends for participating seniors.

The Council also enhanced the budget for the DHS Burial Assistance program by \$50,000 to help ensure that families are able to maintain economic stability while grieving the loss of a loved one. This investment will **help low-income families pay for modest funeral services or cremation**. In 2014 the median cost for a funeral was approximately \$7,181.³⁷ Funerary expenses can impose a significant strain on households, especially for those already teetering on the edge of financial instability. According to one study, funeral and medical expenditures constitutes 63% of recently widowed households' income.³⁸

Public Safety and Justice

As the District's prosperity grows, an increasing number of District residents are unable to find and maintain affordable housing. The rise in median rents in the District has outpaced increases in household income. About one-quarter of households in the District are severely rent burdened, meaning that they pay more than half of their income on rent.³⁹ The consequences of these imbalances in the housing market are reflected in the 30,000 eviction proceedings filed in D.C. Superior Court each year. More than one-third of these cases results in an eviction. Eviction is a significant, destabilizing event, which not only means the loss of a home, but also the stigma of a downgraded credit score. It has even been linked to an increase in deaths from suicide.⁴⁰

³⁶ Diane Weis Farone et. al., "Use of Senior Centers as a Moderator of Stress-Related Distress Among Latino Elders," *Journal of Gerontological Social Work*, 2005, 46(1): 65-83; RH Aday, "Impact of Senior Center Friendships on Aging Women Who Live Alone," *Journal of Gerontological Social Work*, 2005, 46(1): 65-83.

³⁷ National Funeral Directors Association, Statistics: Median Cost of a Funeral with Viewing and Burial, accessed 25 May 2017, <http://www.nfda.org/news/statistics>.

³⁸ Jessie Fan and Cathleen Zick, "The Economic Burden of Health Care, Funeral, and Burial Expenditures at the End of Life," *The Journal of Consumer Affairs*, 2004,38(1): 35-55, <http://content.csbs.utah.edu/~fan/research/24-2004FanZickJCA.pdf>.

³⁹ Ingrid Gould Ellen and Brian Karfunkel, *Renting In America's Largest Metropolitan Areas*, New York: NYU Furman Center, 2016, http://furmancenter.org/files/NYU_Furman_Center_Capital_One_National_Affordable_Rental_Housing_Landscape_2016_9JUNE2016.pdf.

⁴⁰ Katherine Fowler et al., "Increase in Suicide Associated with Home Eviction and Foreclosure During the U.S. Housing Crisis: Findings from 16 National Violent Death Reporting System States, 2005-2010," *American Journal of Public Health*, 2015, 105(2): 311-316.

Approximately 90% of tenants in the D.C. Superior Court lack legal counsel compared to 10% of landlords. To help ensure that all tenants have adequate legal counsel, the Council added **\$4,500,000 to the Office of Victim Services and Justice Grants to fund the BSA subtitle “Expanding Access to Justice Amendment Act of 2017.”** Pilot programs have shown that low-income tenants were six times more likely to receive a fair outcome during eviction proceedings when they had legal representation. This landmark effort **provides low-income tenants facing eviction with legal representation at no cost.** These funds will be used by the DC Bar Foundation to make grants to legal services providers who will represent low-income tenants in this civil legal counsel project.

District residents returning from incarceration are often denied rental housing because of their criminal record, even when the offense was committed many years ago or was non-violent. This denial of housing makes it hard for returning citizens to fully integrate back into society. To combat this type of housing discrimination, the Council passed the **“Fair Criminal Records Screening for Housing Act of 2016.”**⁴¹ The Act states that landlords may not ask about or research an applicant’s criminal history until a conditional offer housing is made and that a conditional offer can only be rescinded for a legitimate reason as defined in the act. The Council added \$481,378 and 5.0 FTEs to the Office of Human Rights to investigate and remedy complaints filed under the Act.

The Council continues its support for the agencies that oversee District residents’ overall public safety and access to equitable justice by increasing funding for the following initiatives: \$281,000 for the **Access to Justice Program** and \$100,000 for non-profit organizations that use **literacy-based programs for incarcerated District youth** through the Office of Victim Services and Justice Grants (OVSJG); \$200,000 at the Metropolitan Police Department (MPD) to fund **8 CCTV** cameras for deployment in targeted Public Safety Areas and \$107,043 at the Corrections Information Council (CIC) to fund an increase in rent and supplies; \$550,659 and 1.0 FTE at the Criminal Justice Coordinating Council to fund a **statistician and data collection on human trafficking**, as required by the “Prohibition Against Human Trafficking Amendment Act of 2010” and upgrades to the agency’s **JUSTIS database**; and \$344,000 at the DC National Guard for **minor repairs to the Oak Hill facility.**⁴² The Council also provided \$817,652 at Fire and Emergency Services Agency (FEMS) to implement a portion of the **“Fire and Emergency Medical Services Employee Presumptive Disability Amendment Act of 2012”** related to infectious or communicable diseases.⁴³

In March 2016, the Council passed the “Neighborhood Engagement Achieves Results Amendment Act of 2016” (NEAR Act), a comprehensive crime prevention and law enforcement improvement act.⁴⁴ In the FY 2018 budget, the Council, at the request of the Mayor transferred from the Deputy Mayor for Public Safety and Justice and the Deputy Mayor for Health and Human

⁴¹ Fair Criminal Record Screening for Housing Act of 2016, effective April 7, 2017 (D.C. Law 21-259; 64 DCR 2070).

⁴² Prohibition Against Human Trafficking Act of 2010, (D.C. Law 18-239; 57 DCRA 5405).

⁴³ Fire and Emergency Medical Services Employee Presumptive Disability Amendment Act of 2012, effective May 1, 2013, (D.C. Law 19-311; 60 DCR 10584).

⁴⁴ Neighborhood Engagement Achieves Results Amendment Act of 2016, effective June 30, 2016, (D.C. Law 21-125; 63 DCR 10570).

Services \$1,115,832 and 11 FTEs to create the **Office of Neighborhood Safety and Engagement**. Also, at the Mayor's request, the Council transferred \$970,544 from MPD to the Department of Behavioral Health to fund the **Community Crime Prevention Team** program.

The Metropolitan Police Department is headquartered in the Daly Building, a decrepit, historic landmark that has been described as the worst building in the District's portfolio. The Council added \$38.5 million to the capital budget in order to **begin a long overdue renovation of the Daly Building**.

Also, at the request of the Mayor, the Council reallocated \$1,241,000 from the Department of Corrections to the Department of Health, Department of Behavioral Health, Department of Employment Services, Department of Motor Vehicles and the Department of General Services to create a **Returning Citizens Portal of Entry** to coordinate services to District residents returning from incarceration.

Economic Development and Regulation

In addition to the groundbreaking Expanding Access to Justice civil legal counsel project discussed above, the Council took several other critical steps to preserve affordable housing, and ensure landlords maintain their properties and builders comply with the law.

The Council made investments in the **Housing Authority's project and sponsor-based Local Rent Supplement Program (LRSP) vouchers for very low and extremely low income households**. A recent report found that while the District has made substantial investments in affordable housing, relatively few of these investments have been targeted at very low and extremely low-income households.⁴⁵ To help address this shortfall, in fiscal year 2018 the Council devoted **\$1.4 million towards subsidy-only project and sponsor based LRSP vouchers**. This enhancement will provide 100 subsidized units of housing for extremely low-income individuals and families (incomes of 0 to 15% of the area median income or up to \$32,600 in annual income for a family of four). These units have already been built or will be completed within the first few months of fiscal year 2018, meaning that they can be immediately occupied and do not require support from the Housing Production Trust Fund to pay for the cost of construction. The Council directed another \$2.0 million towards project and sponsor based LRSP (\$1.0 million in fiscal year 2018 and an additional \$1.0 million in fiscal year 2019) for very low income individuals and families (0 to 30% of area median income or up to \$54,300 in annual income for a family of four).⁴⁶ In making this enhancement, the Housing Authority will have the authority to issue notices of funding availability (NOFAs) in fiscal year 2018 and commit vouchers to subsidized housing units that are in the planning or pre-construction phase.

⁴⁵ Claire Zippel, *A Broken Foundation: Affordable Housing crisis Threatens DC's Lowest-Income Residents*, Washington, DC: DC Fiscal Policy Institute, 2016, <http://www.dcfpi.org/wp-content/uploads/2016/12/DCFPI-Broken-Foundation-Housing-Report-12-8-16.pdf>.

⁴⁶ Department of Housing and Community Development, "DHCD Rent and Income Limits – 2016," 2016, <https://dhcd.dc.gov/sites/default/files/dc/sites/dhcd/publication/attachments/DHCD%20Income%20and%20Rent%20Limits%206-2016.pdf>.

In order to bolster the Office of the Tenant Advocate (OTA)'s ability to protect tenants, the Council added \$241,720 and 3.0 FTEs to the office: two attorney advisors and a program analyst. The salary of an IT Specialist position is also being increased. The attorney advisors will **assist tenants in Landlord and Tenant Court** and the program analyst will provide economic expertise and analysis of the District's housing market that will **enable the Office to make data-driven recommendations**. The IT Specialist will support the office's education and outreach mission by preparing the public communications materials and manage the **development of a Rent Control Housing Clearinghouse**. The Council transferred responsibility for the Rent Control Housing Clearinghouse from DHCD to the OTA, adding \$500,000 to the OTA budget for development of the database. In addition, the Council added \$250,000 to the OTA's capital projects budget in order to make office space improvements needed to accommodate OTA's additional staff.

The Council also increased the **Rental Unit Fee**, which will be used to support the OTA's work. The fee, which was set at \$21.50 per unit in 2009, currently funds nuisance abatement. The Council will raise the fee to \$25, with annual CPI increases, and direct the additional revenue to a new Rental Unit Fee Fund, which will be administered by the OTA.

The Council clarifies that the Housing Authority Subsidy's D.C. Housing Authority Rehabilitation and Maintenance Fund is to be used to for **repairs that will reduce the number of vacant public housing units, increase the availability of public housing units for District residents, and reduce the number of families on the Authority's waitlist**. It is anticipated that \$19M will be provided to the Authority for repairs and maintenance in fiscal year 2018.

A recent report from the District of Columbia Auditor highlighted the need for more monitoring and enforcement of Housing Production Trust Fund loan agreements.⁴⁷ The Council recognizes that the Department of Housing and Community Development (DHCD) requires enhancements to their administrative budget in order to implement the Auditor's recommendations. Up until this point, the DHCD could only charge 10% of the Fund balance for administrative expenses. In the fiscal year 2018 budget, the Council **increased DHCD's administrative expense authorization to 15%** of a fiscal year appropriation.

Residents and Advisory Neighborhood Commissioners routinely share concerns with Council regarding challenges at the Department of Consumer and Regulatory Affairs (DCRA). To improve service, the Council enhanced the DCRA's budget by \$219,844 and 2.0 FTEs to provide an **additional zoning technician and another permitting reviewer**. The Inspection and Compliance Division is a key partner in the effort to ensure housing safety, conducting inspections at building sites and residential homes for code, and zoning and permit compliance. The Council shifted positions within the agency as well and added \$153,236 and 2.0 FTEs to **inspect residential properties to ensure habitable housing and issue citations of code violations**. The Council added \$153,326 and 2.0 FTEs for **building code inspection to ensure construction compliance**.

⁴⁷ Office of the District of Columbia Auditor, *DHCD Should Improve Management of the Housing Production Trust Fund to Better Meet Affordable Housing Goals*, Washington, DC, 2017.

The Historic Preservation Office (HPO) in the Office of Planning also conducts property inspections and enforcement activities to ensure compliance with building permits, building codes, and the standards established by the DC Historic Preservation Review Board. Over the past five years, historic preservation permit reviews have increased by 20%, but staffing has remained flat. To help address this gap, the Council invested \$96,240 and 1.0 FTE to create a new **HPO inspector to increase enforcement**. Funding for this position is available as a result of a new subtitle that would raise certain fines at DCRA.

To support the District's commitment to job training, the Council enhanced the Department of Employment Services (DOES) Transitional Employment and Career Connections programs by \$480,000. The additional funding will allow Career Connections to continue its focus on **credentialing and occupational skills training** as an avenue to career development and long-term employment. Funding for these programs will also allow DOES to increase the number of participants, thus increasing the ability to serve more District residents.

The Department of Small and Local Business Development (DSLBD) runs the Certified Business Enterprise (CBE) Program, which provides preference to District-based firms pursuing District Government issued procurement opportunities. This CBE preference requirement is often waived, however, and agencies' cite lack of capacity in available CBEs. To address this concern, the Council dedicated \$100,000 for a study of CBE capacity issues and agency needs. To strengthen area businesses, the Council added \$300,000 to DSLBD's budget to establish a grant **program for entrepreneurs in Wards 7 and 8**. The addition of 3.0 FTEs and \$224,535 will support implementation of the Local Business Utilization pilot project. The Council also added \$200,000 to the Department of Insurance, Securities and Banking's budget to **study the feasibility of establishing a public bank** that would lend to small businesses and others that have historically been denied access to credit.

Despite the District's efforts, Ward 8 still lacks adequate healthy food retail and grocery options. To encourage alternative grocery store models, the Council added \$200,000 to DSLBD's budget to support the **development of a pilot program to operate a non-profit grocery store** and \$200,000 for a pilot program to operate a community-owned grocery store, both in Ward 8. The Council also included \$250,000 to be used as startup funding for an **equitable food business incubator** in the Ward.

DSLBD also manages Main Streets and Clean Teams neighborhood revitalization programs that provide services and funding to help retail corridors and improve the quality of life in the District by strengthening neighborhoods. The Council added \$60,000 to **expand the Ward 1 Clean Team**, \$60,000 to support the **Ward 5 New York Avenue and the Ward 8 Clean Teams**, and \$100,000 for creation of a **Ward 4 Upper 14th Street Clean Team**. Finally, the Council added \$60,330 and 1 FTE for a Clean Teams grants manager.

The Council provided the Office of the Deputy Mayor for Planning and Economic Development with an additional \$200,000 of grant funding that will be used to support the **launch of the D.C. Anchor Partnership**. The Partnership is a collaborative effort with local universities and hospitals that agree to reserve a specified portion of their institution's contracts for small, local

minority businesses. This effort is spearheaded by the Coalition for Non-Profit Housing and Economic Development (CNHED).

In December 2016, the Council showed its support for working families in the District by passing the **“Universal Paid Leave Act of 2016.”**⁴⁸ The legislation establishes the legal authority to create a public insurance pool to provide private- and non-profit sector workers in the District with paid time off when welcoming a new baby, caring for a seriously ill family member, or recovering from a significant medical event. Only a small percentage of U.S. workers have access to paid family and medical leave, and access is not evenly distributed across the workforce. Those workers in low and moderately paid jobs are far less likely to have this employment benefit than highly paid workers. Research shows that workplaces with paid family and medical leave have lower turnover rates, and women are more likely to participate in the labor market when they have access to this benefit. Economic analysis conducted by the Council’s Budget Office found that the Universal Paid Leave Act is likely to have a negligible impact on the District’s economy over a ten-year time horizon.⁴⁹ **In the fiscal year 2018 budget, the Council enhanced the capital projects fund for a paid family and medical leave program by \$20 million. Combined with the \$20 million investment that the Council made in the program in the fiscal year 2017 budget, the program’s start-up costs are now fully funded.**

Numerous studies report that green spaces have beneficial health effects and help mitigate many of the environmental impacts of urban development.⁵⁰ To support green spaces in the District, the Council enhanced the Office of Planning’s budget by \$200,000 to issue a competitive grant to make improvements to federally-owned parkland in the District. Additionally, the Council reallocated funds from inactive projects, reallocated funding from projects with a tendency to underspend, and normalized funding levels for routine maintenance projects, in order to fund improvements to parks, and recreational and community centers. The Council accelerated funding for **NOMA parks, Stead Park, Theodore Hagens Cultural Center, and Hardy Recreational Center**; provided \$11.9 million over the six-year Capital Improvement Plan for modernizing the **Anacostia Recreation Center**; provided \$5 million in fiscal year 2023 for modernizing **Langdon Community Center**; allocated \$500,000 in fiscal year 2018 for **Hill East Parks**; allocated \$1 million in fiscal year 2022 for **26th and I St NW Playground**; increased funding for modernizing **Shepherd Park Community Center** by \$3 million in fiscal year 2020; increased funding **ADA compliance, playground equipment and swimming pool replacements** across the six-year Capital Improvement Plan; and restored funding for the **Hearst Park and Pool** in fiscal year 2019.

⁴⁸ Universal Paid Leave Act of 2016, (D.C. Law 21-274; 64 DCR 3985).

⁴⁹ Susanna Groves, John MacNeil, and Joseph Wolfe, *Economic and Policy Impact Statement: Universal Paid Leave Act of 2016 (B21-415)*, Washington, DC: Council of the District of Columbia, 2016, <http://lims.dccouncil.us/Download/34613/B21-0415-Economic-and-Policy-Impact-Statement-UPLAA3.pdf>.

⁵⁰ A.C.K. Lee and R. Maheswaran, “The Health Benefits of Urban Green Spaces: A Review of the Evidence,” *Journal of Public Health*, 2001, 33(2): 212-222; David Nowak and John Dwyer, “Understanding the Benefits and Costs of Urban Forest Ecosystems,” *Urban and Community Forestry in the Northeast*, Ed. John E Kuser, New York: Springer, 2007.

Public Works

Through careful review of the District's public works agencies, the Council identified efficiency savings and targeted reductions to fund the Council's priorities for improving the District's infrastructure, environment, and related services for residents.

Over one-third (37%) of adult learners in the District identified transportation costs as a concern when thinking about travel to and from school, and another 28% reported that transportation problems prevented them from attending school.⁵¹ To address this financial pressure on adult learners, the **Council provided \$1,988,663 to DDOT to implement an Adult Learners' Transportation subsidy**. This funding will enhance the District's commitment to assisting adult learners with achieving their educational goals, leading to better jobs to support themselves and their families.

The Council supports several other new public transportation projects in the fiscal year 2018 budget. The Council added \$200,000 to the Department of For-Hire Vehicles' budget for **Transport DC, an alternative transportation service for MetroAccess's senior citizen and disabled customers**. The Council also provided \$100,000 to charter a bus to maintain **transportation services between the Capitol Hill school cluster campuses**. Further, it increased WMATA's budget by \$51,000 to add **additional buses to the D31 and W4 bus lines** between 7 and 8 am. These additional buses are necessary to alleviate overcrowding and meet the public transportation needs of Alice Deal Middle School and Woodrow Wilson High School students.

Under the District Department of the Transportation (DDOT), the Council reallocated \$322,821 and 5.0 FTEs from the Traffic Operations and Safety Division to the Office of the Chief Performance Officer to fund additional customer service staff to field inquiries from members of the public and elected officials and **improve DDOT's responsiveness to resident and legislative inquiries**.

At the Department of Motor Vehicles (DMV), the Council provided \$200,000 in one-time funds to pay for IT upgrades to implement the "Automatic Voter Registration Act of 2016," which will allow residents **to automatically register to vote** when applying for an identification card or driver's license at the DMV.⁵² The Council also added \$168,000 to DMV's budget to implement the **"Bicycle and Pedestrian Safety Amendment Act of 2016."**⁵³ This legislation requires the DMV to install and maintain ignition interlock devices on motor vehicles owned by drivers convicted of driving while intoxicated or impaired. These devices cost approximately \$110 to install and \$70 a year to maintain, and the Council's budget enhancement will allow the DMV to waive the fee for ignition interlock devices for convicted drivers whose annual income is at or below 150% of the federal poverty line. The Council further enhanced DMV's budget by \$50,000 and 1 FTE to **provide driver's license and identification card services for the Portal of Entry returning citizens program**.

⁵¹ Office of the Deputy Mayor for Education, *Report on the Need for Transportation Subsidies and Assistance for Adult Learners*, 2016, <http://lims.dccouncil.us/Download/36809/RC21-0140-Introduction.pdf>.

⁵² Automatic Voter Registration Act of 2016, effective February 18, 2017, (D.C. Law 21-208; 64 DCR 2717).

⁵³ Bicycle and Pedestrian Safety Amendment Act of 2016, effective October 8, 2016, (D.C. Law 21-155; 63 DCR 12927).

Within the Department of Energy and the Environment (DOEE), the Council made several changes to the Mayor’s proposed budget to accelerate risk reduction efforts and improve residents’ quality of life. The Council enhanced DOEE’s budget by **\$2,200,000 to fund the implementation of the BSA subtitle, “Lead Exposure from Drinking Water in Child Development Facilities Prevention Amendment Act of 2017.”** This budget enhancement will allow DOEE to provide **reimbursements for childcare centers that conduct routine tests of lead levels in drinking water and install water filters.** The Council also increased funding by \$2.9 million for payments to the **Low Income Home Energy Assistance Program (LIHEAP)** through a modest increase assessed on District residents’ natural gas and electricity bills. This will allow all residents who meet the income eligibility threshold to receive assistance with heating and cooling bills. The Council also provided \$150,000 in one-time funds for **a study of alternative air traffic flight patterns** and noise abatement procedures for Washington National Airport.

The Council again rejected cuts in the Mayor’s proposed budget for the Office of Waste Diversion. To provide sufficient resources to implement the “Sustainable Waste Management Amendment Act of 2014,” the Council **restored \$447,000 and 2.0 FTEs to the Office of Waste Diversion.**⁵⁴ The Council also directed DPW to spend \$100,000 to examine the feasibility of a program to **reduce household waste** by charging a fee based on the amount of solid waste produced by each residence or business. By establishing a pilot program, DPW can gain a better understanding of the potential benefits, as well as how to address any obstacles to implementing a “Save as You Throw” program District-wide.

To fund the Council’s priorities for capital investments in transportation infrastructure and other District assets, the Council normalized funding levels for routine maintenance projects and reallocated funds from inactive projects, projects with a tendency to underspend, and projects that are lower priorities for the Council. Based on these reallocations, the Council increased annual funding for **DDOT Local Streets** to \$4 million for each Ward; restored \$3.25 million to **Circulator infrastructure and fleet investments** in fiscal year 2020; restored \$6 million to **urban forestry** in fiscal year 2020; allocated \$7 million in fiscal year 2018 to elevate **the road network in Buzzard Point** above the high-risk flood zone; allocated \$10 million for **DDOT’s Safety and Mobility project**, which includes funding for rapid flashing beacons at 13th/Bryant St NE and Perry St/Michigan Ave NE; allocated \$250,000 in fiscal year 2018 for DGS to build out space for the **Office of the Tenant Advocate** and the **State Board of Education**; accelerated funding for **energy retrofitting of District government buildings**; increased funding for **the Eastern Market Metro Park** by \$1 million in fiscal year 2018, \$1 million in fiscal year 2019, and \$2.5 million in fiscal year 2020; allocated \$8 million in fiscal year 2023 for a **new composting facility** in the District; and restored \$3.5 million to the **DOEE Anacostia River hazardous materials remediation** project in fiscal year 2018.

⁵⁴ Sustainable Waste Management Amendment Act of 2014, effective February 26, 2015, (D.C. Law 20-154; 62 DCR 3600).

Government Direction and Support

The Council is dedicated to improving government operations to ensure that the District government works with efficiency and transparency at the service of all residents. The Council passed the “Procurement Integrity, Transparency, and Accountability Amendment Act of 2016,” which created the Ombudsman for Contracting and Procurement within the Office of Contracting and Procurement (OCP) to provide a one-stop-shop for complaints, concerns, and possible resolution of any issue related to District contracting.⁵⁵ The Council added \$115,716 and 1.0 FTE to the OCP’s budget to fund this position. The Council also added \$113,150 and 2.0 FTEs to the Board of Elections and \$138,498 and 1.0 FTE to the Board of Ethics and Government Accountability to support implementation of the “**Council Financial Disclosure Act of 2016.**”⁵⁶

The Council is committed to fostering the District’s vibrant institutions of arts and culture and encouraging diverse artistic expressions and learning opportunities for all District residents. To this end, the Council enhanced the budget of the D.C. Commission on the Arts and Humanities (CAH)’s Arts Building Communities division by \$5.2 million. This enhancement will allow the division to provide a \$4,960,000 **competitive grant to an existing theater organization** to allow it to renovate its space in order to improve public accessibility and serve as a community hub. The Council’s investment will also enable the Arts Building Communities division to provide an additional \$600,000 in **grant awards to District artists, arts organizations, and neighborhood and community groups**. The Council’s enhancement also provides the division with \$200,000 to **preserve and document one of the District’s oldest African American cemeteries**; \$200,000 to provide orchestral performances with supporting community engagement events; \$250,000 to make infrastructure improvements to the national mall; \$1,900,000 to assist with capital improvements to a theater in the Central Business District; and \$250,000 literacy-enrichment programs for DCPS and public charter schools. The Council offered further enhancements to the CHA’s Arts Learning and Outreach division, **expanding the division’s capacity to provide grants, educational activities, and outreach services** to help deepen District residents’ appreciation for the arts and to enhance overall quality of life in the District. The Council also invested \$20,000 in CAH’s Legislative and Grants Management division to enhance the agency’s ability to monitor existing grants and expand its grant making capabilities.

The Council believes that all District government employees’ labor disputes must be adjudicated in a fair and thorough manner, and the Council made investments through the fiscal year 2018 budget as a demonstration of this commitment. The Council directed \$271,000 for **information systems upgrades** at the Office of Employee Appeals (OEA). The Council **raised the OEA Board stipends** from \$3,000 to \$6,000 and a 20% increase above that for the chair at a cost of \$15,600. The Council also enhanced the Public Employee Relations Board (PERB)’s budget by \$89,126. These enhancements included \$48,526 for **critical database and website upgrades**. PERB is currently operating on a legacy system that can no longer be kept secure or appropriately maintained. The enhancement also included \$25,000 to allow PERB to continue running the Second Tuesdays training program, which **educates agency managers and union**

⁵⁵ Procurement Integrity, Transparency, and Accountability Amendment Act of 2016, (D.C. Law 21-158; 63 DCR 12930).

⁵⁶ Council Financial Disclosure Act of 2016, (D.C. Law 21-240; 64 DCR 3961).

officials on District labor law. Further, this enhancement allowed the Council to **raise the annual cap on compensation for members of the PERB** from \$3,000 to \$6,000 and for the Chair of the Board from \$3,600 to \$7,200 with an enhancement of \$15,600. This represents the first increase to Board members' compensation since 1979. The Council also reallocated \$18,777 within PERB from personnel to non-personnel services to allow PERB to contract outside counsel.

The Council is dedicated to helping District employees achieve long-term financial stability. Less than one-third of Americans save money for retirement through workplace retirement accounts, and only 34% of workers with access to a workplace retirement plan enroll.⁵⁷ To encourage the District's legislative staff save for retirement throughout their career, the Council will **match up to 3% of Council staff's contributions to their workplace retirement savings accounts** at a cost of \$454,000. The Council is also enhancing each Councilmember's personal services budget by \$50,000 to enable Councilmembers to offer **more competitive salaries and support staff retention** for a total cost of \$650,000.

The Council added \$1,703,049 and 14.0 new FTEs to the Office of the Attorney General to support ongoing initiatives such as **investigations on wage theft and Medicaid fraud**, environmental issues, and a **victim-offender mediation pilot program** included in the "Comprehensive Youth Justice Amendment Act of 2016."

The Mayor's Office on Returning Citizen Affairs (ORCA) is currently in the first phase of developing a strategic plan in partnership with the Council for Court Excellence. The plan is expected to strengthen the agency's ability to **effectively connect returning citizens to available resources**. To support and enhance these efforts, the Council added \$100,000 to fund the next phases of the strategic plan and \$200,000 for 2.0 FTEs to serve as case managers.

The District is home to about 14,200 African immigrants, and make up 15.5% of the District's foreign-born population.⁵⁸ The Council enhanced the Mayor's Office of African Affairs (OAA)'s budget by \$75,000 and 1.0 FTEs to support the hiring of a **grant management specialist**. This new position will help further the OAA's goal of providing grants, grant-writing assistance, constituent services, and training to the District's African community. The African immigrant community is disproportionately affected by hepatitis B, with an infection rate of approximately 10%.⁵⁹ Hepatitis is a serious illness, and when left untreated, it can lead to cirrhosis, liver cancer, and liver failure. To help combat this disease, the Council enhanced OAA's budget by \$25,000 to support a **hepatitis outreach community grant program for African-led organizations**.

⁵⁷ Abha Bhattarai, "Two-thirds of Americans aren't using this easy way to save for retirement," *Washington Post*, 22 February 2017, <https://www.washingtonpost.com/news/get-there/wp/2017/02/22/two-in-three-americans-will-never-retire-at-this-rate>.

⁵⁸ U.S. Census Bureau, "B05002: Place of Birth by Nativity and Citizenship Status," *2011-2015 American Community Survey 5-Year Estimate*, https://factfinder.census.gov/bkmk/table/1.0/en/ACS/15_5YR/B05002/0400000US11.

⁵⁹ Nicola Coppola et al., "Hepatitis B Virus Infection in Immigrant Populations," *World Journal of Hepatology*, 2015, 7(30): 2955-2961, <https://www.ncbi.nlm.nih.gov/pmc/articles/PMC4691698/>; Susannah Amiteye, "African Immigrants at Increased Risk for Hepatitis B," *blog.AIDS.gov*, 3 April 2015, <https://blog.aids.gov/2015/04/african-immigrants-at-increased-risk-for-hepatitis-b.html>.

The Office of Advisory Neighborhood Commissioners (OANC) assumed responsibility for **ANC financial oversight and quarterly allotment approval** duties in April 2017. The Council added \$92,999 and 1.0 FTE to the OANC budget to reflect this transfer.

All too often, veterans face transportation challenges caused by health-related disabilities or financial hardship. Just getting to basic health services, a job or even the grocery store can be complicated by a lack of accessible transportation options. To improve access to transportation services, the Council added \$60,000 to the Office of Veterans' Affairs to implement a transportation initiative to provide **reduced fare on WMATA and other forms of public transportation for homeless and low-income veterans**. As our military personnel return home, the Council is committed to recognizing their sacrifices by supplying the supports and services they need to transition back into their communities and civilian life.

Within the Department of General Services (DGS), the Council directed funding for several specific activities: \$5,000 in one-time funds and \$3,000 in recurring funds for the development and administration of a **digital surplus and disposition notification system** that allows residents to sign up for e-mail updates on proposed surpluses and dispositions in their communities; \$10,000 for additional **metal detectors at Wilson High School**; and \$276,000 for renovations that are to be managed by DGS at the **Portal of Entry facility** operated by the Department of Corrections.

Financing and Other

In 2011, the Council established the **Tax Revision Commission** ("Commission") and charged it with identifying ways to make the tax code more progressive, broad, and fair. During the creation of the fiscal year 2015 budget, the Council formulated a package to execute the recommendations of the Commission. Significant tax relief went into effect in tax years 2015, 2016, and 2017; following certification of the February 2017 revenue estimate, the last remainder of the tax revisions were triggered. With the start of the 2018 calendar year, the District will have the most progressive tax reform anywhere in the country, reform that has won praise and accolades from across the country.

The Council also funded **real property tax exemptions** for several institutions that are deeply woven into the fabric of the District. The Council provided \$20,000 for a real property tax exemption for the Women's National Democratic Club; \$4,187 for an existing supermarket in Census track 94, as outlined by the "Food Environmental, and Economic Development in the District of Columbia Amendment Act of 2016;" and \$2,000 for the Hill East Community Garden.⁶⁰

OPERATING BUDGET CHARTS

The following charts, compiled by the Council's Office of the Budget Director, set forth the Mayor's proposed operating budget and the Committee's modifications thereto, which the Committee hereby recommends for adoption by the Council.

⁶⁰ Food Environmental, and Economic Development in the District of Columbia Amendment Act of 2016, (D.C. Law 21-204; 64 DCR 2713).

Council Changes to Mayor's FY 18 Proposed

Agency Name	FY 2018 Proposed Budget	Committee Variance	Committee Revised	Change from Proposed	Council Variance	Council Approved	Change From Committee	Change from Mayor
Advisory Neighborhood Commissions	933,555.00	92,998.83	1,026,553.83	92,998.83		1,026,553.83	0	92,998.83
Alcoholic Beverage Regulation Administration	8,655,314.90		8,655,314.90	0		8,655,314.90	0	0
Ballpark Revenue Fund	61,557,000.00		61,557,000.00	0		61,557,000.00	0	0
Board of Elections	8,795,363.00	113,150.00	8,908,513.00	113,150.00		8,908,513.00	0	113,150.00
Business Improvement Districts Transfer	47,000,000.00		47,000,000.00	0		47,000,000.00	0	0
Captive Insurance Agency	2,320,320.97		2,320,320.97	0		2,320,320.97	0	0
Child and Family Services Agency	226,485,929.33	9,912.96	226,495,842.29	9,912.96		226,495,842.29	0	9,912.96
Commercial Paper Program	8,502,640.00		8,502,640.00	0		8,502,640.00	0	0
Commission on Judicial Disabilities and Tenure	310,000.00		310,000.00	0		310,000.00	0	0
Commission on the Arts and Humanities	20,796,638.00	6,460,000.00	27,256,638.00	6,460,000.00	1,900,000.00	29,156,638.00	1,900,000.00	8,360,000.00
Contract Appeals Board	1,490,422.00		1,490,422.00	0		1,490,422.00	0	0
Convention Center Transfer-Dedicated Taxes	137,275,593.80		137,275,593.80	0	-3,265,884.00	134,009,709.80	-3,265,884.00	-3,265,884.00
Corrections Information Council	641,270.12	107,043.00	748,313.12	107,043.00		748,313.12	0	107,043.00
Council of the District of Columbia	24,170,802.00	1,162,256.00	25,333,058.00	1,162,256.00	0	25,333,058.00	0	1,162,256.00
Criminal Code Reform Commission	700,904.59		700,904.59	0		700,904.59	0	0
Criminal Justice Coordinating Council	3,544,532.32	550,659.00	4,095,191.32	550,659.00		4,095,191.32	0	550,659.00
D.C. Board of Ethics and Government Accountability	2,095,202.00	233,517.00	2,328,719.00	233,517.00		2,328,719.00	0	233,517.00
D.C. Department of Human Resources	16,028,851.94		16,028,851.94	0		16,028,851.94	0	0
D.C. Health Benefit Exchange Authority	28,142,739.63		28,142,739.63	0		28,142,739.63	0	0
D.C. Office of Risk Management	3,964,691.24		3,964,691.24	0		3,964,691.24	0	0
D.C. Office on Aging	45,144,722.53	936,299.00	46,081,021.53	936,299.00	-50,000.00	46,031,021.53	-50,000.00	886,299.00
D.C. State Board of Education	1,525,000.00	186,267.00	1,711,267.00	186,267.00		1,711,267.00	0	186,267.00
DC Sentencing Commission	1,178,838.71		1,178,838.71	0		1,178,838.71	0	0
Debt Service - Issuance Costs	8,000,000.00		8,000,000.00	0		8,000,000.00	0	0
Department of Behavioral Health	271,104,891.45	-157,842.00	270,947,049.45	-157,842.00	0	270,947,049.45	0	-157,842.00
Department of Consumer and Regulatory Affairs	61,179,876.65	219,843.76	61,399,720.41	219,843.76	-1,715,000.00	59,684,720.41	-1,715,000.00	-1,495,156.24
Department of Corrections	147,333,829.11	-1,718,533.00	145,615,296.11	-1,718,533.00		145,615,296.11	0	-1,718,533.00
Department of Employment Services	147,126,475.26	-1,754,373.03	145,372,102.23	-1,754,373.03	-1,159,437.50	144,212,664.73	-1,159,437.50	-2,913,810.53
Department of Energy and Environment	122,927,428.74	5,277,828.00	128,205,256.74	5,277,828.00	0.00	128,205,256.74	0	5,277,828.00
Department of Forensic Sciences	28,677,231.32	-426,561.00	28,250,670.32	-426,561.00	-150,000.00	28,100,670.32	-150,000.00	-576,561.00
Department of For-Hire Vehicles	13,852,009.50	-17,829.00	13,834,180.50	-17,829.00		13,834,180.50	0	-17,829.00
Department of General Services	449,859,543.02	-14,588,806.98	435,270,736.04	-14,588,806.98		435,270,736.04	0	-14,588,806.98
Department of Health	231,635,696.26	-732,619.61	230,903,076.65	-732,619.61		230,903,076.65	0	-732,619.61
Department of Health Care Finance	3,144,679,995.00	47,806,193.33	3,192,486,188.33	47,806,193.33		3,192,486,188.33	0	47,806,193.33
Department of Housing and Community Development	182,237,021.21		182,237,021.21	0		182,237,021.21	0	0
Department of Human Services	559,916,584.63	2,360,513.13	562,277,097.76	2,360,513.13	-2,570,531.76	559,706,566.00	-2,570,531.76	-210,018.63
Department of Insurance, Securities, and Banking	28,547,797.39	200,000.00	28,747,797.39	200,000.00		28,747,797.39	0	200,000.00
Department of Motor Vehicles	45,069,968.12	418,000.00	45,487,968.12	418,000.00	0	45,487,968.12	0	418,000.00
Department of Parks and Recreation	52,980,880.01	100,190.31	53,081,070.32	100,190.31	-663,583.63	52,417,486.69	-663,583.63	-563,393.32
Department of Public Works	178,009,566.96	-870,687.49	177,138,879.47	-870,687.49	-1,224,110.00	175,914,769.47	-1,224,110.00	-2,094,797.49
Department of Small and Local Business Development	14,009,494.44	1,299,864.00	15,309,358.44	1,299,864.00	-420,000.00	14,889,358.44	-420,000.00	879,864.00
Department of Youth Rehabilitation Services	97,849,272.30	-414,870.00	97,434,402.30	-414,870.00	-295,161.57	97,139,240.73	-295,161.57	-710,031.57
Department on Disability Services	168,922,175.14	-697,572.50	168,224,602.64	-697,572.50	-68,440.00	168,156,162.64	-68,440.00	-766,012.50
Deputy Mayor for Greater Economic Opportunity	4,833,452.94	-949,999.79	3,883,453.15	-949,999.79	-544,653.26	3,338,799.89	-544,653.26	-1,494,653.05
District Department of Transportation	118,990,020.21	2,188,633.75	121,178,653.96	2,188,633.75	-1,241,287.00	119,937,366.96	-1,241,287.00	947,346.75

Gross Budget

Council Changes to Mayor's FY 18 Proposed

Agency Name	FY 2018 Proposed Budget	Committee Variance	Committee Revised	Change from Proposed	Council Variance	Council Approved	Change From Committee	Change from Mayor
District of Columbia National Guard	13,564,034.75	344,000.00	13,908,034.75	344,000.00		13,908,034.75	0	344,000.00
District of Columbia Public Charter School Board	9,109,827.00		9,109,827.00	0		9,109,827.00	0	0
District of Columbia Public Charter Schools	806,482,683.00	3,281,053.00	809,763,736.00	3,281,053.00	1,433,369.00	811,197,105.00	1,433,369.00	4,714,422.00
District of Columbia Public Library	59,478,844.00	2,305,194.00	61,784,038.00	2,305,194.00	20,000.00	61,804,038.00	20,000.00	2,325,194.00
District of Columbia Public Schools	930,498,475.87	6,725,706.00	937,224,181.87	6,725,706.00	4,785,019.00	942,009,200.87	4,785,019.00	11,510,725.00
District of Columbia Retirement Board	41,643,704.00		41,643,704.00	0		41,643,704.00	0	0
District Retiree Health Contribution	44,500,000.00		44,500,000.00	0		44,500,000.00	0	0
Emergency Planning and Security Fund	13,000,000.00		13,000,000.00	0		13,000,000.00	0	0
Employees' Compensation Fund	21,708,502.00		21,708,502.00	0		21,708,502.00	0	0
Fire and Emergency Medical Services Department	254,177,501.51	392,621.00	254,570,122.51	392,621.00		254,570,122.51	0	392,621.00
Highway Transportation Fund - Transfers	24,936,000.00		24,936,000.00	0		24,936,000.00	0	0
Homeland Security and Emergency Management Agency	136,570,261.15		136,570,261.15	0		136,570,261.15	0	0
Homeland Security Grants	1,646,077.00		1,646,077.00	0		1,646,077.00	0	0
Housing Authority Subsidy	76,312,250.00		76,312,250.00	0	7,569,511.77	83,881,761.77	7,569,511.77	7,569,511.77
Housing Finance Agency	12,320,209.52		12,320,209.52	0		12,320,209.52	0	0
Housing Production Trust Fund	100,000,000.00		100,000,000.00	0	0	100,000,000.00	0	0
Housing Production Trust Fund Subsidy	48,317,389.00		48,317,389.00	0		48,317,389.00	0	0
John A. Wilson Building Fund	4,082,344.00		4,082,344.00	0		4,082,344.00	0	0
Judicial Nomination Commission	295,000.00		295,000.00	0		295,000.00	0	0
Master Equipment Lease/Purchase Program	19,254,435.00		19,254,435.00	0		19,254,435.00	0	0
Mayor's Office of Legal Counsel	1,634,468.00		1,634,468.00	0		1,634,468.00	0	0
Mayors Office on Latino Affairs	3,501,491.00		3,501,491.00	0		3,501,491.00	0	0
Metropolitan Police Department	547,074,328.10	-4,420,194.00	542,654,134.10	-4,420,194.00		542,654,134.10	0	-4,420,194.00
Metropolitan Washington Council of Governments	519,566.00		519,566.00	0		519,566.00	0	0
Non-Departmental	6,477,384.00		6,477,384.00	0	500,000.00	6,977,384.00	500,000.00	500,000.00
Non-Public Tuition	72,046,295.00	-2,025,000.00	70,021,295.00	-2,025,000.00		70,021,295.00	0	-2,025,000.00
Not-for-Profit Hospital Corporation	128,000,000.00		128,000,000.00	0		128,000,000.00	0	0
Office of Administrative Hearings	11,472,896.57	55,091.00	11,527,987.57	55,091.00	133,000.00	11,660,987.57	133,000.00	188,091.00
Office of Cable Television, Film, Music, and Entertainment	12,756,771.00		12,756,771.00	0		12,756,771.00	0	0
Office of Campaign Finance	2,908,335.00		2,908,335.00	0		2,908,335.00	0	0
Office of Contracting and Procurement	52,028,956.19	-24,884,284.00	27,144,672.19	-24,884,284.00		27,144,672.19	0	-24,884,284.00
Office of Disability Rights	2,026,622.82	-1,000.00	2,025,622.82	-1,000.00		2,025,622.82	0	-1,000.00
Office of Employee Appeals	1,842,435.00	286,600.00	2,129,035.00	286,600.00		2,129,035.00	0	286,600.00
Office of Finance and Resource Management	37,533,928.35		37,533,928.35	0		37,533,928.35	0	0
Office of Human Rights	4,330,611.03	481,378.00	4,811,989.03	481,378.00		4,811,989.03	0	481,378.00
OFFICE OF LOTTERY AND CHARITABLE GAMES	240,000,000.00		240,000,000.00	0		240,000,000.00	0	0
Office of Neighborhood Safety and Engagement	0	1,115,832.00	1,115,832.00	1,115,832.00	1,013,583.63	2,129,415.63	1,013,583.63	2,129,415.63
Office of Planning	10,106,107.06	296,240.00	10,402,347.06	296,240.00		10,402,347.06	0	296,240.00
Office of Police Complaints	2,450,802.00	150,000.00	2,600,802.00	150,000.00		2,600,802.00	0	150,000.00
Office of the Attorney General for the District of Columbia	99,781,048.85	887,049.00	100,668,097.85	887,049.00	816,000.00	101,484,097.85	816,000.00	1,703,049.00
Office of the Chief Financial Officer	179,883,543.19	-275,201.05	179,608,342.14	-275,201.05		179,608,342.14	0	-275,201.05
Office of the Chief Medical Examiner	12,160,207.99		12,160,207.99	0		12,160,207.99	0	0
Office of the Chief Technology Officer	114,270,589.21	-378,366.00	113,892,223.21	-378,366.00	-722,227.00	113,169,996.21	-722,227.00	-1,100,593.00
Office of the City Administrator	9,170,220.09		9,170,220.09	0	-250,000.00	8,920,220.09	-250,000.00	-250,000.00
Office of the Deputy Mayor for Education	8,969,421.00	-1,399,333.00	7,570,088.00	-1,399,333.00		7,570,088.00	0	-1,399,333.00

Council Changes to Mayor's FY 18 Proposed

Agency Name	FY 2018 Proposed Budget	Committee Variance	Committee Revised	Change from Proposed	Council Variance	Council Approved	Change From Committee	Change from Mayor
Office of the Deputy Mayor for Health and Human Services	2,373,096.70	-585,832.45	1,787,264.25	-585,832.45		1,787,264.25	0	-585,832.45
Office of the Deputy Mayor for Planning and Economic Development	45,462,688.11	-1,066,756.00	44,395,932.11	-1,066,756.00	1,750,000.00	46,145,932.11	1,750,000.00	683,244.00
Office of the Deputy Mayor for Planning and Economic Development	0	200,000.00	200,000.00	200,000.00		200,000.00	0	200,000.00
Office of the Deputy Mayor for Public Safety and Justice	1,868,365.00	-255,000.00	1,613,365.00	-255,000.00		1,613,365.00	0	-255,000.00
Office of the District of Columbia Auditor	5,227,316.00	610,176.17	5,837,492.17	610,176.17		5,837,492.17	0	610,176.17
Office of the Inspector General	18,368,063.73		18,368,063.73	0		18,368,063.73	0	0
Office of the Mayor	14,106,383.87	400,000.00	14,506,383.87	400,000.00		14,506,383.87	0	400,000.00
Office of the People's Counsel	8,062,744.35		8,062,744.35	0		8,062,744.35	0	0
Office of the Secretary	4,058,186.00		4,058,186.00	0		4,058,186.00	0	0
Office of the Senior Advisor	3,149,003.00		3,149,003.00	0		3,149,003.00	0	0
Office of the State Superintendent of Education	498,318,337.98	-1,581.00	498,316,756.98	-1,581.00	4,355,634.00	502,672,390.98	4,355,634.00	4,354,053.00
Office of the Tenant Advocate	3,162,633.00	845,594.00	4,008,227.00	845,594.00	0	4,008,227.00	0	845,594.00
Office of Unified Communications	48,941,374.64		48,941,374.64	0	-150,000.00	48,791,374.64	-150,000.00	-150,000.00
Office of Veterans' Affairs	412,213.00	60,000.00	472,213.00	60,000.00		472,213.00	0	60,000.00
Office of Victim Services and Justice Grants	39,842,546.04	4,881,000.00	44,723,546.04	4,881,000.00	125,000.00	44,848,546.04	125,000.00	5,006,000.00
Office of Zoning	3,093,278.51		3,093,278.51	0		3,093,278.51	0	0
Office on Asian and Pacific Islander Affairs	854,910.98		854,910.98	0		854,910.98	0	0
Pay-As-You-Go Capital Fund	94,249,446.00	6,873,248.00	101,122,694.00	6,873,248.00		101,122,694.00	0	6,873,248.00
Police Officers' and Fire Fighters' Retirement System	105,596,000.00		105,596,000.00	0		105,596,000.00	0	0
Public Employee Relations Board	1,350,734.00	89,216.80	1,439,950.80	89,216.80		1,439,950.80	0	89,216.80
Public Service Commission	14,599,407.38		14,599,407.38	0		14,599,407.38	0	0
Purchase Card Program	0	25,000,000.00	25,000,000.00	25,000,000.00		25,000,000.00	0	25,000,000.00
Real Property Tax Appeals Commission	1,714,620.00		1,714,620.00	0		1,714,620.00	0	0
Repayment of Loans and Interest	713,378,374.00		713,378,374.00	0		713,378,374.00	0	0
Repayment of PILOT Financing	31,188,512.00		31,188,512.00	0		31,188,512.00	0	0
Repayment of Revenue Bonds	7,832,389.00		7,832,389.00	0		7,832,389.00	0	0
Schools Modernization Fund	2,781,425.00		2,781,425.00	0		2,781,425.00	0	0
Settlements and Judgments	21,824,759.00		21,824,759.00	0		21,824,759.00	0	0
Special Education Transportation	103,988,501.00	-1,696,166.00	102,292,335.00	-1,696,166.00		102,292,335.00	0	-1,696,166.00
Statehood Initiatives	233,912.00		233,912.00	0		233,912.00	0	0
Tax Increment Financing (TIF) Program	53,709,439.00		53,709,439.00	0		53,709,439.00	0	0
Teachers' Retirement System	59,046,000.00		59,046,000.00	0		59,046,000.00	0	0
Unemployment Compensation Fund	6,680,390.00		6,680,390.00	0		6,680,390.00	0	0
Unemployment Insurance Trust Fund	165,418,585.64		165,418,585.64	0		165,418,585.64	0	0
Uniform Law Commission	51,250.00		51,250.00	0		51,250.00	0	0
University of the District of Columbia	160,435,168.00		160,435,168.00	0		160,435,168.00	0	0
University of the District of Columbia Subsidy Account	76,680,000.00		76,680,000.00	0	1,500,000.00	78,180,000.00	1,500,000.00	1,500,000.00
Washington Aqueduct	61,418,554.00		61,418,554.00	0		61,418,554.00	0	0
Washington Convention and Sports Authority	155,855,132.00		155,855,132.00	0	6,128,000.00	161,983,132.00	6,128,000.00	6,128,000.00
Washington Metropolitan Area Transit Authority	429,958,315.00	51,000.00	430,009,315.00	51,000.00		430,009,315.00	0	51,000.00
Washington Metropolitan Area Transit Commission	141,000.00		141,000.00	0		141,000.00	0	0
Water and Sewer Authority	561,947,000.00		561,947,000.00	0		561,947,000.00	0	0
Workforce Investments	68,488,368.00		68,488,368.00	0		68,488,368.00	0	0
14,503,715,528.92	65,735,760.14	14,569,451,289.06	65,735,760.14	17,538,801.68	#####	17,538,801.68	83,274,561.82	

Council Changes to Mayor's FY 18 Proposed

Agency Name	FY 2018 Proposed Budget	Committee Variance	Committee Revised	Change from Proposed	Council Variance	Council Approved	Change From Committee	Change from Mayor
Advisory Neighborhood Commissions	933,555.00	92,998.83	1,026,553.83	92,998.83		1,026,553.83	0	92,998.83
Alcoholic Beverage Regulation Administration			0	0		0	0	0
Board of Elections	7,795,363.00	113,150.00	7,908,513.00	113,150.00		7,908,513.00	0	113,150.00
Captive Insurance Agency	2,122,921.00		2,122,921.00	0		2,122,921.00	0	0
Child and Family Services Agency	158,623,209.00	9,912.96	158,633,121.96	9,912.96		158,633,121.96	0	9,912.96
Commercial Paper Program	8,502,640.00		8,502,640.00	0		8,502,640.00	0	0
Commission on the Arts and Humanities	19,775,438.00	6,460,000.00	26,235,438.00	6,460,000.00	1,900,000.00	28,135,438.00	1,900,000.00	8,360,000.00
Contract Appeals Board	1,490,422.00		1,490,422.00	0		1,490,422.00	0	0
Convention Center Transfer-Dedicated Taxes	3,265,883.80		3,265,883.80	0	-3,265,884.00	-0.2	-3,265,884.00	-3,265,884.00
Corrections Information Council	641,270.12	107,043.00	748,313.12	107,043.00		748,313.12	0	107,043.00
Council of the District of Columbia	24,135,802.00	1,162,256.00	25,298,058.00	1,162,256.00	0	25,298,058.00	0	1,162,256.00
Criminal Code Reform Commission	700,904.59		700,904.59	0		700,904.59	0	0
Criminal Justice Coordinating Council	687,123.00	550,659.00	1,237,782.00	550,659.00		1,237,782.00	0	550,659.00
D.C. Board of Ethics and Government Accountability	1,945,202.00	233,517.00	2,178,719.00	233,517.00		2,178,719.00	0	233,517.00
D.C. Department of Human Resources	8,866,052.68		8,866,052.68	0		8,866,052.68	0	0
D.C. Office of Risk Management	3,964,691.24		3,964,691.24	0		3,964,691.24	0	0
D.C. Office on Aging	34,730,921.00	936,299.00	35,667,220.00	936,299.00	-50,000.00	35,617,220.00	-50,000.00	886,299.00
D.C. State Board of Education	1,525,000.00	186,267.00	1,711,267.00	186,267.00		1,711,267.00	0	186,267.00
DC Sentencing Commission	1,178,838.71		1,178,838.71	0		1,178,838.71	0	0
Debt Service - Issuance Costs	8,000,000.00		8,000,000.00	0		8,000,000.00	0	0
Department of Behavioral Health	228,252,983.00	-157,842.00	228,095,141.00	-157,842.00	0	228,095,141.00	0	-157,842.00
Department of Consumer and Regulatory Affairs	23,039,856.31	219,843.76	23,259,700.07	219,843.76	-1,715,000.00	21,544,700.07	-1,715,000.00	-1,495,156.24
Department of Corrections	125,795,065.00	-1,718,533.00	124,076,532.00	-1,718,533.00		124,076,532.00	0	-1,718,533.00
Department of Employment Services	65,139,994.00	-1,754,373.03	63,385,620.97	-1,754,373.03	-1,159,437.50	62,226,183.47	-1,159,437.50	-2,913,810.53
Department of Energy and Environment	17,491,878.00	2,350,000.00	19,841,878.00	2,350,000.00	-3,084,824.00	16,757,054.00	-3,084,824.00	-734,824.00
Department of Forensic Sciences	26,363,133.19	-426,561.00	25,936,572.19	-426,561.00	-150,000.00	25,786,572.19	-150,000.00	-576,561.00
Department of For-Hire Vehicles	4,113,226.00	-17,829.00	4,095,397.00	-17,829.00		4,095,397.00	0	-17,829.00
Department of General Services	293,478,597.46	-11,995,765.98	281,482,831.48	-11,995,765.98		281,482,831.48	0	-11,995,765.98
Department of Health	74,156,345.00	-732,619.61	73,423,725.39	-732,619.61		73,423,725.39	0	-732,619.61
Department of Health Care Finance	712,687,580.99	390,000.00	713,077,580.99	390,000.00		713,077,580.99	0	390,000.00
Department of Housing and Community Development	23,104,294.99		23,104,294.99	0		23,104,294.99	0	0
Department of Human Services	367,577,892.69	2,360,513.13	369,938,405.82	2,360,513.13	-2,570,531.76	367,367,874.06	-2,570,531.76	-210,018.63
Department of Insurance, Securities, and Banking	0	200,000.00	200,000.00	200,000.00		200,000.00	0	200,000.00
Department of Motor Vehicles	23,502,137.00	6,694,728.00	30,196,865.00	6,694,728.00	-396,616.00	29,800,249.00	-396,616.00	6,298,112.00
Department of Parks and Recreation	47,305,880.01	100,190.31	47,406,070.32	100,190.31	-663,583.63	46,742,486.69	-663,583.63	-563,393.32
Department of Public Works	142,997,937.01	-870,687.49	142,127,249.52	-870,687.49	-2,161,536.00	139,965,713.52	-2,161,536.00	-3,032,223.49
Department of Small and Local Business Development	13,552,048.00	1,299,864.00	14,851,912.00	1,299,864.00	-420,000.00	14,431,912.00	-420,000.00	879,864.00
Department of Youth Rehabilitation Services	97,505,272.30	-414,870.00	97,090,402.30	-414,870.00	-295,161.57	96,795,240.73	-295,161.57	-710,031.57
Department on Disability Services	117,377,547.97	-697,572.50	116,679,975.47	-697,572.50	-68,440.00	116,611,535.47	-68,440.00	-766,012.50
Deputy Mayor for Greater Economic Opportunity	4,366,681.67	-949,999.79	3,416,681.88	-949,999.79	-544,653.26	2,872,028.62	-544,653.26	-1,494,653.05
District Department of Transportation	82,620,404.30	2,188,633.75	84,809,038.05	2,188,633.75	-2,433,386.00	82,375,652.05	-2,433,386.00	-244,752.25
District of Columbia National Guard	4,843,673.00	344,000.00	5,187,673.00	344,000.00		5,187,673.00	0	344,000.00
District of Columbia Public Charter School Board			0	0		0	0	0
District of Columbia Public Charter Schools	806,482,683.00	3,281,053.00	809,763,736.00	3,281,053.00	1,433,369.00	811,197,105.00	1,433,369.00	4,714,422.00
District of Columbia Public Library	56,998,182.00	2,305,194.00	59,303,376.00	2,305,194.00	20,000.00	59,323,376.00	20,000.00	2,325,194.00
District of Columbia Public Schools	778,062,851.03	6,725,706.00	784,788,557.03	6,725,706.00	4,785,019.00	789,573,576.03	4,785,019.00	11,510,725.00
District Retiree Health Contribution	44,500,000.00		44,500,000.00	0		44,500,000.00	0	0
Employees' Compensation Fund	21,708,502.00		21,708,502.00	0		21,708,502.00	0	0
Fire and Emergency Medical Services Department	249,288,047.01	392,621.00	249,680,668.01	392,621.00		249,680,668.01	0	392,621.00
Homeland Security and Emergency Management Agency	4,827,226.00		4,827,226.00	0		4,827,226.00	0	0
Housing Authority Subsidy	76,312,250.00		76,312,250.00	0	7,569,511.77	83,881,761.77	7,569,511.77	7,569,511.77

Council Changes to Mayor's FY 18 Proposed

Agency Name	FY 2018 Proposed Budget	Committee Variance	Committee Revised	Change from Proposed	Council Variance	Council Approved	Change From Committee	Change from Mayor
Housing Production Trust Fund Subsidy	48,317,389.00		48,317,389.00	0		48,317,389.00	0	0
John A. Wilson Building Fund	4,082,344.00		4,082,344.00	0		4,082,344.00	0	0
Master Equipment Lease/Purchase Program	19,254,435.00		19,254,435.00	0		19,254,435.00	0	0
Mayor's Office of Legal Counsel	1,634,468.00		1,634,468.00	0		1,634,468.00	0	0
Mayors Office on Latino Affairs	3,301,491.00		3,301,491.00	0		3,301,491.00	0	0
Metropolitan Police Department	502,100,300.71	-4,420,194.00	497,680,106.71	-4,420,194.00		497,680,106.71	0	-4,420,194.00
Metropolitan Washington Council of Governments	519,566.00		519,566.00	0		519,566.00	0	0
Non-Departmental	4,847,080.00		4,847,080.00	0	500,000.00	5,347,080.00	500,000.00	500,000.00
Non-Public Tuition	72,046,295.00	-2,025,000.00	70,021,295.00	-2,025,000.00		70,021,295.00	0	-2,025,000.00
Office of Administrative Hearings	9,743,091.57	55,091.00	9,798,182.57	55,091.00	133,000.00	9,931,182.57	133,000.00	188,091.00
Office of Cable Television, Film, Music, and Entertainment	1,661,771.00		1,661,771.00	0		1,661,771.00	0	0
Office of Campaign Finance	2,908,335.00		2,908,335.00	0		2,908,335.00	0	0
Office of Contracting and Procurement	22,723,966.00	115,716.00	22,839,682.00	115,716.00		22,839,682.00	0	115,716.00
Office of Disability Rights	1,106,023.00	-1,000.00	1,105,023.00	-1,000.00		1,105,023.00	0	-1,000.00
Office of Employee Appeals	1,842,435.00	286,600.00	2,129,035.00	286,600.00		2,129,035.00	0	286,600.00
Office of Finance and Resource Management	24,264,179.00		24,264,179.00	0		24,264,179.00	0	0
Office of Human Rights	4,000,511.02	481,378.00	4,481,889.02	481,378.00		4,481,889.02	0	481,378.00
Office of Neighborhood Safety and Engagement	0	1,115,832.00	1,115,832.00	1,115,832.00	1,013,583.63	2,129,415.63	1,013,583.63	2,129,415.63
Office of Planning	9,361,107.05	296,240.00	9,657,347.05	296,240.00		9,657,347.05	0	296,240.00
Office of Police Complaints	2,450,802.00	150,000.00	2,600,802.00	150,000.00		2,600,802.00	0	150,000.00
Office of the Attorney General for the District of Columbia	61,913,286.00	887,049.00	62,800,335.00	887,049.00	816,000.00	63,616,335.00	816,000.00	1,703,049.00
Office of the Chief Financial Officer	126,902,217.00	-275,201.05	126,627,015.95	-275,201.05		126,627,015.95	0	-275,201.05
Office of the Chief Medical Examiner	11,445,207.99		11,445,207.99	0		11,445,207.99	0	0
Office of the Chief Technology Officer	69,948,445.06	-378,366.00	69,570,079.06	-378,366.00	-722,227.00	68,847,852.06	-722,227.00	-1,100,593.00
Office of the City Administrator	7,907,319.10		7,907,319.10	0	-250,000.00	7,657,319.10	-250,000.00	-250,000.00
Office of the Deputy Mayor for Education	8,969,421.00	-1,399,333.00	7,570,088.00	-1,399,333.00		7,570,088.00	0	-1,399,333.00
Office of the Deputy Mayor for Health and Human Services	2,373,096.70	-585,832.45	1,787,264.25	-585,832.45		1,787,264.25	0	-585,832.45
Office of the Deputy Mayor for Planning and Economic Development	12,116,782.00	-1,066,756.00	11,050,026.00	-1,066,756.00	1,750,000.00	12,800,026.00	1,750,000.00	683,244.00
Office of the Deputy Mayor for Planning and Economic Development	0	200,000.00	200,000.00	200,000.00		200,000.00	0	200,000.00
Office of the Deputy Mayor for Public Safety and Justice	1,868,365.00	-255,000.00	1,613,365.00	-255,000.00		1,613,365.00	0	-255,000.00
Office of the District of Columbia Auditor	5,227,316.00	610,176.17	5,837,492.17	610,176.17		5,837,492.17	0	610,176.17
Office of the Inspector General	15,520,512.99		15,520,512.99	0		15,520,512.99	0	0
Office of the Mayor	10,071,605.08	400,000.00	10,471,605.08	400,000.00		10,471,605.08	0	400,000.00
Office of the Secretary	2,958,186.00		2,958,186.00	0		2,958,186.00	0	0
Office of the Senior Advisor	3,149,003.00		3,149,003.00	0		3,149,003.00	0	0
Office of the State Superintendent of Education	160,876,134.09	-1,581.00	160,874,553.09	-1,581.00	4,355,634.00	165,230,187.09	4,355,634.00	4,354,053.00
Office of the Tenant Advocate	3,162,633.00	845,594.00	4,008,227.00	845,594.00	-470,594.00	3,537,633.00	-470,594.00	375,000.00
Office of Unified Communications	32,885,549.84		32,885,549.84	0	-150,000.00	32,735,549.84	-150,000.00	-150,000.00
Office of Veterans' Affairs	407,213.00	60,000.00	467,213.00	60,000.00		467,213.00	0	60,000.00
Office of Victim Services and Justice Grants	23,935,300.00	4,881,000.00	28,816,300.00	4,881,000.00	125,000.00	28,941,300.00	125,000.00	5,006,000.00
Office of Zoning	3,069,278.51		3,069,278.51	0		3,069,278.51	0	0
Office on Asian and Pacific Islander Affairs	854,910.98		854,910.98	0		854,910.98	0	0
Pay-As-You-Go Capital Fund	48,087,001.00	6,873,248.00	54,960,249.00	6,873,248.00		54,960,249.00	0	6,873,248.00
Police Officers' and Fire Fighters' Retirement System	105,596,000.00		105,596,000.00	0		105,596,000.00	0	0
Public Employee Relations Board	1,350,734.00	89,216.80	1,439,950.80	89,216.80		1,439,950.80	0	89,216.80
Real Property Tax Appeals Commission	1,714,620.00		1,714,620.00	0		1,714,620.00	0	0
Repayment of Loans and Interest	689,585,197.00		689,585,197.00	0		689,585,197.00	0	0
Schools Modernization Fund	2,781,425.00		2,781,425.00	0		2,781,425.00	0	0
Settlements and Judgments	21,824,759.00		21,824,759.00	0		21,824,759.00	0	0
Special Education Transportation	93,988,501.00	-1,696,166.00	92,292,335.00	-1,696,166.00		92,292,335.00	0	-1,696,166.00
Statehood Initiatives	233,912.00		233,912.00	0		233,912.00	0	0

Council Changes to Mayor's FY 18 Proposed

Agency Name	FY 2018 Proposed Budget	Committee Variance	Committee Revised	Change from Proposed	Council Variance	Council Approved	Change From Committee	Change from Mayor
Teachers' Retirement System	59,046,000.00		59,046,000.00	0		59,046,000.00	0	0
Unemployment Compensation Fund	6,680,390.00		6,680,390.00	0		6,680,390.00	0	0
Uniform Law Commission	51,250.00		51,250.00	0		51,250.00	0	0
University of the District of Columbia			0	0		0	0	0
University of the District of Columbia Subsidy Account	76,680,000.00		76,680,000.00	0	1,500,000.00	78,180,000.00	1,500,000.00	1,500,000.00
Washington Metropolitan Area Transit Authority	290,443,900.00	51,000.00	290,494,900.00	51,000.00		290,494,900.00	0	51,000.00
Washington Metropolitan Area Transit Commission	141,000.00		141,000.00	0		141,000.00	0	0
Workforce Investments	68,488,368.00		68,488,368.00	0		68,488,368.00	0	0
	7,590,757,834.76	24,261,507.81	7,615,019,342.57	24,261,507.81	5,329,242.68	7,620,348,585.25	5,329,242.68	29,590,750.49

Council Changes to Mayor's FY 18 Proposed

Agency Name	FY 2018 Proposed Budget	Committee Variance	Committee Revised	Change from Proposed	Council Variance	Council Approved	Change From Committee	Change from Mayor
Alcoholic Beverage Regulation Administration	1,170,000.00		1,170,000.00	-		1,170,000.00	-	-
Convention Center Transfer-Dedicated Taxes	134,009,710.00		134,009,710.00	-		134,009,710.00	-	-
Department of Health Care Finance	72,577,039.86	14,329,858.00	86,906,897.86	14,329,858.00		86,906,897.86	-	14,329,858.00
Highway Transportation Fund - Transfers	24,936,000.00		24,936,000.00	-		24,936,000.00	-	-
Office of the State Superintendent of Education	4,275,764.84		4,275,764.84	-		4,275,764.84	-	-
Repayment of Revenue Bonds	7,832,389.00		7,832,389.00	-		7,832,389.00	-	-
Washington Convention and Sports Authority			-	-	6,128,000.00	6,128,000.00	6,128,000.00	6,128,000.00
Washington Metropolitan Area Transit Authority	85,572,185.00		85,572,185.00	-		85,572,185.00	-	-
	330,373,088.70	14,329,858.00	344,702,946.70	14,329,858.00	6,128,000.00	350,830,946.70	6,128,000.00	20,457,858.00

Council Changes to Mayor's FY 18 Proposed

Agency Name	FY 2018 Proposed Budget	Committee Variance	Committee Revised	Change from Proposed	Council Variance	Council Approved	Change From Committee	Change from Mayor
Commission on Judicial Disabilities and Tenure	310,000.00		310,000.00	0		310,000.00	0	0
Criminal Justice Coordinating Council	2,608,000.00		2,608,000.00	0		2,608,000.00	0	0
Department of Energy and Environment			0	0		0	0	0
Department of Health	5,000,000.00		5,000,000.00	0		5,000,000.00	0	0
Department of Human Services	0		0	0		0	0	0
District of Columbia National Guard	435,000.00		435,000.00	0		435,000.00	0	0
District of Columbia Public Schools	20,000,000.00		20,000,000.00	0		20,000,000.00	0	0
Emergency Planning and Security Fund	13,000,000.00		13,000,000.00	0		13,000,000.00	0	0
Judicial Nomination Commission	295,000.00		295,000.00	0		295,000.00	0	0
Office of the State Superintendent of Education	60,000,000.00		60,000,000.00	0		60,000,000.00	0	0
	101,648,000.00	0.00	101,648,000.00	0.00	0.00	101,648,000.00	0.00	0.00

Council Changes to Mayor's FY 18 Proposed

Agency Name	FY 2018 Proposed Budget	Committee Variance	Committee Revised	Change from Proposed	Council Variance	Council Approved	Change From Committee	Change from Mayor
Board of Elections	1,000,000.00		1,000,000.00	0		1,000,000.00	0	0
Child and Family Services Agency	65,382,574.60		65,382,574.60	0		65,382,574.60	0	0
Commission on the Arts and Humanities	720,200.00		720,200.00	0		720,200.00	0	0
Criminal Justice Coordinating Council	150,000.00		150,000.00	0		150,000.00	0	0
D.C. Office on Aging	7,591,728.31		7,591,728.31	0		7,591,728.31	0	0
Department of Behavioral Health	20,278,689.12		20,278,689.12	0		20,278,689.12	0	0
Department of Employment Services	35,354,887.60		35,354,887.60	0		35,354,887.60	0	0
Department of Energy and Environment	28,787,162.28		28,787,162.28	0		28,787,162.28	0	0
Department of Forensic Sciences	522,501.78		522,501.78	0		522,501.78	0	0
Department of Health	131,672,528.71		131,672,528.71	0		131,672,528.71	0	0
Department of Health Care Finance	2,802,534.00		2,802,534.00	0		2,802,534.00	0	0
Department of Housing and Community Development	54,586,726.22		54,586,726.22	0		54,586,726.22	0	0
Department of Human Services	156,422,234.41		156,422,234.41	0		156,422,234.41	0	0
Department of Insurance, Securities, and Banking	457,172.02		457,172.02	0		457,172.02	0	0
Department of Motor Vehicles			0	0		0	0	0
Department of Parks and Recreation			0	0		0	0	0
Department of Small and Local Business Development	457,446.44		457,446.44	0		457,446.44	0	0
Department on Disability Services	32,921,398.86		32,921,398.86	0		32,921,398.86	0	0
District Department of Transportation	11,407,721.40		11,407,721.40	0		11,407,721.40	0	0
District of Columbia National Guard	8,285,361.75		8,285,361.75	0		8,285,361.75	0	0
District of Columbia Public Library	931,362.00		931,362.00	0		931,362.00	0	0
District of Columbia Public Schools	14,711,596.00		14,711,596.00	0		14,711,596.00	0	0
Fire and Emergency Medical Services Department	3,053,770.27		3,053,770.27	0		3,053,770.27	0	0
Homeland Security and Emergency Management Agency	131,743,035.15		131,743,035.15	0		131,743,035.15	0	0
Metropolitan Police Department	6,144,690.00		6,144,690.00	0		6,144,690.00	0	0
Office of Disability Rights	627,966.82		627,966.82	0		627,966.82	0	0
Office of Human Rights	330,100.01		330,100.01	0		330,100.01	0	0
Office of Planning	525,000.01		525,000.01	0		525,000.01	0	0
Office of the Attorney General for the District of Columbia	23,039,546.64		23,039,546.64	0		23,039,546.64	0	0
Office of the Chief Financial Officer	450,000.00		450,000.00	0		450,000.00	0	0
Office of the Chief Technology Officer	32,000.00		32,000.00	0		32,000.00	0	0
Office of the Deputy Mayor for Planning and Economic Development	1,249,637.93		1,249,637.93	0		1,249,637.93	0	0
Office of the Deputy Mayor for Public Safety and Justice			0	0		0	0	0
Office of the Inspector General	2,847,550.74		2,847,550.74	0		2,847,550.74	0	0
Office of the Mayor	3,545,884.33		3,545,884.33	0		3,545,884.33	0	0
Office of the State Superintendent of Education	234,317,038.39		234,317,038.39	0		234,317,038.39	0	0
Office of Victim Services and Justice Grants	14,070,570.83		14,070,570.83	0		14,070,570.83	0	0
Public Service Commission	588,616.22		588,616.22	0		588,616.22	0	0
Repayment of Loans and Interest	18,262,177.00		18,262,177.00	0		18,262,177.00	0	0
University of the District of Columbia			0	0		0	0	0
	1,015,271,409.84	0.00	1,015,271,409.84	0.00	0.00	1,015,271,409.84	0.00	0.00

Council Changes to the Mayor's FY 18 Proposed

Agency Name	FY 2018 Proposed Budget	Committee Variance	Committee Revised	Change from Proposed	Council Variance	Council Approved	Change From Committee	Change from Mayor
D.C. Office on Aging	2,345,115.22		2,345,115.22	0		2,345,115.22	0	0
Department of Behavioral Health	1,430,000.00		1,430,000.00	0		1,430,000.00	0	0
Department of Health Care Finance	2,264,307,280.98	33,086,335.33	2,297,393,616.31	33,086,335.33		2,297,393,616.31	0	33,086,335.33
Department of Human Services	31,249,561.73		31,249,561.73	0		31,249,561.73	0	0
Department on Disability Services	10,810,294.31		10,810,294.31	0		10,810,294.31	0	0
Office of Administrative Hearings	80,000.00		80,000.00	0		80,000.00	0	0
	2,310,222,252.24	33,086,335.33	2,343,308,587.57	33,086,335.33	0.00	2,343,308,587.57	0.00	33,086,335.33

Council Changes to Mayor's FY 18 Proposed

Agency Name	FY 2018 Proposed Budget	Committee Variance	Committee Revised	Change from Proposed	Council Variance	Council Approved	Change From Committee	Change from Mayor
Board of Elections			-	-		-	-	-
Child and Family Services Agency	-		-	-		-	-	-
Criminal Justice Coordinating Council	14,409.32		14,409.32	-		14,409.32	-	-
Department of Behavioral Health	257,700.00		257,700.00	-		257,700.00	-	-
Department of Employment Services	260,001.00		260,001.00	-		260,001.00	-	-
Department of Energy and Environment			-	-		-	-	-
Department of Health	32,010.27		32,010.27	-		32,010.27	-	-
Department of Parks and Recreation			-	-		-	-	-
Department on Disability Services	-		-	-		-	-	-
District of Columbia Public Schools	1,411,240.00		1,411,240.00	-		1,411,240.00	-	-
Office of Human Rights			-	-		-	-	-
Office of Planning	20,000.00		20,000.00	-		20,000.00	-	-
Office of the City Administrator	982,900.99		982,900.99	-		982,900.99	-	-
Office of the State Superintendent of Education			-	-		-	-	-
University of the District of Columbia	-		-	-		-	-	-
	2,978,261.58	-	2,978,261.58	-	-	2,978,261.58	-	-

Council Changes to Mayor's FY 18 Proposed

Agency Name	FY 2018 Proposed Budget	Committee Variance	Committee Revised	Change from Proposed	Council Variance	Council Approved	Change From Committee	Change from Mayor
Child and Family Services Agency	20,977.37		20,977.37	0		20,977.37	0	0
Corrections Information Council			0	0		0	0	0
Council of the District of Columbia			0	0		0	0	0
D.C. Office on Aging			0	0		0	0	0
D.C. State Board of Education	0		0	0		0	0	0
Department of Behavioral Health	288,774.92		288,774.92	0		288,774.92	0	0
Department of Employment Services	0		0	0		0	0	0
Department of Housing and Community Development			0	0		0	0	0
Department of Insurance, Securities, and Banking			0	0		0	0	0
Department of Parks and Recreation			0	0		0	0	0
District Department of Transportation			0	0		0	0	0
District of Columbia Public Library	17,000.00		17,000.00	0		17,000.00	0	0
District of Columbia Public Schools			0	0		0	0	0
Fire and Emergency Medical Services Department			0	0		0	0	0
Metropolitan Police Department			0	0		0	0	0
Office of the Attorney General for the District of Columbia	539,029.56		539,029.56	0		539,029.56	0	0
Office of the State Superintendent of Education			0	0		0	0	0
Public Service Commission	22,000.00		22,000.00	0		22,000.00	0	0
	887,781.85	0.00	887,781.85	0.00	0.00	887,781.85	0.00	0.00

Council Changes to Mayor's Proposed FY 18

Agency Name	FY 2018 Proposed Budget	Committee Variance	Committee Revised	Change from Proposed	Council Variance	Council Approved	Change From Committee	Change from Mayor
Alcoholic Beverage Regulation Administration	7,485,314.90		7,485,314.90	0		7,485,314.90	0	0
Business Improvement Districts Transfer	47,000,000.00		47,000,000.00	0		47,000,000.00	0	0
Captive Insurance Agency	197,399.97		197,399.97	0		197,399.97	0	0
Child and Family Services Agency	1,000,000.00		1,000,000.00	0		1,000,000.00	0	0
Commission on the Arts and Humanities	133,000.00		133,000.00	0		133,000.00	0	0
D.C. Board of Ethics and Government Accountability	150,000.00		150,000.00	0		150,000.00	0	0
D.C. Department of Human Resources	415,500.55		415,500.55	0		415,500.55	0	0
Department of Behavioral Health	4,234,098.94		4,234,098.94	0		4,234,098.94	0	0
Department of Consumer and Regulatory Affairs	38,140,020.34		38,140,020.34	0		38,140,020.34	0	0
Department of Corrections	21,111,206.00		21,111,206.00	0		21,111,206.00	0	0
Department of Employment Services	44,704,617.66		44,704,617.66	0		44,704,617.66	0	0
Department of Energy and Environment	74,597,057.38	2,927,828.00	77,524,885.38	2,927,828.00	3,084,824.00	80,609,709.38	3,084,824.00	6,012,652.00
Department of For-Hire Vehicles	9,538,783.50		9,538,783.50	0		9,538,783.50	0	0
Department of General Services	8,242,303.34		8,242,303.34	0		8,242,303.34	0	0
Department of Health	19,976,888.53		19,976,888.53	0		19,976,888.53	0	0
Department of Health Care Finance	3,668,083.04		3,668,083.04	0		3,668,083.04	0	0
Department of Housing and Community Development	4,546,000.00		4,546,000.00	0		4,546,000.00	0	0
Department of Human Services	1,800,000.00		1,800,000.00	0		1,800,000.00	0	0
Department of Insurance, Securities, and Banking	27,965,625.37		27,965,625.37	0		27,965,625.37	0	0
Department of Motor Vehicles	21,490,903.12	-12,326,063.50	9,164,839.62	-12,326,063.50	396,616.00	9,561,455.62	396,616.00	-11,929,447.50
Department of Parks and Recreation	2,700,000.00	0	2,700,000.00	0		2,700,000.00	0	0
Department of Public Works	7,536,736.30		7,536,736.30	0	937,426.00	8,474,162.30	937,426.00	937,426.00
Department on Disability Services	7,763,257.00		7,763,257.00	0		7,763,257.00	0	0
District Department of Transportation	24,961,894.51		24,961,894.51	0	1,192,099.00	26,153,993.51	1,192,099.00	1,192,099.00
District of Columbia Public Charter School Board	9,109,827.00		9,109,827.00	0		9,109,827.00	0	0
District of Columbia Public Library	1,515,000.00		1,515,000.00	0		1,515,000.00	0	0
District of Columbia Public Schools	9,263,256.83		9,263,256.83	0		9,263,256.83	0	0
Fire and Emergency Medical Services Department	1,835,684.23		1,835,684.23	0		1,835,684.23	0	0
Metropolitan Police Department	8,199,999.76		8,199,999.76	0		8,199,999.76	0	0
Non-Departmental	1,630,304.00		1,630,304.00	0		1,630,304.00	0	0
Office of Cable Television, Film, Music, and Entertainment	11,095,000.00		11,095,000.00	0		11,095,000.00	0	0
Office of Contracting and Procurement	1,275,966.03		1,275,966.03	0		1,275,966.03	0	0
Office of Finance and Resource Management	442,218.38		442,218.38	0		442,218.38	0	0
Office of Planning	200,000.00		200,000.00	0		200,000.00	0	0
Office of the Attorney General for the District of Columbia	10,503,720.00		10,503,720.00	0		10,503,720.00	0	0
Office of the Chief Financial Officer	44,042,407.33		44,042,407.33	0		44,042,407.33	0	0
Office of the Chief Technology Officer	8,403,693.01		8,403,693.01	0		8,403,693.01	0	0
Office of the City Administrator	280,000.00		280,000.00	0		280,000.00	0	0
Office of the Deputy Mayor for Planning and Economic Development	32,096,268.18		32,096,268.18	0		32,096,268.18	0	0
Office of the People's Counsel	8,062,744.35		8,062,744.35	0		8,062,744.35	0	0
Office of the Secretary	1,100,000.00		1,100,000.00	0		1,100,000.00	0	0
Office of the State Superintendent of Education	1,047,018.17		1,047,018.17	0		1,047,018.17	0	0

Council Changes to Mayor's Proposed FY 18

Agency Name	FY 2018 Proposed Budget	Committee Variance	Committee Revised	Change from Proposed	Council Variance	Council Approved	Change From Committee	Change from Mayor
Office of the Tenant Advocate			0	0	470,594.00	470,594.00	470,594.00	470,594.00
Office of Unified Communications	15,356,809.00		15,356,809.00	0		15,356,809.00	0	0
Office of Veterans' Affairs	5,000.00		5,000.00	0		5,000.00	0	0
Office of Victim Services and Justice Grants	1,836,675.21		1,836,675.21	0		1,836,675.21	0	0
Pay-As-You-Go Capital Fund	46,162,445.00		46,162,445.00	0		46,162,445.00	0	0
Public Service Commission	13,988,791.16		13,988,791.16	0		13,988,791.16	0	0
Repayment of Loans and Interest	5,531,000.00		5,531,000.00	0		5,531,000.00	0	0
University of the District of Columbia	0		0	0		0	0	0
Washington Metropolitan Area Transit Authority	53,942,230.00		53,942,230.00	0		53,942,230.00	0	0
	666,284,748.09	-9,398,235.50	656,886,512.59	-9,398,235.50	6,081,559.00	662,968,071.59	6,081,559.00	-3,316,676.50

Council Changes to Mayor's FY 18 Proposed

Agency Name	FY 2018 Proposed Budget	Committee Variance	Committee Revised	Change from Proposed	Council Variance	Council Approved	Change From Committee	Change from Mayor
Alcoholic Beverage Regulation Administration			0	0		0	0	0
Child and Family Services Agency	1,459,168.36		1,459,168.36	0		1,459,168.36	0	0
Commission on the Arts and Humanities	168,000.00		168,000.00	0		168,000.00	0	0
Corrections Information Council			0	0		0	0	0
Council of the District of Columbia	35,000.00		35,000.00	0		35,000.00	0	0
Criminal Justice Coordinating Council	85,000.00		85,000.00	0		85,000.00	0	0
D.C. Department of Human Resources	6,747,298.71		6,747,298.71	0		6,747,298.71	0	0
D.C. Office of Risk Management			0	0		0	0	0
D.C. Office on Aging	476,958.00		476,958.00	0		476,958.00	0	0
Department of Behavioral Health	16,362,645.47		16,362,645.47	0		16,362,645.47	0	0
Department of Consumer and Regulatory Affairs			0	0		0	0	0
Department of Corrections	427,558.11		427,558.11	0		427,558.11	0	0
Department of Employment Services	1,666,975.00		1,666,975.00	0		1,666,975.00	0	0
Department of Energy and Environment	2,051,331.08		2,051,331.08	0		2,051,331.08	0	0
Department of Forensic Sciences	1,791,596.35		1,791,596.35	0		1,791,596.35	0	0
Department of For-Hire Vehicles	200,000.00		200,000.00	0		200,000.00	0	0
Department of General Services	148,138,642.22	-2,593,041.00	145,545,601.22	-2,593,041.00		145,545,601.22	0	-2,593,041.00
Department of Health	797,923.75		797,923.75	0		797,923.75	0	0
Department of Health Care Finance	88,637,476.13		88,637,476.13	0		88,637,476.13	0	0
Department of Housing and Community Development	100,000,000.00		100,000,000.00	0		100,000,000.00	0	0
Department of Human Services	2,866,895.80		2,866,895.80	0		2,866,895.80	0	0
Department of Insurance, Securities, and Banking	125,000.00		125,000.00	0		125,000.00	0	0
Department of Motor Vehicles	76,928.00	6,049,335.50	6,126,263.50	6,049,335.50		6,126,263.50	0	6,049,335.50
Department of Parks and Recreation	2,975,000.00		2,975,000.00	0		2,975,000.00	0	0
Department of Public Works	27,474,893.65		27,474,893.65	0		27,474,893.65	0	0
Department of Small and Local Business Development			0	0		0	0	0
Department of Youth Rehabilitation Services	344,000.00		344,000.00	0		344,000.00	0	0
Department on Disability Services	49,677.00		49,677.00	0		49,677.00	0	0
Deputy Mayor for Greater Economic Opportunity	466,771.27		466,771.27	0		466,771.27	0	0
District Department of Transportation	0		0	0		0	0	0
District of Columbia Public Library	17,300.00		17,300.00	0		17,300.00	0	0
District of Columbia Public Schools	107,049,532.01		107,049,532.01	0		107,049,532.01	0	0
Fire and Emergency Medical Services Department	0		0	0		0	0	0
Homeland Security and Emergency Management Agency			0	0		0	0	0
Homeland Security Grants	1,646,077.00		1,646,077.00	0		1,646,077.00	0	0
Mayors Office on Latino Affairs	200,000.00		200,000.00	0		200,000.00	0	0
Metropolitan Police Department	30,629,337.63		30,629,337.63	0		30,629,337.63	0	0
Office of Administrative Hearings	1,649,805.00		1,649,805.00	0		1,649,805.00	0	0
Office of Cable Television, Film, Music, and Entertainment			0	0		0	0	0
Office of Contracting and Procurement	28,029,024.16	-25,000,000.00	3,029,024.16	-25,000,000.00		3,029,024.16	0	-25,000,000.00
Office of Disability Rights	292,633.00		292,633.00	0		292,633.00	0	0

Council Changes to Mayor's FY 18 Proposed

Agency Name	FY 2018 Proposed Budget	Committee Variance	Committee Revised	Change from Proposed	Council Variance	Council Approved	Change From Committee	Change from Mayor
Office of Finance and Resource Management	12,827,530.97		12,827,530.97	0		12,827,530.97	0	0
Office of Human Rights	0		0	0		0	0	0
Office of Planning	0		0	0		0	0	0
Office of the Attorney General for the District of Columbia	3,785,466.65		3,785,466.65	0		3,785,466.65	0	0
Office of the Chief Financial Officer	8,488,918.86		8,488,918.86	0		8,488,918.86	0	0
Office of the Chief Medical Examiner	715,000.00		715,000.00	0		715,000.00	0	0
Office of the Chief Technology Officer	35,886,451.14		35,886,451.14	0		35,886,451.14	0	0
Office of the City Administrator			0	0		0	0	0
Office of the Deputy Mayor for Education			0	0		0	0	0
Office of the Deputy Mayor for Health and Human Services			0	0		0	0	0
Office of the Deputy Mayor for Planning and Economic Development			0	0		0	0	0
Office of the Deputy Mayor for Public Safety and Justice			0	0		0	0	0
Office of the Mayor	488,894.46		488,894.46	0		488,894.46	0	0
Office of the State Superintendent of Education	37,802,382.49		37,802,382.49	0		37,802,382.49	0	0
Office of the Tenant Advocate			0	0		0	0	0
Office of Unified Communications	699,015.80		699,015.80	0		699,015.80	0	0
Office of Zoning	24,000.00		24,000.00	0		24,000.00	0	0
Office on Asian and Pacific Islander Affairs	0		0	0		0	0	0
Purchase Card Program	0	25,000,000.00	25,000,000.00	25,000,000.00		25,000,000.00	0	25,000,000.00
Special Education Transportation	10,000,000.00		10,000,000.00	0		10,000,000.00	0	0
	683,656,108.07	3,456,294.50	687,112,402.57	3,456,294.50	-	687,112,402.57	-	3,456,294.50

Council Changes to Mayor's FY 18 Proposed

Agency Name	FY 2018 Proposed Budget	Committee Variance	Committee Revised	Change from Proposed	Council Variance	Council Approved	Change From Committee	Change from Mayor
Ballpark Revenue Fund	11,736,000.00		11,736,000.00	0		11,736,000.00	0	0
D.C. Health Benefit Exchange Authority	28,142,739.63		28,142,739.63	0		28,142,739.63	0	0
District of Columbia Retirement Board	41,643,704.00		41,643,704.00	0		41,643,704.00	0	0
Housing Finance Agency	12,320,209.52		12,320,209.52	0		12,320,209.52	0	0
Housing Production Trust Fund	48,317,389.00		48,317,389.00	0		48,317,389.00	0	0
Not-for-Profit Hospital Corporation	128,000,000.00		128,000,000.00	0		128,000,000.00	0	0
OFFICE OF LOTTERY AND CHARITABLE GAMES	240,000,000.00		240,000,000.00	0		240,000,000.00	0	0
Unemployment Insurance Trust Fund	165,418,585.64		165,418,585.64	0		165,418,585.64	0	0
University of the District of Columbia	160,435,168.00		160,435,168.00	0		160,435,168.00	0	0
Washington Aqueduct	61,418,554.00		61,418,554.00	0		61,418,554.00	0	0
Washington Convention and Sports Authority	155,855,132.00		155,855,132.00	0		155,855,132.00	0	0
Water and Sewer Authority	561,947,000.00		561,947,000.00	0		561,947,000.00	0	0
	1,615,234,481.79	0.00	1,615,234,481.79	0.00	0.00	1,615,234,481.79	0.00	0.00

Council Changes to Mayor's FY 18 Proposed

Agency Name	FY 2018 Proposed Budget	Committee Variance	Committee Revised	Change from Proposed	Council Variance	Council Approved	Change From Committee	Change from Mayor
Ballpark Revenue Fund	49,821,000.00		49,821,000.00	0		49,821,000.00	0	0
Housing Production Trust Fund	51,682,611.00		51,682,611.00	0	0	51,682,611.00	0	0
Repayment of PILOT Financing	31,188,512.00		31,188,512.00	0		31,188,512.00	0	0
Tax Increment Financing (TIF) Program	53,709,439.00		53,709,439.00	0		53,709,439.00	0	0
	186,401,562.00	0.00	186,401,562.00	0.00	0.00	186,401,562.00	0.00	0.00

Council Committee	Appropriated Fund Title	Agency Name	Program	Activity	Service	Comp Source Group	Committee Variance	Committee VarianceFTE	Transfer	Transfer Amount	Comments
Committee of the Whole	LOCAL FUND	Council of the District of Columbia	1000	1101	Default Service	14	300,000.00		Transfer In		Personal Services Enhancement for a new 457 Retirement Plan 3% Matching Program for the Council - T&E
Committee of the Whole	LOCAL FUND	Pay-As-You-Go Capital Fund	1000	1100	Default Service	50	253,248.00	0	Transfer In		Transfer from T&E (one-time) to OTA: build out (convert to Paygo for PL108C)
Committee of the Whole		Council of the District of Columbia			Default Service				Transfer Out	-50,000.00	Certified funds from Council IT to implement L21-240 - Transfer to JPS
Committee of the Whole	LOCAL FUND	Council of the District of Columbia	1000	1101	Default Service	14	50,000.00		Transfer In		Personal Services Enhancement for a new 457 Retirement Plan 3% Matching Program for the Council - BED
Committee of the Whole	LOCAL FUND	Council of the District of Columbia	1000	1101	Default Service	14	54,135.49		Transfer In		Personal Services Enhancement for a new 457 Retirement Plan 3% Matching Program for the Council - LWD
Committee of the Whole	LOCAL FUND	Council of the District of Columbia	1000	1101	Default Service	14	50,000.00		Transfer In		Personal Services Enhancement for a new 457 Retirement Plan 3% Matching Program for the Council - COH
Committee of the Whole	LOCAL FUND	Council of the District of Columbia	1000	1101	Default Service	14	103,120.51				Personal Services Enhancement for a new 457 Retirement Plan 3% Matching Program for the Council - Reallocated within COW
Committee of the Whole	LOCAL FUND	Council of the District of Columbia	3000	100	Default Service	11	50,000.00		Transfer In		Personal Services Enhancement for Each Councilmember's budget - From T&E
Committee of the Whole	LOCAL FUND	Council of the District of Columbia	3000	200	Default Service	11	50,000.00		Transfer In		Personal Services Enhancement for Each Councilmember's budget - From T&E
Committee of the Whole	LOCAL FUND	Council of the District of Columbia	3000	300	Default Service	11	50,000.00		Transfer In		Personal Services Enhancement for Each Councilmember's budget - From T&E
Committee of the Whole	LOCAL FUND	Council of the District of Columbia	3000	400	Default Service	11	50,000.00		Transfer In		Personal Services Enhancement for Each Councilmember's budget - From T&E
Committee of the Whole	LOCAL FUND	Council of the District of Columbia	3000	500	Default Service	11	50,000.00		Transfer In		Personal Services Enhancement for Each Councilmember's budget - From T&E
Committee of the Whole	LOCAL FUND	Council of the District of Columbia	3000	600	Default Service	11	50,000.00		Transfer In		Personal Services Enhancement for Each Councilmember's budget - From T&E
Committee of the Whole	LOCAL FUND	Council of the District of Columbia	3000	700	Default Service	11	50,000.00		Transfer In		Personal Services Enhancement for Each Councilmember's budget - From T&E
Committee of the Whole	LOCAL FUND	Council of the District of Columbia	3000	800	Default Service	11	50,000.00		Transfer In		Personal Services Enhancement for Each Councilmember's budget - From T&E
Committee of the Whole	LOCAL FUND	Council of the District of Columbia	3000	900	Default Service	11	50,000.00		Transfer In		Personal Services Enhancement for Each Councilmember's budget - From T&E
Committee of the Whole	LOCAL FUND	Council of the District of Columbia	3000	1010	Default Service	11	50,000.00		Transfer In		Personal Services Enhancement for Each Councilmember's budget - From T&E
Committee of the Whole	LOCAL FUND	Council of the District of Columbia	3000	1011	Default Service	11	50,000.00		Transfer In		Personal Services Enhancement for Each Councilmember's budget - From T&E
Committee of the Whole	LOCAL FUND	Council of the District of Columbia	3000	1012	Default Service	11	50,000.00		Transfer In		Personal Services Enhancement for Each Councilmember's budget - From T&E
Committee of the Whole	LOCAL FUND	Council of the District of Columbia	3000	1300	Default Service	11	50,000.00		Transfer In		Personal Services Enhancement for Each Councilmember's budget - From T&E
Committee of the Whole	LOCAL FUND	Office of the District of Columbia Auditor	2000	2010	Default Service	11	-70,345.00	-1	Transfer Out	-70,345.00	Shift of 1.0 FTE Salary to OANC to Implement Law 21-269 - transfer to HNR
Committee of the Whole	LOCAL FUND	Office of the District of Columbia Auditor	2000	2010	Default Service	14	-15,053.83		Transfer Out	-15,053.83	Shift of 1.0 FTE Fringe to OANC to Implement Law 21-269 - transfer to HNR
Committee of the Whole	LOCAL FUND	Office of the District of Columbia Auditor	2000	2010	Default Service	41	-7,600.00		Transfer Out	-7,600.00	Shift of NPO to OANC to Implement Law 21-269
Committee of the Whole	LOCAL FUND	Office of the District of Columbia Auditor	2000	2010	Default Service	70	18,000.00				Website improvements and audit software purchases
Committee of the Whole	LOCAL FUND	Office of the District of Columbia Auditor	1000	1040	Default Service	14	5,791.00				Personal Services Enhancement for a new 457 Retirement Plan 3% Matching Program for the Auditor

Council Committee	Appropriated Fund Title	Agency Name	Program	Activity	Service	Comp Source Group	Committee Variance	Committee VarianceFTE	Transfer	Transfer Amount	Comments
Committee of the Whole	LOCAL FUND	Office of the District of Columbia Auditor	2000	2010	Default Service	14	55,209.00				Personal Services Enhancement for a new 457 Retirement Plan 3% Matching Program for the Auditor
Committee of the Whole	LOCAL FUND	Office of the District of Columbia Auditor	2000	2010	Default Service	41	550,000.00		Transfer In		Auditor study of school enrollment trends - Funds from T&E
Committee of the Whole	LOCAL FUND	Office of Contracting and Procurement	8000	8030	Default Service	11	95,791.00	1			Addition of a new FTE to be Ombudsman to implement Law 21-158 - Salary
Committee of the Whole	LOCAL FUND	Office of Contracting and Procurement	8000	8030	Default Service	14	19,925.00				Addition of a new FTE to be Ombudsman to implement Law 21-158 - Fringe
Committee of the Whole	LOCAL FUND	Office of Planning	2000	2020	Default Service	11	79,275.00	1			New FTE to create a new Historic Preservation Office Inspector - Salary - Certified Funds from DCRA Fine Increase
Committee of the Whole	LOCAL FUND	Office of Planning	2000	2020	Default Service	14	16,965.00				New FTE to create a new Historic Preservation Office Inspector - Fringe - Certified Funds from DCRA Fine Increase
Committee of the Whole	LOCAL FUND	Department of Consumer and Regulatory Affairs	6000	6010	Default Service	11	87,657.00	1			1.0 New FTEs to create new Zoning Technician - Salary - Certified funds from DCRA Fine Increase
Committee of the Whole	LOCAL FUND	Department of Consumer and Regulatory Affairs	6000	6010	Default Service	14	22,264.88				1.0 New FTEs to create new Zoning Technician - Fringe - Certified funds from DCRA Fine Increase
Committee of the Whole	LOCAL FUND	Department of Consumer and Regulatory Affairs	2000	2020	Default Service	11	87,657.00	1			1.0 New FTEs to create new Plans Reviewer - Salary - Certified funds from DCRA Fine Increase
Committee of the Whole	LOCAL FUND	Department of Consumer and Regulatory Affairs	2000	2020	Default Service	14	22,264.88				1.0 New FTEs to create new Plans Reviewer - Fringe - Certified funds from DCRA Fine Increase
Committee of the Whole	LOCAL FUND	Department of Consumer and Regulatory Affairs	3000	3050	Default Service	11	-245,964.00	-4			Transfer of 4.0 FTEs (salary) out of Abatement services (10008289, 10008290, 10008291, 10008292)
Committee of the Whole	LOCAL FUND	Department of Consumer and Regulatory Affairs	3000	3050	Default Service	14	-60,507.16				Transfer of 4.0 FTEs (fringe) out of Abatement services (10008289, 10008290, 10008291, 10008292)
Committee of the Whole	LOCAL FUND	Department of Consumer and Regulatory Affairs	4000	3080	Default Service	11	122,982.00	2			Transfer of 4.0 FTEs (fringe) out of Abatement services (10008289, 10008290, 10008291, 10008292)
Committee of the Whole	LOCAL FUND	Department of Consumer and Regulatory Affairs	4000	3080	Default Service	14	30,253.58				Transfer of 2.0 FTEs (fringe) into Residential Inspections - Building Code Inspector (10008289, 10008290)
Committee of the Whole	LOCAL FUND	Department of Consumer and Regulatory Affairs	4000	3095	Default Service	11	122,982.00	2			Transfer of 2.0 FTEs (salary) into Construction Compliance - Housing Code Inspector (10008291, 10008292)
Committee of the Whole	LOCAL FUND	Department of Consumer and Regulatory Affairs	4000	3095	Default Service	14	30,253.58				Transfer of 2.0 FTEs (fringe) into Construction Compliance - Housing Code Inspector (10008291, 10008292)
Committee of the Whole	LOCAL FUND	Office of the District of Columbia Auditor	2000	2010	Default Service	70	74,175.00				Certified Funds from Council Technology Fund - Network Connectivity Improvements - Switch
Committee of the Whole	LOCAL FUND	Pay-As-You-Go Capital Fund	1000	1100	Default Service	50	500,000.00	0	Transfer In		Transfer from T&E to convert \$500,000 of ARCF (Fund 0670) balance to pay-go capital in FY 2018 for (HMRHM) Hazardous Material Remediation - DOEE.
Committee of the Whole	OPERATING INTRA-DISTRICT FUNDS	Office of Contracting and Procurement	1000	1020	Default Service	40	#####				Shift of funds to a new paper agency to reflect purchase card transactions
Committee of the Whole	LOCAL FUND	Office of Planning	3000	3020	Default Service	50	200,000.00		Transfer In		Funding for a competitive grant for federally owned parks - Funding from T&E (COW worksheet said CSG40, but there wasn't that option in this program/activity)
Committee of the Whole	OPERATING INTRA-DISTRICT FUNDS	Purchase Card Program			Default Service		#####				New paper agency to reflect purchase card transactions. Previously housed in Office of Contracting and Procurement 1000/1020/40
Committee of the Whole	LOCAL FUND	Council of the District of Columbia	1000	1101	Default Service	14	-45,000.00		Transfer Out	-45,000.00	Part time employee to implement law 21-240 - Transfer to JPS
Committee of the Whole	LOCAL FUND	Pay-As-You-Go Capital Fund	1000	1100	Default Service	50	5,920,000.00		Transfer In		Theodore Hagans Capital Project - PAYGO from B&E

Council Committee	Appropriated Fund Title	Agency Name	Program	Activity	Service	Comp Source Group	Committee Variance	Committee VarianceFTE	Transfer	Transfer Amount	Comments
Committee of the Whole	LOCAL FUND	Pay-As-You-Go Capital Fund	1000	1100	Default Service	50	200,000.00		Transfer In		Transfer in from B&ED RRFB Capital Project - PAYGO

Council Committee	Appropriated Fund Title	Agency Name	Program	Activity	Service	Comp Source Group	Committee Variance	Committee VarianceFTE	Transfer	Transfer Amount	Comments
Committee on Business and Economic Development	LOCAL FUND	Department of Small and Local Business Development	4000	4030	Default Service	50	120,000.00				Increase current main street budgets by \$10,000
Committee on Business and Economic Development	LOCAL FUND	Department of Small and Local Business Development	4000	4040	Default Service	50	60,000.00				add a member to current Ward 8 team and to Ward 5, NY Ave.
Committee on Business and Economic Development	LOCAL FUND	Department of Small and Local Business Development	4000	4040	Default Service	11	45,000.00	1			New Grants Manager (note real salary is 70,000 which includes \$25,000 from gov ops transfer)
Committee on Business and Economic Development	LOCAL FUND	Department of Small and Local Business Development	4000	4040	Default Service	14	15,330.00				fringe for new grant manager
Committee on Business and Economic Development	LOCAL FUND	Department of For-Hire Vehicles	1000	1040	Default Service	40	-57,829.00				Reduced IT Contract
Committee on Business and Economic Development	LOCAL FUND	Department of For-Hire Vehicles	7000	7020	Default Service	40	-160,000.00				Reduce Outreach and Public Info
Committee on Business and Economic Development	LOCAL FUND	Office of the Deputy Mayor for Planning and Economic Development	1000	1001	Default Service	41	-280,000.00				Reduce DMPED Contract
Committee on Business and Economic Development	LOCAL FUND	Office of the Deputy Mayor for Planning and Economic Development	3000	3020	Default Service	41	-205,200.00				Reduce Corporate Attraction and Retention Services contract
Committee on Business and Economic Development	LOCAL FUND	Office of the Deputy Mayor for Planning and Economic Development	3000	3010	Default Service	41	-61,556.00				Reduce Business Development contract
Committee on Business and Economic Development	LOCAL FUND	Office of the Deputy Mayor for Planning and Economic Development	6000	6020	Default Service	41	-100,000.00				Reduce Appraisals contract
Committee on Business and Economic Development	LOCAL FUND	Office of the Deputy Mayor for Planning and Economic Development	6000	6020	Default Service	41	-50,000.00				Reduce Title Service contract
Committee on Business and Economic Development	LOCAL FUND	Office of the Deputy Mayor for Planning and Economic Development	3000	3040	Default Service	41	-250,000.00				Reduce Int'l Cont Service contract
Committee on Business and Economic Development	LOCAL FUND	Department of Small and Local Business Development	1000		Default Service	41	-900,000.00				Reduce IT
Committee on Business and Economic Development	LOCAL FUND	Office of the Deputy Mayor for Planning and Economic Development	2000	2010	Default Service	40	200,000.00				Specified Funding Allocation pursuant to Council Rule 730 for CNHED Study
Committee on Business and Economic Development	LOCAL FUND	Department of Small and Local Business Development	3000	3060	Default Service	50	100,000.00				New Project in Created in Committee BSA Subtitles
Committee on Business and Economic Development	LOCAL FUND	Department of For-Hire Vehicles	7000		Default Service	50	200,000.00				Increase Transport DC Trips contract to be competitively awarded to a taxicab company
Committee on Business and Economic Development	LOCAL FUND	Department of Small and Local Business Development	3000	3060	Default Service	50	100,000.00				New Project in Created in Committee BSA Subtitles / create grant program for entrepreneurs in Wards 7 & 8
Committee on Business and Economic Development	LOCAL FUND	Department of Small and Local Business Development	4000	4030	Default Service	50	200,000.00				Create a new Georgetown Main Street
Committee on Business and Economic Development					Default Service				Transfer Out	-481,379.00	Transferred to Judiciary Committee to implement L21-0259 (Fair Criminal Record Screening for Housing Act of 2016)
Committee on Business and Economic Development					Default Service				Transfer Out	-1,000,000.00	Transferred to Judiciary Committee to implement Expanding Access to Justice Amendment Act of 2017
Committee on Business and Economic Development					Default Service				Transfer Out	-4,187.00	(Transfer-out) Finance and Revenue (Good Food Market Grocery Bill)
Committee on Business and Economic Development					Default Service				Transfer Out	-50,000.00	Augment Committee Staff
Committee on Business and Economic Development					Default Service				Transfer Out	-50,000.00	(Transfer-out) Committee on Housing (MORCA)
Committee on Business and Economic Development					Default Service				Transfer Out	-250,000.00	Public Accessible Rent Control Housing Clearinghouse Amendment Act of 2017
Committee on Business and Economic Development					Default Service				Transfer Out	-150,000.00	One-time funds for a study in B22-103, the Child Care Study Act of 2017
Committee on Business and Economic Development	LOCAL FUND	Department of Small and Local Business Development	3000	3060	Default Service	11	191,582.00	3	Transfer In		From Labor & Workforce) FTEs to support new Local Business Utilization program and Compliance
Committee on Business and Economic Development	LOCAL FUND	Department of Small and Local Business Development	3000	3060	Default Service	14	32,952.00		Transfer In		associated fringe for 3 fte
Committee on Business and Economic Development	LOCAL FUND	Department of Small and Local Business Development	4000	4040	Default Service	50	60,000.00		Transfer In		For Ward 1 Clean team expansion
Committee on Business and Economic Development	LOCAL FUND	Department of Small and Local Business Development	4000	4040	Default Service	50	100,000.00		Transfer In		For a Ward 4 Clean team: Upper 14th Street
Committee on Business and Economic Development	LOCAL FUND	Department of Small and Local Business Development	4000	4040	Default Service	50	25,000.00		Transfer In		to partially fund a grants manager
Committee on Business and Economic Development	LOCAL FUND	Department of Small and Local Business Development	3000	3060	Default Service	50	500,000.00		Transfer In		\$500,000 to award competitive grants to support the development of two alternative grocery store models in Ward 8.
Committee on Business and Economic Development	LOCAL FUND	Department of Small and Local Business Development	3000	3060	Default Service	50	400,000.00		Transfer In		\$400,000 to award a competitive grant to be used as startup funding for an equitable food business incubator in Ward 8
Committee on Business and Economic Development	LOCAL FUND	Department of Insurance, Securities, and Banking	5000	5080	Default Service	40	200,000.00		Transfer In		\$200,000 for a feasibility study into the establishment of a public bank in the District of Columbia.
Committee on Business and Economic Development	LOCAL FUND	Department of Small and Local Business Development	3000	3060	Default Service	50	250,000.00		Transfer In		New Project in Created in Committee BSA Subtitles / create grant program for entrepreneurs in Wards 7 & 8
Committee on Business and Economic Development					Default Service				Transfer Out	-5,920,000.00	Send to Paygo (from DMPED (EBO) NCRC/AWC Econ Dev Fund Sweep)
Committee on Business and Economic Development					Default Service				Transfer Out	-200,000.00	Send to Paygo - RRFB Capital Project - PAYGO
Committee on Business and Economic Development	LOCAL FUND	Office of the Deputy Mayor for Planning and Economic Development	3000	3010		41	-120,000.00				Reduce Other

Council Committee	Appropriated Fund Title	Agency Name	Program	Activity	Service	Comp Source Group	Committee Variance	Committee VarianceFTE	Transfer	Transfer Amount	Comments
Committee on Education	LOCAL FUND	Office of the State Superintendent of Education	E600	E603	Default Service	50	1,600,000.00				Restoration of Early Literacy Grant funds
Committee on Education	LOCAL FUND	Office of the State Superintendent of Education	E800	E806	Default Service	50	2,000,000.00				Expand slots & more CBOs participating in the Pre-K Enhancement
Committee on Education	LOCAL FUND	Office of the State Superintendent of Education	E600	E605	Default Service	41	100,000.00				Funding for restorative justice programming
Committee on Education	LOCAL FUND				Default Service				Transfer Out	-100,000.00	Transfer to fund literacy based programs District youth incarcerated as adults
Committee on Education	LOCAL FUND	D.C. State Board of Education	SB00	SB01	Default Service	11	60,000.00	1			1.0 FTE & salary increases for existing staff
Committee on Education	LOCAL FUND	D.C. State Board of Education	SB00	SB01	Default Service	14	18,001.00				Associated fringe benefits
Committee on Education	LOCAL FUND	D.C. State Board of Education	SB00	SB02	Default Service	11	37,823.00	0.5			Increase staffing and salary increases for the Office of the Ombudsman
Committee on Education	LOCAL FUND	D.C. State Board of Education	SB00	SB02	Default Service	14	16,310.00				Associated fringe benefits for Office of the Ombudsman positions
Committee on Education	LOCAL FUND	D.C. State Board of Education	SB00	SB03	Default Service	11	37,823.00	0.5			.5 FTE and salary increases for the Office of the Student Advocate
Committee on Education	LOCAL FUND	D.C. State Board of Education	SB00	SB03	Default Service	14	16,310.00				Associated fringe benefits for the Office of the Student Advocate position
Committee on Education	LOCAL FUND				Default Service				Transfer Out	-200,000.00	Feasibility of study for the establishment of DC public bank
Committee on Education	LOCAL FUND	District of Columbia Public Library	L300	L330	Default Service	12	104,662.00	2.5	Transfer In		Transfer from th Committee on Health to fund 2.5 FTE at Capitol View Branch
Committee on Education	LOCAL FUND	District of Columbia Public Library	L300	L330	Default Service	14	26,469.00		Transfer In		Transfer from the Committee on Health to fund fringe for Capitol View branch positions
Committee on Education	LOCAL FUND	District of Columbia Public Library	L300	L330	Default Service	20	5,000.00		Transfer In		Transfer from the Committee on Health for Capitol View Library
Committee on Education	LOCAL FUND	District of Columbia Public Library	L300	L330	Default Service	40	125,567.00		Transfer In		Transfer from the Committee on Health for Capitol View branch
Committee on Education	LOCAL FUND	District of Columbia Public Library	L300	L330	Default Service	12	110,000.00	2	Transfer In		Transfer from the Committee on Finance and Revenue for the West End branch
Committee on Education	LOCAL FUND	District of Columbia Public Library	L300	L330	Default Service	14	26,469.00		Transfer In		Transfer from the Committee on Finance and Revenue for associated fringe benefits for positions at West End branch
Committee on Education	LOCAL FUND	District of Columbia Public Library	L300	L380	Default Service	70	500,000.00		Transfer In		Transfer from the Committee on Transportation & the Environment to fund collections system-wide
Committee on Education	LOCAL FUND	District of Columbia Public Library	L300	L380	Default Service	70	500,000.00		Transfer In		Transfer from the Committee on Transportation & the Environment to fund opening day collections at the Cleveland Park branch
Committee on Education	LOCAL FUND	District of Columbia Public Library	L300	L330	Default Service	12	104,662.00	3	Transfer In		Transfer from the Committee on Transportation & the Environment to fund new positions at the Cleveland Park branch
Committee on Education	LOCAL FUND	District of Columbia Public Library	L300	L330	Default Service	14	26,469.00		Transfer In		Transfer from the Committee on Transportation & the Environment for associated fringe benefits for new positions at Cleveland Park branch
Committee on Education	LOCAL FUND	District of Columbia Public Library	L300	L330	Default Service	20	5,000.00		Transfer In		Transfer from the Committee on Transportation & the Environment for the Cleveland Park branch
Committee on Education	LOCAL FUND	District of Columbia Public Library	L300	L330	Default Service	40	120,896.00		Transfer In		Transfer from the Committee on Transportation & the Environment for the Cleveland Park branch
Committee on Education	LOCAL FUND	District of Columbia Public Library	L300	L380	Default Service	70	450,000.00		Transfer In		Transfer from the Committee on the Judiciary and Public Safety to fund collections system-wide
Committee on Education	LOCAL FUND	District of Columbia Public Library	L300	L320	Default Service	40	200,000.00				Funding for the Oral History Project
Committee on Education	LOCAL FUND	District of Columbia Public Charter Schools	1000	1100	Default Service	50	-2,522,669.00				Reduction to reflect revised special education student projected enrollment

Council Committee	Appropriated Fund Title	Agency Name	Program	Activity	Service	Comp Source Group	Committee Variance	Committee VarianceFTE	Transfer	Transfer Amount	Comments
Committee on Education	LOCAL FUND	Office of the Deputy Mayor for Education	2000	2010	Default Service	50	-300,000.00				Eliminate funding for the My Childcare DC program.
Committee on Education	LOCAL FUND	Non-Public Tuition	1000	100	Default Service	50	-2,000,000.00				Reduction due to historical underspending
Committee on Education	LOCAL FUND	Non-Public Tuition	1000	100	Default Service	40	-5,000.00				Reduction due to historical underspending
Committee on Education	LOCAL FUND	Non-Public Tuition	1000	100	Default Service	70	-20,000.00				Reduction due to local underspending
Committee on Education	LOCAL FUND	Office of the Deputy Mayor for Education	2000	2010	Default Service	11	-571,580.00	-7			Transfer of 7.0 FTE to the Office of the State Superintendent to support the MySchoolDC program
Committee on Education	LOCAL FUND	Office of the Deputy Mayor for Education	2000	2010	Default Service	14	-120,032.00				Transfer of associated fringe benefits for 7.0 FTEs for the MySchoolDC program
Committee on Education	LOCAL FUND	Office of the Deputy Mayor for Education	2000	2010	Default Service	41	-407,721.00				Transfer to the Office of the State Superintendent for the MySchoolDC program
Committee on Education	LOCAL FUND	Office of the State Superintendent of Education	E300	E301	Default Service	11	571,580.00	7			Transfer of 7.0 FTEs from the DME for the MySchoolDC program per the Mayor's errata letter
Committee on Education	LOCAL FUND	Office of the State Superintendent of Education	E300	E301	Default Service	14	120,032.00				Transfer from the Deputy Mayor for Education associated fringe benefits for 7.0 FTE for the MySchoolDC program per the Mayor's errata letter
Committee on Education	LOCAL FUND	Office of the State Superintendent of Education	E300	E301	Default Service	41	407,721.00				Transfer from the Deputy Mayor for Education for the MySchoolDC program per the Mayor's errata letter
Committee on Education	LOCAL FUND	Special Education Transportation	T100	T101	Default Service	40	-30,000.00				Reduction due to historic underspending
Committee on Education	LOCAL FUND	Special Education Transportation	T100	T101	Default Service	41	-25,000.00				Reduction due to historic underspending
Committee on Education	LOCAL FUND	Special Education Transportation	T300	T301	Default Service	41	-5,000.00				Reduction due to historical underspending
Committee on Education	LOCAL FUND	Special Education Transportation	T500	T501	Default Service	20	-2,000.00				Reduction due to historical underspending
Committee on Education	LOCAL FUND	Special Education Transportation	T200	T203	Default Service	11	-91,438.00	-1			delete 1.0 FTE Management Analyst Position
Committee on Education	LOCAL FUND	Special Education Transportation	T200	T203	Default Service	14	-28,346.00				Associated fringe with 1.0 FTE Management Analyst
Committee on Education	LOCAL FUND	Special Education Transportation	T600	T610	Default Service	11	-196,671.00	-4.6			Eliminate 4.6 FTE Bus Attendant positions
Committee on Education	LOCAL FUND	Special Education Transportation	T600	T610	Default Service	14	-61,360.00				Associated fringe benefits for 4.6 bus attendant positions
Committee on Education	LOCAL FUND	Special Education Transportation	T600	T620	Default Service	11	-257,582.00	-7.2			Eliminate 7.2 FTE Bus Attendant positions
Committee on Education	LOCAL FUND	Special Education Transportation	T600	T620	Default Service	14	-80,475.00				Fringe benefits associated with 7.2 FTE reduction
Committee on Education	LOCAL FUND	Special Education Transportation	T600	T630	Default Service	11	-451,602.00	-11.7			Eliminate 11.7 FTE Bus Attendant positions
Committee on Education	LOCAL FUND	Special Education Transportation	T600	T630	Default Service	14	-141,265.00				Fringe benefits associated with 11.7 Bus Attendant positions
Committee on Education	LOCAL FUND	Special Education Transportation	T600	T640	Default Service	11	-107,626.00	-2.7			Eliminate 2.7 FTE Bus Attendant positions
Committee on Education	LOCAL FUND	Special Education Transportation	T600	T640	Default Service	14	-33,508.00				fringe benefits associated with 2.7 FTE positions
Committee on Education	LOCAL FUND	Special Education Transportation	T600	T601	Default Service	11	-36,656.00	-1			Eliminate 1.0 FTE Bus Attendant position
Committee on Education	LOCAL FUND	Special Education Transportation	T600	T620	Default Service	11	-29,021.00	-0.9			Eliminate .9 FTE Secretary position
Committee on Education	LOCAL FUND	Special Education Transportation	T600	T620	Default Service	14	-8,997.00				Fringe benefits for .9 FTE Secretary position
Committee on Education	LOCAL FUND	Special Education Transportation	T600	T601	Default Service	14	-11,363.00				Fringe benefits associated with 1.0 FTE Bus Attendant
Committee on Education	LOCAL FUND	Special Education Transportation	T600	T630	Default Service	11	-44,470.00	-1			Eliminate 1.0 FTE Motor Vehicle Operator
Committee on Education	LOCAL FUND	Special Education Transportation	T600	T630	Default Service	14	-13,786.00				Fringe benefits associated with Motor Vehicle Operator
Committee on Education	LOCAL FUND	Special Education Transportation	T100	T103	Default Service	41	-40,000.00				Reduction due to historic underspending
Committee on Education	LOCAL FUND	Office of the State Superintendent of Education	100F	110F	Default Service	20	-10,000.00				Reduction due to historic underspending
Committee on Education	LOCAL FUND	Office of the State Superintendent of Education	E100	E102	Default Service	40	-10,000.00				Reduction due to historic underspending
Committee on Education	LOCAL FUND	Office of the State Superintendent of Education	E100	E102	Default Service	70	-5,000.00				Reduction due to historic underspending
Committee on Education	LOCAL FUND	Office of the State Superintendent of Education	E200	E201	Default Service	40	-5,000.00				Reduction due to historic underspending
Committee on Education	LOCAL FUND	Office of the State Superintendent of Education	E200	E202	Default Service	41	-150,000.00				Reduction due to historic underspending
Committee on Education	LOCAL FUND	Office of the State Superintendent of Education	E300	E301	Default Service	20	-10,000.00				Reduction due to historic underspending
Committee on Education	LOCAL FUND	Office of the State Superintendent of Education	E300	E305	Default Service	41	-150,000.00				Reduction due to historic underspending
Committee on Education	LOCAL FUND	Office of the State Superintendent of Education	E400	E404	Default Service	41	-20,000.00				Reduction due to historic underspending
Committee on Education	LOCAL FUND	Office of the State Superintendent of Education	E400	E401	Default Service	50	-1,000,000.00				Reduction to reallocate to other programs
Committee on Education	LOCAL FUND	Office of the State Superintendent of Education	E500	E501	Default Service	40	-25,000.00				Reduction due to historic underspending

Council Committee	Appropriated Fund Title	Agency Name	Program	Activity	Service	Comp Source Group	Committee Variance	Committee VarianceFTE	Transfer	Transfer Amount	Comments
Committee on Education	LOCAL FUND	Office of the State Superintendent of Education	E500	E501	Default Service	41	-75,000.00				Reduction due to historic underspending
Committee on Education	LOCAL FUND	Office of the State Superintendent of Education	E500	E501	Default Service	70	-15,000.00				Reduction due to historic underspending
Committee on Education	LOCAL FUND	Office of the State Superintendent of Education	E600	E601	Default Service	50	-1,500,000.00				Reduction due to historic underspending
Committee on Education	LOCAL FUND	Office of the State Superintendent of Education	E600	E607	Default Service	31	-2,000.00				Reduction due to historic underspending
Committee on Education	LOCAL FUND	Office of the State Superintendent of Education	E700	E701	Default Service	40	-20,000.00				Reduction due to historic underspending
Committee on Education	LOCAL FUND	Office of the State Superintendent of Education	E700	E703	Default Service	40	-40,000.00				Reduction due to historic underspending
Committee on Education	LOCAL FUND	Office of the State Superintendent of Education	E700	E703	Default Service	50	-150,000.00				Reduction due to historic underspending
Committee on Education	LOCAL FUND	Office of the State Superintendent of Education	E800	E801	Default Service	70	-10,000.00				Reduction due to historic underspending
Committee on Education	LOCAL FUND	Office of the State Superintendent of Education	E800	E802	Default Service	50	-2,000,000.00				Reduction to fund other programs within public education agencies
Committee on Education	LOCAL FUND	Office of the State Superintendent of Education	E800	E805	Default Service	50	-50,000.00				Reduction due to historic underspending
Committee on Education	LOCAL FUND	Office of the State Superintendent of Education	E800	E804	Default Service	50	150,000.00		Transfer In		Transfer from the Committee on Business and Economic Development to fund the implementation of the Child Care Study Act of 2017
Committee on Education	LOCAL FUND	Office of the State Superintendent of Education	E600	E605	Default Service	50	100,000.00				Community Schools program
Committee on Education	LOCAL FUND	Office of the State Superintendent of Education	E600	E605	Default Service	50	196,086.00				Community Schools program
Committee on Education	LOCAL FUND	District of Columbia Public Schools	S100	ZA10	Default Service	41	3,846,733.00				.5% Increase to the UPSFF to 2%
Committee on Education	LOCAL FUND	District of Columbia Public Schools	S100	ZA10	Default Service	41	2,878,973.00		Transfer In		Transfer from the Committee on Health (\$647,532) and from the Committee on Transportation and the Environment (\$2,231,620) to increase the UPSFF by an additional .38%.
Committee on Education	LOCAL FUND	District of Columbia Public Charter Schools	1000	1100	Default Service	50	3,261,743.00				.5% increase to the UPSFF
Committee on Education	LOCAL FUND	District of Columbia Public Charter Schools	1000	1100	Default Service	50	2,541,979.00		Transfer In		Transfer from the Committee on Health (\$571,578) and from the Committee on Transportation and the Environment (\$1,970,402) to increase the UPSFF by an additional .38%.

Council Committee	Appropriated Fund Title	Agency Name	Program	Activity	Service	Comp Source Group	Committee Variance	Committee VarianceFTE	Transfer	Transfer Amount	Comments
Committee on Finance and Revenue	LOCAL FUND	Office of the Chief Financial Officer	6000	6100	Default Service	11	-61,489.00	-1			Eliminate position 40361 - Administrative Assistant
Committee on Finance and Revenue	LOCAL FUND	Office of the Chief Financial Officer	6000	6100	Default Service	14	-13,712.05				Eliminate position 40361 - Administrative Assistant
Committee on Finance and Revenue	LOCAL FUND	Commission on the Arts and Humanities	2000	2010	Default Service	50	3,760,000.00		Transfer In		Transfer-in from Comm on Transportation to CAH: to award a competitive grant to an existing theatre organization to update or renovate its space to improve its public accessibility and to serve as a community hub.
Committee on Finance and Revenue	LOCAL FUND	Office of the Chief Financial Officer	7000	7500	Default Service	11	-50,000.00				Increased vacancy savings
Committee on Finance and Revenue	LOCAL FUND	Office of the Chief Financial Officer	7000	7200	Default Service	11	-50,000.00				Increased vacancy savings
Committee on Finance and Revenue	LOCAL FUND	Office of the Chief Financial Officer	1000	1020	Default Service	11	-25,000.00				Increased vacancy savings
Committee on Finance and Revenue	LOCAL FUND	Office of the Chief Financial Officer	1000	1060	Default Service	11	-25,000.00				Increased vacancy savings
Committee on Finance and Revenue	LOCAL FUND	Office of the Chief Financial Officer	1000	1090	Default Service	11	-50,000.00				Increased vacancy savings
Committee on Finance and Revenue					Default Service			-1	Transfer Out	-103,874.00	To fund an attorney advisor position
Committee on Finance and Revenue		Office of the Chief Financial Officer			Default Service				Transfer Out	-110,000.00	To fund 2 FTEs at the West End Public Library
Committee on Finance and Revenue	LOCAL FUND	Commission on the Arts and Humanities	4000	4010	Default Service	50	1,240,000.00				Increase Arts Learning and Outreach
Committee on Finance and Revenue	LOCAL FUND	Commission on the Arts and Humanities	2000	2010	Default Service	50	1,240,000.00				Increase Arts Building Communities
Committee on Finance and Revenue	LOCAL FUND	Commission on the Arts and Humanities	2000	2010	Default Service	50	200,000.00				To be directed to a foundation that will preserve and document an African American cemetery located west of Rock Creek Park that is one of the oldest in the city
Committee on Finance and Revenue	LOCAL FUND	Commission on the Arts and Humanities	5000	5010	Default Service	41	20,000.00				Additional funding for overseeing the issuance of additional grants
Committee on Finance and Revenue					Default Service				Transfer Out	103,874.41	To fund 1 attorney advisor
Committee on Finance and Revenue					Default Service				Transfer Out	136,469.00	To fund 2 FTEs for the West End Public Library
Committee on Finance and Revenue	LOCAL FUND	Office of the Chief Financial Officer	5000	5400	Default Service	50	4,187.00		Transfer In		Transfer-in from Comm on Business on Econ & Dev to OCFO: would fund a tax break under Census tract 94 for an existing supermarket in Ward 5. This supermarket is only requesting a reduction in their real property tax. (B21-836)
Committee on Finance and Revenue	LOCAL FUND	Washington Metropolitan Area Transit Authority	DC00	SCHS	Default Service	50	51,000.00		Transfer In		Transfer in from Gov Ops for additional bus to alleviate overcrowding on the D31 bus used by Shepherd Park students going to Deal/Wilson
Committee on Finance and Revenue	LOCAL FUND	Office of the Chief Financial Officer	5000	5400	Default Service	50	2,000.00		Transfer In		Transfer in from J&PS to fund the fiscal effect of the Hill East Community Garden Real Property Tax Relief subtitle
Committee on Finance and Revenue	LOCAL FUND	Office of the Chief Financial Officer	5000	5400	Default Service	50	-4,187.00				Tax Expenditure
Committee on Finance and Revenue	LOCAL FUND	Office of the Chief Financial Officer	5000	5400	Default Service	50	-2,000.00				Tax Expenditure

Council Committee	Appropriated Fund Title	Agency Name	Program	Activity	Service	Comp Source Group	Committee Variance	Committee VarianceFTE	Transfer	Transfer Amount	Comments
Committee on Government Operations	LOCAL FUND	Office of Administrative Hearings	300A	030A	Default Service	14	8,679.00				Fringe for excepted service attorneys switching to legal service pay schedule (CSG 14: 300A/030A); The fringe rate is 18.7%. Position #'s: 00036334, 00037946, 00037949, and 00073637. Recurring
Committee on Government Operations	LOCAL FUND	Office of the Mayor	5000	5004	Default Service	50	25,000.00		Transfer In		Transfer-in from Committee on Health to the Office on African Affairs' - for an African Community Grant Program to support Hepatitis Outreach for African-led organizations; 5000/5004; CSG 50 (One-time).
Committee on Government Operations	LOCAL FUND	Office of the Mayor	5000	5004	Default Service	11	62,241.00	1		0	MOCA (African Affairs) Salary for 1 FTE 5000/5004; CSG 11: Grant Mngmt specialist - Recurring
Committee on Government Operations	LOCAL FUND	Office of the Mayor	5000	5004	Default Service	14	12,759.00			0	MOCA (African Affairs) Fringe for 1 FTE; 5000/5004; CSG 14: Grant mngmt specialist - Recurring
Committee on Government Operations	LOCAL FUND	Office of Administrative Hearings	300A	030A	Default Service	11	46,412.00			0	Switching attorney positions from excepted service to the legal service pay schedule: CSG 11; 300A/030A. It will be a 10% salary increase. Position #'s: 00036334, 00037946, 00037949, and 00073637. Recurring
Committee on Government Operations					Default Service				Transfer Out	-12,275.00	DPR: Increase CSG 11: \$9,742 and CSG 14: \$2,533; towards 1 FTE @ Chevy Chase Rec Ctr-Recreation Specialist - Recurring
Committee on Government Operations	LOCAL FUND	Office of the Chief Technology Officer	2000	2081	Default Service	40	-30,000.00			0	Reduced contract: CSG 40; 2000/2081: Enterprise HR Application Services - Recurring
Committee on Government Operations	LOCAL FUND	Office of the Chief Technology Officer	4000	4020	Default Service	40	-75,000.00			0	Reduce contract: CSG 40; 4000/4020: Government Cloud Services - Recurring
Committee on Government Operations	LOCAL FUND	Office of the Chief Technology Officer	4000	4035	Default Service	40	-75,000.00			0	Reduced contract: CSG 40; 4000/4035 - Citywide IT Operations Monitoring - Recurring
Committee on Government Operations	LOCAL FUND	Office of the Chief Technology Officer	4000	4050	Default Service	40	-50,000.00			0	Reduced Contract: CSG 40; 4000/4050: Citywide IT Operations Monitoring - Recurring
Committee on Government Operations					Default Service				Transfer Out	-51,000.00	Transfer-out to WMATA to add additional pm bus on D31 (\$21,000 annually); W4 bus southbound trip between 7 am and 8 am - (\$30,000 annually); CSG 50; DC00/SCHS
Committee on Government Operations	LOCAL FUND	Office of Veterans' Affairs	2000	2100	Default Service	40	60,000.00			0	Increase transportation for DC Veterans and Homeless Veterans; 2000/2100; CSG 40 (Recurring)
Committee on Government Operations	LOCAL FUND	Office of the Chief Technology Officer	4000	4050	Default Service	41	-25,000.00			0	Reduced contract: CSG 41; 4000/4050: Citywide Messaging - Recurring
Committee on Government Operations	LOCAL FUND	Office of the Chief Technology Officer	4000	4035	Default Service	41	-50,000.00			0	Reduced contract: CSG 41; 4000/4035: Citywide IT Operations Monitoring - Recurring
Committee on Government Operations	LOCAL FUND	Office of the Chief Technology Officer			Default Service					0	
Committee on Government Operations					Default Service				Transfer Out	-125,000.00	Transfer out to Comm on Business & Econ Dev to DSLBD: CSG 50; 4000/4040: for a new Upper 14th Street Clean team and CSG 50; 4000/4040: \$25,000 to partially fund a grants manager.
Committee on Government Operations	LOCAL FUND	Office of the Chief Technology Officer	2000	2085	Default Service	41	-50,000.00			0	Reduce contract; 2000/2085; CSG 41 - Data Transparency and Accountability - Recurring
Committee on Government Operations	LOCAL FUND	Office of the Chief Technology Officer	6000	6010	Default Service	40	-23,366.00			0	Reduce contract; 6000/6010; CSG 40 - IT Servus - Recurring

Council Committee	Appropriated Fund Title	Agency Name	Program	Activity	Service	Comp Source Group	Committee Variance	Committee VarianceFTE	Transfer	Transfer Amount	Comments
Committee on Health	LOCAL FUND	Department of Behavioral Health	5800	5880	Default Service	11	249,269.00	3	Transfer In		Mayor's errata: Transfer in from Judiciary to hire 3 FTEs for the Portal of Entry returning citizens program
Committee on Health	LOCAL FUND	Department of Behavioral Health	5800	5880	Default Service	14	63,564.00		Transfer In		Mayor's errata: Transfer in from Judiciary to hire 3 FTEs (fringe benefits) for the Portal of Entry returning citizens program.
Committee on Health	LOCAL FUND	Department of Behavioral Health	5800	5880	Default Service	40	37,167.00		Transfer In		Mayor's errata: Transfer in from Judiciary to provide returning citizens with mental health assessments, referral services, and case management.
Committee on Health	LOCAL FUND	Office of the Deputy Mayor for Health and Human Services	2000	2010	Default Service	41	-21,390.00		Transfer Out	-21,390.00	Mayor's errata letter: Transfer NPS budget for Safer Stronger DC Community Partnerships Program to Judiciary
Committee on Health	LOCAL FUND	Department of Behavioral Health	1000	1010	Default Service	12	50,649.00				Leave unallocated salary balance to allow DBH to restore the vacant positions it deems most crucial to its operations.
Committee on Health	LOCAL FUND	Department of Behavioral Health	1000	1010	Default Service	14	12,560.95				Leave unallocated fringe balance to allow DBH to restore the vacant positions it deems most crucial to its operations.
Committee on Health	LOCAL FUND	Department of Health	4500	4515	Default Service	11	-69,400.00	-1			Eliminate 1.0 vacant FTE, position 00011580 Sanitarian
Committee on Health	LOCAL FUND	Department of Health	4500	4515	Default Service	14	-14,851.60				Eliminate fringe benefits associated with position 00011580 Sanitarian
Committee on Health	LOCAL FUND	Department of Health	4500	4540	Default Service	11	-76,082.00	-1			Eliminate 1.0 vacant FTEs, position 00091345 Investigator
Committee on Health	LOCAL FUND	Department of Health	4500	4540	Default Service	14	-16,281.55				Eliminate fringe benefits associated with position 00091345 Investigator
Committee on Health	LOCAL FUND	Department of Health	8500	8505	Default Service	11	-239,182.00	-2			Eliminate 2.0 vacant FTEs, position 00077793 Program Manager & 00088904 Program Manager
Committee on Health	LOCAL FUND	Department of Health	8500	8505	Default Service	14	-51,184.94				Eliminate fringe benefits associated with positions 00077793 Program Manager & 00088904 Program Manager
Committee on Health					Default Service				Transfer Out	-50,000.00	Transfer to the Council for Council-wide initiatives
Committee on Health	LOCAL FUND	Department of Health	5000	5100	Default Service	50	101,190.48				Health Professional Recruitment Fund using sweeps of SPR 633 Medicaid Recovery Audit Contractor (\$141.81); SPR 655 SHPDA Admission Fee (\$1,899.19); SPR 661 ICF/IMR Fees and Fines (\$99,329.48)
Committee on Health					Default Service				Transfer Out	-261,698.00	Transfer to the Committee on Education for 2.5 FTEs and the Capitol View Library - Program L300/Activity L330: CSG 12 \$104,662; CSG 14 \$26,469; CSG 20 \$5,000; CSG 40 \$125,567
Committee on Health					Default Service				Transfer Out	-658,664.33	Transfer to the Committee on Education for DCPS Program \$100/Activity ZA10/CSG 41
Committee on Health					Default Service				Transfer Out	-560,265.76	Transfer to the Committee on Education for DC Public Charter Schools Program 1000/Activity 1100/CSG 50
Committee on Health	DEDICATED TAXES	Department of Health Care Finance	5000	5001	F000	50	5,529,858.00				Increase expenditures to reflect new BSA subtitle Medicaid Hospital Outpatient Supplemental Payment
Committee on Health	FEDERAL MEDICAID PAYMENTS	Department of Health Care Finance	5000	5001	FOO	50	12,553,002.00				Increase federal Medicaid payments to reflect new BSA subtitle Medicaid Hospital Outpatient Supplemental Payment
Committee on Health	DEDICATED TAXES	Department of Health Care Finance	5000	5001	F110	50	8,800,000.00				Increase dedicated taxes to reflect new BSA subtitle Medicaid Hospital Inpatient Fee
Committee on Health	FEDERAL MEDICAID PAYMENTS	Department of Health Care Finance	5000	5001	F110	50	20,533,333.33				Increase federal Medicaid payments to reflect new BSA subtitle Medicaid Hospital Inpatient Fee
Committee on Health	LOCAL FUND	Department of Behavioral Health	3800	3810	Default Service	12	-50,649.00	-1			Eliminate 1.0 vacant FTE (temp) position 00000919 MEDICAL OFFICER PSYCH RES

Council Committee	Appropriated Fund Title	Agency Name	Program	Activity	Service	Comp Source Group	Committee Variance	Committee VarianceFTE	Transfer	Transfer Amount	Comments
Committee on Health	LOCAL FUND	Department of Behavioral Health	3800	3810	Default Service	14	-12,560.95				Eliminate fringe benefits associated with position 00000919 MEDICAL OFFICER PSYCH RES (term appointment)
Committee on Health	LOCAL FUND	Department of Behavioral Health	1800	1810	Default Service	11	-81,050.00	-1			Eliminate 1.0 vacant FTE position 00069758 Risk Mgmt Specialist
Committee on Health	LOCAL FUND	Department of Behavioral Health	1800	1810	Default Service	14	-20,100.40				Eliminate fringe benefits associated with position 00069758 Risk Mgmt Specialist
Committee on Health	LOCAL FUND	Department of Behavioral Health	1800	1889	Default Service	11	-252,937.67	-2			Eliminate 2.0 vacant positions: 00073592 Director of Programs (\$147,300.00) & 00004599 Public Information Officer (\$105,637.67)
Committee on Health	LOCAL FUND	Department of Behavioral Health	1800	1889	Default Service	14	-62,728.54				Eliminate fringe benefits associated with position 00073592 Director of Programs (\$36,530.40) & 00004599 Public Information Officer (\$26,198.14)
Committee on Health	LOCAL FUND	Department of Behavioral Health	1000	1088	Default Service	11	-65,709.00	-1			Eliminate 1.0 vacant position 00000049 Billing Services Specialist
Committee on Health	LOCAL FUND	Department of Behavioral Health	1000	1088	Default Service	14	-16,295.83				Eliminate fringe benefits associated with position 00000049 Billing Services Specialist
Committee on Health	LOCAL FUND	Department of Behavioral Health	3800	3810	Default Service	11	-293,016.00	-2			Eliminate 2.0 vacant position 00015146 Nurse Practitioner (\$84,797.00) & 00024148 Supvy. Medical Officer (Psychi) (\$208,219.00)
Committee on Health	LOCAL FUND	Department of Behavioral Health	3800	3810	Default Service	14	-72,667.97				Eliminate fringe benefits associated with 00015146 Nurse Practitioner (\$21,029.66) & 00024148 Supvy. Medical Officer (Psychi) (51,638.31)
Committee on Health	LOCAL FUND	Department of Behavioral Health	3800	3815	Default Service	11	-144,882.40	-2			Eliminate 2.0 vacant position 00011423 Facilities Systems Specialist (\$90,428.00) & 00045796 Climate Control Maint Mechanic (\$54,454.40)
Committee on Health	LOCAL FUND	Department of Behavioral Health	3800	3815	Default Service	14	-35,930.83				Eliminate fringe benefits associated with 00011423 Facilities Systems Specialist (\$22,426.14) & 00045796 Climate Control Maint Mechanic (\$13,504.69)
Committee on Health	LOCAL FUND	Department of Behavioral Health	3800	3820	Default Service	11	-33,027.00	-1			Eliminate 1.0 vacant position 00003706 CASHIER
Committee on Health	LOCAL FUND	Department of Behavioral Health	3800	3820	Default Service	14	-8,190.70				Eliminate fringe benefits associated with 00003706 CASHIER
Committee on Health	LOCAL FUND	Department of Behavioral Health	3800	3830	Default Service	11	-76,922.68	-2			Eliminate 2.0 vacant positions 00016563 HOUSEKEEPING AIDE (\$35,027.20) & 00021763 HOUSEKEEPING AIDE (\$41,895.48)
Committee on Health	LOCAL FUND	Department of Behavioral Health	3800	3830	Default Service	14	-19,076.83				Eliminate fringe benefits associated with 00016563 HOUSEKEEPING AIDE (\$8,686.75) & 00021763 HOUSEKEEPING AIDE (\$10,390.08)
Committee on Health	LOCAL FUND	Department of Behavioral Health	3800	3845	Default Service	11	-386,549.86	-5			Eliminate 5.0 vacant positions: 00002617 CLERK TYPING (\$34,413.00); 00003213 SUPERVISORY PSYCHIATRIC NURSE (\$77,993.66); 00015490 PYSCHIATRIC NURSE (\$68,806.00); 00045791 SUPERVISORY PSYCHIATRIC NURSE (\$112,455.40); 00046650 Program Analyst (\$92,881.80)
Committee on Health	LOCAL FUND	Department of Behavioral Health	3800	3845	Default Service	14	-95,864.37				Eliminate fringe benefits for 00002617 CLERK TYPING (\$19,342.43); 00003213 SUPERVISORY PSYCHIATRIC NURSE (\$77,993.66); 00015490 PYSCHIATRIC NURSE (\$17,063.89); 00045791 SUPERVISORY PSYCHIATRIC NURSE (\$27,888.94); 00046650 Program Analyst (\$23,034.69)
Committee on Health	LOCAL FUND	Department of Behavioral Health	3800	3875	Default Service	11	-122,750.25	-1			Eliminate 1.0 vacant position 00045685 Chief of Staff
Committee on Health	LOCAL FUND	Department of Behavioral Health	6900	6933	Default Service	11	-76,082.00	-1			Eliminate 1.0 vacant position 00020417 Residential Clinical Coord
Committee on Health	LOCAL FUND	Department of Behavioral Health	3800	3850	Default Service	14	-9,316.07				Eliminate fringe benefits associated with 00024681 FOOD SERVICE WORKER

Council Committee	Appropriated Fund Title	Agency Name	Program	Activity	Service	Comp Source Group	Committee Variance	Committee VarianceFTE	Transfer	Transfer Amount	Comments
Committee on Health	LOCAL FUND	Department of Behavioral Health	5800	5880	Default Service	14	-18,868.34				Eliminate fringe benefits associated with 00000666 Forensic Mental Health Coord
Committee on Health	LOCAL FUND	Department of Behavioral Health	5800	5840	Default Service	14	-23,756.17				Eliminate fringe benefits associated with 00046401 Performance Improve Advisor
Committee on Health	LOCAL FUND	Department of Behavioral Health	5800	5870	Default Service	11	-76,082.00	-1			Eliminate 1.0 vacant position 00021039 Clinical Care Coordinator
Committee on Health	LOCAL FUND	Department of Behavioral Health	3800	3875	Default Service	14	-30,442.06				Eliminate fringe benefits associated with 00045685 Chief of Staff
Committee on Health	LOCAL FUND	Department of Behavioral Health	5900	5911	Default Service	14	-74,224.06				Eliminate fringe benefits associated with 00002981 Director of Organizational Dev (\$29,565.70); 00024637 Info Technology Proj Mgr (\$25,790.02); 00077235 Senior Research Analyst (\$18,868.34)
Committee on Health	LOCAL FUND	Department of Behavioral Health	3800	3850	Default Service	11	-37,564.80	-1			Eliminate 1.0 vacant position 00024681 FOOD SERVICE WORKER
Committee on Health	LOCAL FUND	Department of Behavioral Health	5800	5831	Default Service	11	-135,358.00	-2			Eliminate 2.0 vacant position 00009414 Community Support Worker (\$61,491.00) & 00015593 SOCIAL WORKER (\$73,867.00)
Committee on Health	LOCAL FUND	Department of Behavioral Health	5800	5840	Default Service	11	-95,791.00	-1			Eliminate 1.0 vacant position 00046401 Performance Improve Advisor
Committee on Health	LOCAL FUND	Department of Behavioral Health	5800	5880	Default Service	11	-76,082.00	-1			Eliminate 1.0 vacant position 00000666 Forensic Mental Health Coord
Committee on Health	LOCAL FUND	Department of Behavioral Health	5800	5870	Default Service	14	-18,868.34				Eliminate fringe benefits associated with 00021039 Clinical Care Coordinator
Committee on Health	LOCAL FUND	Department of Behavioral Health	5900	5911	Default Service	11	-299,290.52	-3			Eliminate 3.0 vacant positions 00002981 Director of Organizational Dev (\$119,216.52); 00024637 Info Technology Proj Mgr (\$103,992.00); 00077235 Senior Research Analyst (\$76,082.00)
Committee on Health	LOCAL FUND	Department of Behavioral Health	6900	6912	Default Service	14	-21,029.66				Eliminate fringe benefits associated with 00082673 SOCIAL WORKER
Committee on Health	LOCAL FUND	Department of Behavioral Health	6900	6912	Default Service	11	-84,797.00	-1			Eliminate 1.0 vacant position 00082673 SOCIAL WORKER
Committee on Health	LOCAL FUND	Department of Behavioral Health	5800	5831	Default Service	14	-33,568.79				Eliminate fringe benefits associated with 00009414 Community Support Worker (\$15,249.77) & 00015593 SOCIAL WORKER (\$18,319.02)
Committee on Health	LOCAL FUND	Department of Behavioral Health	6900	6933	Default Service	14	-18,868.34				Eliminate fringe benefits associated with 00020417 Residential Clinical Coord
Committee on Health	LOCAL FUND	Department of Behavioral Health	3800	3845	Default Service	15	-400,000.00				The Committee sets the proposed budget at \$1,613,839--a 179% enhancement over FY17 approved.
Committee on Health	LOCAL FUND	Department of Health	1000	1030	Default Service	34	-97,071.00				Align the agency's security budget with DGS's cost estimate
Committee on Health	LOCAL FUND	Department of Health	1000	1030	Default Service	35	-24,924.00				Align the agency's occupancy cost budget with DGS's cost estimate
Committee on Health	LOCAL FUND	Department of Behavioral Health	3800	3880	Default Service	11	-149,649.00	-2			Eliminate 2.0 vacant positions
Committee on Health	LOCAL FUND	Department of Behavioral Health	5800	5810	Default Service	11	-197,078.00	-1			Eliminate 1.0 vacant position 00002378 Supv Medical Officer Psych
Committee on Health	LOCAL FUND	Department of Behavioral Health	3800	3880	Default Service	14	-37,112.95				Eliminate fringe benefits associated with 00000560 Supervisory Clinical Psychologist (\$26,634.95) & 00010280 Recovery Advocate (\$10,478.00)
Committee on Health	LOCAL FUND	Department of Behavioral Health	5800	5810	Default Service	14	-48,875.34				Eliminate fringe benefits associated with 00002378 Supv Medical Officer Psych
Committee on Health	LOCAL FUND	Department of Behavioral Health	1000	1010	Default Service	11	656,093.56				Leave unallocated salary balance to allow DBH to restore the vacant positions it deems most crucial to its operations.

Council Committee	Appropriated Fund Title	Agency Name	Program	Activity	Service	Comp Source Group	Committee Variance	Committee VarianceFTE	Transfer	Transfer Amount	Comments
Committee on Health	LOCAL FUND	Department of Behavioral Health	1000	1010	Default Service	14	162,711.21				Leave unallocated fringe balance to allow DBH to restore the vacant positions it deems most crucial to its operations.
Committee on Health	LOCAL FUND	Department of Behavioral Health	5800	5830	Default Service	50	2,931,600.00				MHRS/ASARS rate increases for behavioral health providers
Committee on Health	LOCAL FUND	Department of Health	8500	8506	Default Service	50	41,219.00				Support a grant for a program to support teen peer sexual health educators - paid for with SPR 631 Medicaid Collections-3rd Party Liability fund sweep
Committee on Health					Default Service				Transfer Out	-250,000.00	Transfer to Business and Economic Development for a micro-grant program w/ awards b/w \$1k-\$10k to Ward 7 or 8 residents and business. Paid for with SPR 631 Medicaid Collections-3rd Party Liability (\$154,076.67); SPR 661 ICF/MR Fees & Fines (\$95,923.33)
Committee on Health					Default Service				Transfer Out	-25,000.00	Transfer to the Committee on Government Operations for the African Community Grant Program to support hepatitis outreach for African-led organizations. Paid for w/ SPR 655 SHPDA Admission Fee (\$19,469) & SPR 661 ICF/MR Fees & Fines
Committee on Health	LOCAL FUND	Department of Health Care Finance	1000	1020	Default Service	50	600,000.00				Support a new BSA subtitle: Department of Health Care Finance Grant-Making Amendment Act of 2017 - paid for with supplemental budget (\$200k) & SPR 631 Medicaid Collections-3rd Party Liability sweep (\$400k)
Committee on Health	LOCAL FUND	Department of Health	8200	8260	Default Service	50	60,000.00		Transfer In		Transfer in from Transportation & Environment to fund vital records fee waiver for birth certificates for people experiencing homelessness established by FY 2017 BSA (Title V, Subtitle Q)
Committee on Health	LOCAL FUND	Department of Health	8500	8514	Default Service	50	300,000.00		Transfer In		Transfer in from Transportation & the Environment to support in-home meal delivery services
Committee on Health	LOCAL FUND	Office of the Deputy Mayor for Health and Human Services	1000	1090	Default Service	11	-472,853.00		-6 Transfer Out	-472,853.00	Mayor's errata letter: Transfer Safer Stronger DC Community Partnerships' 6 FTEs to Judiciary: Special Assistant (\$48,693); 4x Outreach and Service Specialists (\$79,077; \$72,258; \$70,345; \$79,077); Program Manager (\$123,403)
Committee on Health	LOCAL FUND	Office of the Deputy Mayor for Health and Human Services	1000	1090	Default Service	14	-91,589.45		Transfer Out	-91,589.45	Mayor's errata letter: Transfer fringe benefits for 6 FTEs in Safer Stronger DC Community Partnerships Programs to Judiciary: Special Assistant (\$ 9,787); 4x Outreach and Service Specialists (\$15,894; \$14,524; \$14,139; \$15,894); Program Manager (\$21,350)
Committee on Health	LOCAL FUND	Department of Behavioral Health	3800	3815	Default Service	30	-299,980.00			0	The agency underspent 65.5% of their FY16 budget & Mayor's proposed budget is 43% higher than this. Committee sets FY18 budget to 115% of FY16 expenditures.
Committee on Health	LOCAL FUND	Department of Behavioral Health	1000	1030	Default Service	32	-139,785.00			0	As of April 2017 the agency had only spent 43% of FY17 appropriation. Proposed budget is a 13% increase. Committee sets FY18 budget to 6% increase over FY17.
Committee on Health	LOCAL FUND	Department of Behavioral Health	1000	1030	Default Service	35	-68,077.00			0	FY18 proposed budget is a 895.6% increase. As of Apr 17, DBH had spent 6.4% of FY17 budget and doesn't plan on expanding into new space in FY18. Committee recommends a FY18 budget that is 23.5% above FY16 expenditures.

Council Committee	Appropriated Fund Title	Agency Name	Program	Activity	Service	Comp Source Group	Committee Variance	Committee VarianceFTE	Transfer	Transfer Amount	Comments
Committee on Health	LOCAL FUND	Department of Health	1000	1030	Default Service	30	-137,790.00				In FY16 DOH underspent 44% of budget authority. FY18 proposed buget is a 67% over FY16 expenditures. DOH's proposed CSG 30 budget is \$15k greater than DGS estimate. Committee recommends FY18 budget of 120% of FY16 expenditures or 242% of FY17 YTD .
Committee on Health	LOCAL FUND	Department of Health	1000	1040	Default Service	30	-13,862.00				The FY18 proposed budget is a 76% increase. As of Apr '17 DOH had only spent 36% of FY17 budget. Committee recommends FY18 budget that is 120% of FY16 expenditures or 260% of FY17 YTD expenditures.
Committee on Health	LOCAL FUND	Department of Health	1000	1030	Default Service	32	-494,400.00				Update budget to reflect DGS's estimate of DOS's FY18 agency-wide rental costs: \$13,006,547
Committee on Health	LOCAL FUND	Department of Health Care Finance	1000	1030	Default Service	30	-40,000.00				DHCF underspent in FY17 but FY18 proposed budget is 9.2% enhancement. DHCF's proposed budget also \$8,562 higher than DGS estimate. Committee proposes a FY18 budget that is a 24.9% increase over FY16 expenditures or 2.5x FY17 YTD expenditures.
Committee on Health	LOCAL FUND	Department of Health Care Finance	1000	1030	Default Service	35	-170,000.00				FY18 proposed budget is a 32% increase over FY17 & a 91% increase over FY16 expenditures. DHCF isn't planning on expanding its footprint in FY18. DHCF has underspent FY17 budget YTD. Committee recommends FY18 budget that is 8.6% above FY16 actual.

Council Committee	Appropriated Fund Title	Agency Name	Program	Activity	Service	Comp Source Group	Committee Variance	Committee VarianceFTE	Transfer	Transfer Amount	Comments
Committee on Housing and Neighborhood Revitalization	LOCAL FUND	Advisory Neighborhood Commissions	1000	1085	Default Service	11	70,345.00	1	Transfer In		Transfer in from COW to fund 1 FTE reprogrammed in FY17 for review of quarterly financial reports
Committee on Housing and Neighborhood Revitalization	LOCAL FUND	Advisory Neighborhood Commissions	1000	1085	Default Service	14	15,053.83		Transfer In		Transfer in from COW to fund 1 FTE reprogrammed in FY17 for review of quarterly financial reports
Committee on Housing and Neighborhood Revitalization	LOCAL FUND	Advisory Neighborhood Commissions	1000	1085	Default Service	41	7,600.00		Transfer In		Transfer in from COW for review of quarterly financial reports
Committee on Housing and Neighborhood Revitalization	LOCAL FUND	Office of the Mayor	5000	5008	Default Service	11	158,550.00	2	Transfer In		Transfer in from T&E for 2 case managers that will conduct holistic assessments, create transition plans, and follow up on referrals made on behalf of returning citizens
Committee on Housing and Neighborhood Revitalization	LOCAL FUND	Office of the Mayor	5000	5008	Default Service	14	40,430.00		Transfer In		Transfer in from T&E for 2 case managers
Committee on Housing and Neighborhood Revitalization	LOCAL FUND	Office of the Mayor	5000	5008	Default Service	20	1,020.00		Transfer In		Transfer in from T&E to fund case management
Committee on Housing and Neighborhood Revitalization	LOCAL FUND	Office of the Mayor	5000	5008	Default Service	40	50,000.00		Transfer In		Transfer in from T&E to fund the next phases of a strategic plan being developed in partnership with the Council for Court Excellence
Committee on Housing and Neighborhood Revitalization	LOCAL FUND	Office of the Tenant Advocate	1000	1087	Default Service	41	250,000.00		Transfer In		Transfer in from B&ED to fund the Rent Control Housing Clearinghouse.
Committee on Housing and Neighborhood Revitalization	LOCAL FUND	D.C. Office on Aging	9400	9490	Default Service	50	128,299.00				To fund an intergenerational program and senior stipends
Committee on Housing and Neighborhood Revitalization	LOCAL FUND	Office of the Tenant Advocate	3000	3015	Default Service	11	83,500.00	1	Transfer In		Transfer in from T&E for 1 attorney advisor that will assist tenants in Landlord and Tenant Court
Committee on Housing and Neighborhood Revitalization	LOCAL FUND	Office of the Tenant Advocate	3000	3015	Default Service	14	20,374.00		Transfer In		Transfer in from T&E for 1 attorney advisor
Committee on Housing and Neighborhood Revitalization	LOCAL FUND	Office of the Tenant Advocate	1000	1090	Default Service	11	72,033.64	1	Transfer In		Transfer in from T&E for 1 program analyst (economist) that will analyze the District's housing market and enable the OTA to make data-driven recommendations
Committee on Housing and Neighborhood Revitalization	LOCAL FUND	Office of the Tenant Advocate	1000	1090	Default Service	14	17,576.21		Transfer In		Transfer in from T&E for 1 program analyst (economist)
Committee on Housing and Neighborhood Revitalization	LOCAL FUND	Office of the Tenant Advocate	1000	1040	Default Service	11	38,775.04		Transfer In		Transfer in from T&E to increase the salary for existing IT Specialist position. The IT Specialist will manage development of a rent control database and support the OTA's education and outreach mission by preparing public communications materials.
Committee on Housing and Neighborhood Revitalization	LOCAL FUND	Office of the Tenant Advocate	1000	1040	Default Service	14	9,461.11		Transfer In		Transfer in from T&E to increase fringe for existing IT Specialist position
Committee on Housing and Neighborhood Revitalization	LOCAL FUND	Office of the Tenant Advocate	3000	3015	Default Service	11	83,500.00	1	Transfer In		Transfer in from F&R for 1 attorney advisor
Committee on Housing and Neighborhood Revitalization	LOCAL FUND	Office of the Tenant Advocate	3000	3015	Default Service	14	20,374.00		Transfer In		Transfer in from F&R for 1 attorney advisor
Committee on Housing and Neighborhood Revitalization	LOCAL FUND	Office of the Mayor	5000	5008	Default Service	40	50,000.00		Transfer In		Transfer in from B&ED to fund the next phases of a strategic plan being developed in partnership with the Council for Court Excellence
Committee on Housing and Neighborhood Revitalization	LOCAL FUND	D.C. Office on Aging	9400	9430	Default Service	50	500,000.00		Transfer In		Transfer in from T&E to fund Alzheimer's support programs
Committee on Housing and Neighborhood Revitalization	LOCAL FUND	D.C. Office on Aging	9400	9430	Default Service	50	208,000.00		Transfer In		Transfer in from T&E to fund social work case management services
Committee on Housing and Neighborhood Revitalization	LOCAL FUND	D.C. Office on Aging	9400	9430	Default Service	50	100,000.00		Transfer In		Transfer in from T&E to fund helpline program information and referrals
Committee on Housing and Neighborhood Revitalization	LOCAL FUND	Office of the Tenant Advocate	1000	1087	Default Service	41	250,000.00				To fund the Rent Control Housing Clearinghouse

Council Committee	Appropriated Fund Title	Agency Name	Program	Activity	Service	Comp Source Group	Committee Variance	Committee VarianceFTE	Transfer	Transfer Amount	Comments
Committee on Human Services	LOCAL FUND	Department of Human Services	2000	2030	CM06	11	269,676.00	4	Transfer In		Mayor's errata: Transfer from Judiciary to provide 4 FTEs for the Portal of Entry returning citizens program
Committee on Human Services	LOCAL FUND	Department of Human Services	2000	2030	CM06	14	68,767.00		Transfer In		Mayor's errata: Transfer in from Judiciary to hire 4 FTEs (fringe benefits) for the Portal of Entry returning citizens program
Committee on Human Services	LOCAL FUND	Department of Human Services	2000	2030	CM06	20	3,000.00		Transfer In		Mayor's errata: Transfer in from Judiciary to provide enrollment and eligibility services, SNAP employment, and training to the Portal of Entry returning citizens program
Committee on Human Services	LOCAL FUND	Department of Human Services	2000	2030	CM06	40	30,000.00		Transfer In		Mayor's errata: Transfer in from Judiciary to provide enrollment and eligibility services, SNAP employment, and training to the Portal of Entry returning citizens program
Committee on Human Services	LOCAL FUND	Department of Human Services	2000	2030	CM06	50	122,556.00		Transfer In		Mayor's errata: Transfer in from Judiciary to provide enrollment and eligibility services, SNAP employment, and training to the Portal of Entry returning citizens program
Committee on Human Services	LOCAL FUND	Department of Human Services	2000	2030	CM06	70	6,000.00		Transfer In		Mayor's errata: Transfer in from Judiciary to provide enrollment and eligibility services, SNAP employment, and training to the Portal of Entry returning citizens program
Committee on Human Services	LOCAL FUND	Department of Human Services	5000	5022	YTLI	50	50,000.00				ICH Youth Plan - 1.2 transitional housing slots for youth experiencing homelessness
Committee on Human Services	LOCAL FUND	Department of Human Services	5000	5037	HC78	11	-42,250.00	-1			Eliminate 1.0 vacant positions: 00090737 Social Service Assistant
Committee on Human Services	LOCAL FUND	Department of Human Services	5000	5037	HC78	14	-10,773.75				Eliminate fringe benefits associated with position 00090737 Social Service Assistant
Committee on Human Services	LOCAL FUND	Child and Family Services Agency	8000	8010	Default Service	50	500,000.00				Rapid housing vouchers for young adults who have aged out of foster care
Committee on Human Services	LOCAL FUND	Child and Family Services Agency	3000	3087	Default Service	50	223,153.00				Increase sole source contract to Safe Shores using sweep of SSI Payback Fund (SPR)
Committee on Human Services	LOCAL FUND	Department of Youth Rehabilitation Services	9000	9040	Default Service	15	-586,083.00				Set FY18 enhancement to \$424,208 (or 116%) of FY17 approved budget.
Committee on Human Services	LOCAL FUND	Department of Human Services	5000	5039	HC77	34	722,238.00				Restore funding to CSG 34 in response to new info from DHS. Sets budget to DGS's expected DHS agency-wide FY18 security need: \$4,420,014. This is \$424,413 below what DHS had budgeted in FY18 proposed
Committee on Human Services	LOCAL FUND	Department of Human Services	5000	5037	HC60	11	-119,590.00	-1			Eliminate 1.0 vacant FTE, position 10007777
Committee on Human Services	LOCAL FUND	Department of Human Services	5000	5037	HC60	14	-30,495.45				Eliminate fringe benefits associated with position 10007777
Committee on Human Services	LOCAL FUND	Department of Human Services	5000	5037	HC73	11	-70,345.00	-1			Eliminate 1.0 vacant FTE, position 10007779 Program Analyst
Committee on Human Services	LOCAL FUND	Department of Human Services	5000	5037	HC73	14	-17,937.00				Eliminate fringe benefits associated with position 10007779 Program Analyst
Committee on Human Services	LOCAL FUND	Child and Family Services Agency	100F	120F	Default Service	11	-156,376.00	-3			Eliminate 3 vacant FTEs: 00001148 ACCOUNTS PAYABLE TECH (\$52,669), 00027139 Payroll Speciali (\$52,668), 00031604 ACCOUNTS PYABLE TECH (51,039)
Committee on Human Services	LOCAL FUND	Child and Family Services Agency	100F	120F	Default Service	14	-37,843.00				Eliminate fringe benefits for 00001148 ACCOUNTS PAYABLE TECH (\$12,745), 00027139 Payroll Speciali(\$12,746), 00031604 ACCOUNTS PAYABLE TEC (\$12,351)

Council Committee	Appropriated Fund Title	Agency Name	Program	Activity	Service	Comp Source Group	Committee Variance	Committee VarianceFTE	Transfer	Transfer Amount	Comments
Committee on Human Services	LOCAL FUND	Child and Family Services Agency	2000	2030	Default Service	11	-34,413.00	-1			Eliminate 1 vacant FTE 00032748 Clerical Assistant
Committee on Human Services	LOCAL FUND	Child and Family Services Agency	2000	2030	Default Service	14	-8,327.95	0			Eliminate fringe benefits associated with 00032748 Clerical Assistant
Committee on Human Services	LOCAL FUND	Department of Human Services	1000	1010	D108	40	-60,000.00				The Committee's recommended FY18 budget is 420% greater than the FY17 approved budget.
Committee on Human Services	LOCAL FUND	Department of Human Services	1000	1060	G100	40	-7,500.00				The Committee's recommended budget is a 47% enhancement over the FY17 approved budget.
Committee on Human Services	LOCAL FUND	Department of Human Services	2000	2040	E142	70	-5,000.00				No funds have been expended for FY17 YTD, and in FY16 the agency underspent in this line item by 56%. The Committee's recommended FY18 budget is 154% above FY16 expenditures.
Committee on Human Services	LOCAL FUND	Department of Human Services	2000	2040	E115	20	-5,608.00				The Committee recommends setting the FY18 budget for this line item at 108% of FY16 expenditures.
Committee on Human Services	LOCAL FUND	Department of Human Services	1000	1040	S102	40	-2,500.00				In FY16 the agency underspent 60.4% of its budget authority, spending only \$1,980. As of April 2017, the agency had only spent \$1,575 of its FY18 budget authority. Committee recommends an FY18 budget of \$5,500.
Committee on Human Services	LOCAL FUND	Department of Human Services	2000	2040	Default Service	11	-88,841.00	-1			Eliminate 1 vacant FTE, position 10007568 Revenue Maximization Analyst
Committee on Human Services	LOCAL FUND	Department of Human Services	2000	2040	Default Service	14	-22,654.46				Eliminate fringe benefits associated with position 10007568 Revenue Maximization Analyst
Committee on Human Services	LOCAL FUND	Department of Human Services	5000	5037	HC91	12	-103,991.00	-1			Eliminate 1.0 vacant FTE, position 10007571 Supvy Vocational Development Specialist (term)
Committee on Human Services	LOCAL FUND	Department of Human Services	5000	5037	HC91	14	-26,517.71				Eliminate fringe benefits associated with position 10007571 Supvy Vocational Development Specialist (term)
Committee on Human Services	LOCAL FUND	Department of Human Services	5000	5037	HC78	12	-67,419.00	-1			Eliminate 1.0 vacant (term) FTEs, position 10007563 Program Analyst
Committee on Human Services	LOCAL FUND	Department of Human Services	5000	5037	HC78	14	-17,191.85				Eliminate fringe benefits associated with 10007563 Program Analyst
Committee on Human Services	LOCAL FUND	Child and Family Services Agency	1000	1090	Default Service	50	-5,000.00				The budget for this line item has remained flat since FY16 despite a trend in underspending. The agency did not expend any money in this line item in FY16 or mid-way through FY17. The Committee recommends zeroing out this line item.
Committee on Human Services	LOCAL FUND	Department on Disability Services	6000	6080	CR83	11	-42,250.00	-1			Eliminate 1 vacant FTEs : Position 30287 Program Support Assistant (OA)
Committee on Human Services	LOCAL FUND	Department on Disability Services	6000	6080	CR83	14	-9,886.50				Eliminate fringe benefits associated with positions 30287 Program Support Assistant (OA)
Committee on Human Services	LOCAL FUND	Department on Disability Services	1000	1030	MPM1	31	-33,551.00				
Committee on Human Services	LOCAL FUND	Department on Disability Services	6000	6035	SP30	31	-27,079.00				
Committee on Human Services	LOCAL FUND	Child and Family Services Agency	7000	7020	Default Service	50	250,000.00				Tutoring services
Committee on Human Services	LOCAL FUND	Department of Human Services	2000	2021	CA18	50	2,200,000.00				Temporary Assistance for Needy Families (TANF) preferred working group option (BSA Subtitle)
Committee on Human Services	LOCAL FUND	Department of Human Services	5000	5038	HC16	50	1,017,719.00				84 units of Targeted Affordable Housing (TAH) for individuals
Committee on Human Services	LOCAL FUND	Department of Human Services	5000	5038	YHCB	50	688,000.00				ICH Youth Plan - 10 youth shelter beds for youth under age 18 (\$630,000) & 2 youth shelter beds for youth ages 18-24 (\$58,000)

Council Committee	Appropriated Fund Title	Agency Name	Program	Activity	Service	Comp Source Group	Committee Variance	Committee VarianceFTE	Transfer	Transfer Amount	Comments
Committee on Human Services	LOCAL FUND	Department of Human Services	5000	5022	YPDR	50	504,000.00				0 ICH Youth Plan - 42 aftercare slots for youth reunifying with family after running away or otherwise experiencing homelessness using sweep of SSI Payback Fund (SPR)
Committee on Human Services	LOCAL FUND	Department of Human Services	5000	5022	YTLI	50	160,000.00				0 ICH Youth Plan - 3.8 transitional housing slots for youth experiencing homelessness
Committee on Human Services	LOCAL FUND	Department of Human Services	5000	5022	YSHC	50	162,000.00				0 ICH Youth Plan - 6 Permanent Supportive Housing (PSH) units for youth experiencing homelessness
Committee on Human Services	LOCAL FUND				Default Service				Transfer Out	-60,000.00	0 Create 2.0 FTEs for Ward 1 Clean Team
Committee on Human Services	LOCAL FUND	Department of Human Services	5000	5020	DV10	50	81,575.00				0 Funds for contract to provide housing coordinator services at Virginia Williams for serving domestic violence survivors
Committee on Human Services	LOCAL FUND	Department of Human Services	2000	2040	Default Service	11	225,265.00		3		0 3.0 new FTEs at service centers for DC Healthcare Alliance recertification
Committee on Human Services	LOCAL FUND	Department of Human Services	2000	2040	Default Service	14	57,443.00				0 Fringe benefits for 3.0 new FTEs for DC Healthcare Alliance recertification
Committee on Human Services	LOCAL FUND	Department of Youth Rehabilitation Services	9000	9040	Default Service	50	131,382.00				0 Funding for Title VI of the Comprehensive Youth Justice Amendment Act of 2016 (DC Code Sec 16-2320(d)(1) and (2)).
Committee on Human Services	LOCAL FUND	Department of Human Services	5000	5038	HC61	50	1,785,534.00				0 112 units of Permanent Supportive Housing (PSH) for individuals experiencing homelessness
Committee on Human Services	LOCAL FUND	Child and Family Services Agency	3000	3087	Default Service	50	26,847.00				0 Increase sole source contract to Safe Shores
Committee on Human Services	LOCAL FUND	Child and Family Services Agency	1000	1070	Default Service	40	-111,081.00				0
Committee on Human Services	LOCAL FUND	Department of Human Services	5000	5039	HC77	30	-460,646.00				0 Update agency budget to reflect DGS's estimate of DHS's agency-wide FY18 energy costs: \$626,538
Committee on Human Services	LOCAL FUND	Department of Human Services	1000	1040	S102	32	-424,413.00				0 Update budget to reflect DGS's estimate of DHS's agency-wide FY18 rental costs: \$24,024,212
Committee on Human Services	LOCAL FUND	Department of Human Services	5000	5039	HC77	34	-991,736.00				0 Set FY18 budget to 330.4% of FY17 YTD spending
Committee on Human Services	LOCAL FUND	Department of Human Services	2000	2040	E115	35	-665,000.00				0 The Committee recommends a 10% enhancement to the FY17 budget. There is no programmatic explanation for the 264% enhancement in the Mayor's proposed budget.
Committee on Human Services	LOCAL FUND	Department of Human Services	5000	5039	HC41	35	-641,553.00				0 The Committee recommends an FY17 budget of \$1,550,000 or 245% of FY17 YTD spending.
Committee on Human Services	LOCAL FUND	Department of Human Services	1000	1040	S102	40	-134,314.00				0
Committee on Human Services	LOCAL FUND	Department of Human Services	100F	110F	BUDG	40	-57,442.00				0
Committee on Human Services	LOCAL FUND	Department of Human Services	100F	110F	BUDG	41	-40,000.00				0
Committee on Human Services	LOCAL FUND	Department of Human Services	100F	140F	AFOF	20	-31,040.00				0
Committee on Human Services	LOCAL FUND	Department of Human Services	1000	1055	C100	31	-183,069.00				0 Certified reduction
Committee on Human Services	LOCAL FUND	Department of Human Services	1000	1040	S102	31	-102,231.00				0
Committee on Human Services	LOCAL FUND	Department of Human Services	1000	1060	G100	11	-107,567.00		-1		0 Eliminate 1.0 vacant FTE, position 00041762 Attorney Advisor
Committee on Human Services	LOCAL FUND	Department of Youth Rehabilitation Services	1000	1090	Default Service	11	70,345.00		1	Transfer In	0 Transfer in from Judiciary Committee for 1 FTE to implement Title I of the Comprehensive Youth Justice Amendment Act of 2016 (DC Law 21-0238, §§ 402(b), (c))
Committee on Human Services	LOCAL FUND	Department of Youth Rehabilitation Services	1000	1090	Default Service	14	19,486.00			Transfer In	0 Transfer in from Judiciary Committee to implement Title I of the of the Comprehensive Youth Justice Amendment Act of 2016 (DC Law 21-0238, §§ 402(b), (c)).

Council Committee	Appropriated Fund Title	Agency Name	Program	Activity	Service	Comp Source Group	Committee Variance	Committee VarianceFTE	Transfer	Transfer Amount	Comments
Committee on Human Services	LOCAL FUND	Department on Disability Services	6000	6035	SP30	40	-15,640.00				In FY16, 65% of the budget authority went unspent, including 85.6% underspending in local, & as of April DDS had spent 14% of FY17. The Committee recommends setting the budget to 115% of FY16 expenditures or 285% of Apr 2017 YTD expenditures.
Committee on Human Services	LOCAL FUND	Department on Disability Services	6000	6060	QA60	40	-8,547.00				In FY17 YTD, the agency has only expended 7% of its budget authority, and in FY16 the agency underspent 36.% of its budget authority. The Committee recommends setting the FY18 budget at 120% of FY16 expenditures.
Committee on Human Services	LOCAL FUND	Office of Disability Rights	2000	2005	Default Service	40	-1,000.00				In FY16 the agency underspent 80.7% of its budget authority, and as of April 2017 it has only spent 0.9% of its FY17 budget.
Committee on Human Services	LOCAL FUND	Department on Disability Services	7000	7025	VRVR	34	-3,645.00				The Committee recommends an FY18 budget that is 115% of FY16 expenditures and shifting spending from local to federal grant funds.
Committee on Human Services	LOCAL FUND	Child and Family Services Agency	1000	1030	Default Service	33	-89,623.00				The Committee recommends an FY18 budget that is 120% of FY16 expenditures of \$50,534.
Committee on Human Services	LOCAL FUND	Child and Family Services Agency	1000	1030	Default Service	34	-382,554.09				Update budget to reflect DGS's estimate of DHS's FY18 agency-wide security costs: \$915,682
Committee on Human Services	LOCAL FUND	Department on Disability Services	1000	1030	MPM1	32	-556,974.00				To curtail trends in over budgeting, the Committee recommends setting the FY18 budget to 11% of FY16 expenditures.
Committee on Human Services	LOCAL FUND	Department of Human Services	1000	1060	G100	14	-27,430.00				Eliminate fringe benefits associated with position 00041762 Attorney Advisor
Committee on Human Services	LOCAL FUND	Department of Human Services	1000	1090	D107	11	-226,168.00	-2			Eliminate 2.0 vacant FTE, position 00010760 QUALITY ASSURANCE ANALYS OFR (\$143,569) & 00021435 Digital Director (\$82,599.00)
Committee on Human Services	LOCAL FUND	Department of Human Services	2000	2030	CM10	12	-70,082.00	-1			Eliminate 1.0 vacant FTE (term), position 00083218 Vocational Development Special
Committee on Human Services	LOCAL FUND	Department of Human Services	2000	2030	CM10	14	-17,871.00				Eliminate fringe benefits associated with term position 00083218 Vocational Development Special
Committee on Human Services	LOCAL FUND	Department of Human Services	2000	2030	CM11	11	-134,161.00	-2			Eliminate 2.0 vacant FTE, 2x Vocational Development Special: 00077177 (\$63,548) & 00082081 (\$70,613)
Committee on Human Services	LOCAL FUND	Department of Human Services	2000	2030	CM11	14	-34,211.00				Eliminate fringe benefits associated with 2x Vocational Development Special: 00077177 (\$16,205) & 00082081 (\$18,006)
Committee on Human Services	LOCAL FUND	Department of Human Services	2000	2030	CM11	12	-210,166.00	-3			Eliminate 3.0 vacant FTEs (term), position 00076907 (\$69,403) , 00077182 (\$69,395), and 00082084 (\$71,371) Vocational Development Special
Committee on Human Services	LOCAL FUND	Department of Human Services	2000	2030	CM11	14	-53,592.00				Eliminate fringe benefits associated with positions 00076907 (\$17,697), 00077182 (\$17,696), & 00082084 (\$18,199) Vocational Development Special
Committee on Human Services	LOCAL FUND	Department of Human Services	2000	2030	CM19	12	-63,467.00	-1			Eliminate 1.0 vacant FTE (term), position 00073561 Vocational Development Special
Committee on Human Services	LOCAL FUND	Department of Human Services	2000	2030	CM19	14	-16,184.00				Eliminate fringe benefits associated with position 00073561 Vocational Development Special
Committee on Human Services	LOCAL FUND	Department of Human Services	2000	2040	E103	11	-67,728.00	-1			Eliminate 1.0 vacant FTE, position 00025133 Social Service Representative
Committee on Human Services	LOCAL FUND	Department of Human Services	2000	2040	E103	14	-17,271.00				Eliminate fringe benefits associated with position 00025133 Social Service Representative

Council Committee	Appropriated Fund Title	Agency Name	Program	Activity	Service	Comp Source Group	Committee Variance	Committee VarianceFTE	Transfer	Transfer Amount	Comments
Committee on Human Services	LOCAL FUND	Department of Human Services	2000	2040	E109	11	-161,830.00	-2		0	Eliminate 2.0 vacant FTEs, position 00030529 PROGRAM ANALYST (\$92,435) and 00074870 Program Specialist (\$69,395)
Committee on Human Services	LOCAL FUND	Department of Human Services	2000	2040	E109	14	-41,267.00			0	Eliminate fringe benefits associated with positions 00030529 PROGRAM ANALYST (\$23,571) and 00074870 Program Specialist (\$17,696)
Committee on Human Services	LOCAL FUND	Department of Human Services	2000	2040	E115	11	-454,195.25	-7		0	Eliminate 7.0 vacant FTEs, positions 00016762 (\$80,466), 00011378 (\$80,466), 00009352 (\$77,876), 00019697 (\$75,356), 0004064 (\$63,776), 00027328 (\$38,128), 00027389 (\$38,128)
Committee on Human Services	LOCAL FUND	Department of Human Services	2000	2040	E115	14	-115,819.79			0	Eliminate fringe benefits associated with positions 00016762 (\$20,519), 00011378 (\$20,519), 00040464 (\$16,263), 00027328 (\$38,128), 00027389 (\$9,723)
Committee on Human Services	LOCAL FUND	Department of Human Services	2000	2040	E116	11	-69,703.65	-1		0	Eliminate 1.0 vacant FTEs: 00001705 Social Service Representative
Committee on Human Services	LOCAL FUND	Department of Human Services	2000	2040	E116	14	-17,774.00			0	Eliminate fringe benefits associated with positions 00001705 Social Service Representative
Committee on Human Services	LOCAL FUND	Department of Human Services	2000	2040	E118	11	-99,659.00	-1		0	Eliminate 1.0 vacant FTE, position 10007569 Revenue Maximization Manager
Committee on Human Services	LOCAL FUND	Department of Human Services	2000	2040	E118	14	-25,413.00			0	Eliminate fringe benefits associated with position 10007569 Revenue Maximization Manager
Committee on Human Services	LOCAL FUND	Department of Human Services	2000	2040	E119	11	-71,317.00	-1		0	Eliminate 1.0 vacant FTEs, position 00026655 Management & Program Analyst
Committee on Human Services	LOCAL FUND	Department of Human Services	2000	2040	E119	14	-18,316.96			0	Eliminate fringe benefits associated with position 00026655 Management & Program Analyst
Committee on Human Services	LOCAL FUND	Department of Human Services	1000	1090	D107	14	-57,673.00			0	Eliminate fringe benefits associated with position 00010760 QUALITY ASSURANCE ANALYS OFR (\$36,610) & 00021435 Digital Director (\$21,063)
Committee on Human Services	LOCAL FUND	Child and Family Services Agency	1000	1090	Default Service	11	-132,745.00	-1		0	Eliminate 1.0 FTE, position 3255 Program Specialist
Committee on Human Services	LOCAL FUND	Child and Family Services Agency	1000	1090	Default Service	14	-32,124.00			0	Eliminate fringe associated with position 3255 Program Specialist
Committee on Human Services	LOCAL FUND	Department of Youth Rehabilitation Services	1000	1010	Default Service	40	-50,000.00			0	As of April 2017, the agency has only spent 7.9% of its budget authority after receiving after receiving a 562% increase in its budget between FY16 and FY17.
Committee on Human Services	LOCAL FUND	Department of Human Services	2000	2011	Default Service	50	50,000.00			0	One-time enhancement for Burial Assistance
Committee on Human Services	LOCAL FUND	Department of Human Services	5000	5039	HC62	50	765,665.00			0	One-time funding for Emergency Rental Assistance Program (ERAP)

Council Committee	Appropriated Fund Title	Agency Name	Program	Activity	Service	Comp Source Group	Committee Variance	Committee VarianceFTE	Transfer	Transfer Amount	Comments
Committee on Labor and Workforce Development	LOCAL FUND	Department of Employment Services	4000	4250	Default Service	50	-475,000.00				Local adult subsidies--amount of funds reprogrammed to Wage-Hour in FY17.
Committee on Labor and Workforce Development	LOCAL FUND	Department of Employment Services	4000	4250	Default Service	50	-64,125.40	-1			Support Services Supervisor, Position 00010893, from vacancy list forwarded from HR to Eric
Committee on Labor and Workforce Development	LOCAL FUND	Department of Employment Services	1000	1030	Default Service	14	-14,300.50				Fringe of Pos 00010893
Committee on Labor and Workforce Development	LOCAL FUND	Department of Employment Services	4000	4400	Default Service	11	-64,382.00	-1			Staff Assistant, Position 00046392, from vacancy list forwarded from HR to Eric
Committee on Labor and Workforce Development	LOCAL FUND	Department of Employment Services	4000	4400	Default Service	14	-14,357.00				Fringe of Pos. 00046392
Committee on Labor and Workforce Development	LOCAL FUND	Department of Employment Services	4000	4820	Default Service	11	-74,641.00	-1			Workforce Devevelopment Spec., Position 00036287, from vacancy list forwarded from HR to Eric
Committee on Labor and Workforce Development	LOCAL FUND	Department of Employment Services	4000	4820	Default Service	14	-16,645.00				Fringe of Pos. 00036287
Committee on Labor and Workforce Development	LOCAL FUND	Department of Employment Services	4000	4810	Default Service	11	-61,491.00				Workforce Development Spec., Position 00092120, from vacancy list forwarded from HR to Eric
Committee on Labor and Workforce Development	LOCAL FUND	Department of Employment Services	4000	4810	Default Service	14	-13,528.02				Fringe of Pos. 00092120
Committee on Labor and Workforce Development	LOCAL FUND	Department of Employment Services	4000	4810	Default Service	11	-51,039.00	-1			Workforce Development Spec., Position 00092124, from vacancy list forwarded from HR to Eric
Committee on Labor and Workforce Development	LOCAL FUND	Department of Employment Services	4000	4810	Default Service	14	-11,228.58				Fringe of Pos. 00092124
Committee on Labor and Workforce Development	LOCAL FUND	Department of Employment Services	100F	120F	Default Service	40	-16,800.00				Other Services in Accounting Operations (difference between FY17 and FY18)
Committee on Labor and Workforce Development	LOCAL FUND	Department of Employment Services	100F	110F	Default Service	40	-51,660.00				Other Services in Budget Ops (difference between FY17 and FY18)
Committee on Labor and Workforce Development	LOCAL FUND	Department of Employment Services	1000	1080	Default Service	40	-5,000.00				Other Services in Comms (difference between FY17 and FY18)
Committee on Labor and Workforce Development	LOCAL FUND	Department of Employment Services	1000	1085	Default Service	40	-7,700.00				Other services in customer service (difference between FY17 and FY18)
Committee on Labor and Workforce Development	LOCAL FUND	Department of Employment Services	4000	4510	Default Service	40	-22,900.00				other services in first source (difference between FY17 and FY18)
Committee on Labor and Workforce Development	LOCAL FUND	Department of Employment Services	1000	1060	Default Service	40	-10,800.00				other services in legal (difference between FY17 and FY18)
Committee on Labor and Workforce Development	LOCAL FUND	Department of Employment Services	4000	4820	Default Service	40	-91,500.00				other services in SYEP (difference between FY17 and FY18)
Committee on Labor and Workforce Development	LOCAL FUND	Department of Employment Services	4000	4530	Default Service	40	-3,000.00				other services in Vets (difference between FY17 and FY18)
Committee on Labor and Workforce Development	LOCAL FUND	Department of Employment Services	5000	5100	Default Service	40	-230,000.00	0			In Transitional Employment, reduce Other Services funds due to past lower levels of spending; move to subsidies (CSG 50) to increase number of participants.
Committee on Labor and Workforce Development	LOCAL FUND	Department of Employment Services	4000	4810	Default Service	11	-31,823.00	-1			Reduce 1 FTE in Year Round Youth (vacant more than 5 months according to Performance Oversight staff list; vacant as per AFO email May 10). Position 00024623.
Committee on Labor and Workforce Development	LOCAL FUND	Department of Employment Services	4000	4810	Default Service	14	-7,096.53				Associated fringe of Position 00024623.
Committee on Labor and Workforce Development	LOCAL FUND	Department of Employment Services	5000	5100	Default Service	50	230,000.00	0			In Transitional Employment, reduce Other Services funds due to past lower levels of spending; move to subsidies (CSG 50) to increase number of participants.
Committee on Labor and Workforce Development	LOCAL FUND	Department of Employment Services	4000	4250	Default Service	11	-63,548.00	-1			Reduce 1 FTE from Local Adult Training; Position 00086092 vacant as per email from AFO May 10 (email stated position was "posted on 5/9."
Committee on Labor and Workforce Development	LOCAL FUND	Department of Employment Services	5000	5200	Default Service	40	-250,000.00	0			In Career Connections, reduce Other Services; move to subsidies (CSG 50) to increase number of participants.
Committee on Labor and Workforce Development	LOCAL FUND	Department of Employment Services	4000	4250	Default Service	14	-14,171.00				Associated fringe of Position 00086092
Committee on Labor and Workforce Development	LOCAL FUND	Department of Employment Services	4000	4500	Default Service	40	-65,000.00				Reduce Other Services in Employer Services due to past lower levels of spending in this line.
Committee on Labor and Workforce Development	LOCAL FUND	Department of Employment Services	5000	5200	Default Service	50	250,000.00	0			In Career Connections, reduce Other Services; move to subsidies (CSG 50) to increase number of participants.

Council Committee	Appropriated Fund Title	Agency Name	Program	Activity	Service	Comp Source Group	Committee Variance	Committee VarianceFTE	Transfer	Transfer Amount	Comments
Committee on Labor and Workforce Development	LOCAL FUND	Department of Employment Services	4000	4900	Default Service	40	-16,000.00				Reduce Other Services in Statewide Activities due to past lower levels of spending in this line.
Committee on Labor and Workforce Development	LOCAL FUND	Office of Employee Appeals	2000	2002	Default Service	40	27,000.00	0			Enhance for website maintenance
Committee on Labor and Workforce Development	LOCAL FUND	Department of Employment Services	1000	1040	Default Service	40	-331,000.00				Reduce Other Services in IT due to past lower levels of spending in this line.
Committee on Labor and Workforce Development	LOCAL FUND	Public Employee Relations Board	2000	2001	Default Service	41	11,658.00	0			Enhance for website maintenance
Committee on Labor and Workforce Development	LOCAL FUND	Office of Employee Appeals	2000	2002	Default Service	40	15,600.00	0			Enhancement for OEA Board stipend
Committee on Labor and Workforce Development	LOCAL FUND	Department of Employment Services	1000	1090	Default Service	40	-49,405.00				Reduce Other Services in Performance Management due to past lower levels of spending in this line.
Committee on Labor and Workforce Development	LOCAL FUND	Department of Employment Services	4000	4200	Default Service	40	-71,232.00				Reduce Other Services in Program Performance Monitoring due to past lower levels of spending in this line.
Committee on Labor and Workforce Development	LOCAL FUND	Public Employee Relations Board	2000	2003	Default Service	40	15,600.00	0			Enhancement for PERB Board Stipend
Committee on Labor and Workforce Development	LOCAL FUND	Department of Employment Services	4000	4820	Default Service	40	-100,000.00				Reduce Other Services in Year Round Youth due to past lower levels of spending in this line.
Committee on Labor and Workforce Development	LOCAL FUND	Public Employee Relations Board	2000	2001	Default Service	41	25,000.00	0			Enhancement for continuation of Second Tuesdays trainings.
Committee on Labor and Workforce Development	LOCAL FUND	Office of Employee Appeals	2000	2002	Default Service	40	244,000.00		Transfer In		Accept one-time transfer from Judiciary for OEA website upgrade.
Committee on Labor and Workforce Development					Default Service				Transfer Out	-1,988,663.00	Transfer funds to DDOT for Adult Learner's Transportation subsidy (CSG 11,14,40,50 in TDDV/TDMT)
Committee on Labor and Workforce Development	LOCAL FUND	Public Employee Relations Board	2000	2001	Default Service	40	15,600.00	0			Move funds from PS to NPS for outside counsel, as requested by agency.
Committee on Labor and Workforce Development	LOCAL FUND	Public Employee Relations Board	2000	2001	Default Service	41	36,958.80		Transfer In		Accept one-time transfer from Judiciary for PERB website upgrade.
Committee on Labor and Workforce Development	LOCAL FUND	Public Employee Relations Board	1000	1090	Default Service	11	-15,600.00	0			Move funds from PS to NPS for outside counsel, as requested by agency.
Committee on Labor and Workforce Development					Default Service				Transfer Out	-225,432.00	Transfer 2 FTEs - \$112,716-CSG 11; 5400/5402 and \$112,716-CSG 11; 5400/5402
Committee on Labor and Workforce Development	LOCAL FUND	Department of Employment Services	5000	5100	Default Service	11	53,217.00		Transfer In		Returning Citizens portal of entry
Committee on Labor and Workforce Development	LOCAL FUND	Public Employee Relations Board	2000	2001	Default Service	40	3,177.50	0			Move funds from PS to NPS for outside counsel, as requested by agency.
Committee on Labor and Workforce Development	LOCAL FUND	Department of Employment Services	5000	5100	Default Service	14	11,783.00		Transfer In		Returning Citizens portal of entry
Committee on Labor and Workforce Development	LOCAL FUND	Public Employee Relations Board	1000	1090	Default Service	11	-3,177.50	0			Move funds from PS to NPS for outside counsel, as requested by agency.
Committee on Labor and Workforce Development	LOCAL FUND	Deputy Mayor for Greater Economic Opportunity	2000	2010	Default Service	11	-287,373.00	-3			Reduce 3 FTEs (proposed) from Local Business Utilization pilot. Positions 10008202, 10008199, 10008201
Committee on Labor and Workforce Development	LOCAL FUND	Deputy Mayor for Greater Economic Opportunity	2000	2010	Default Service	14	-49,428.46	0			Reduce 3 FTEs (proposed) from Local Business Utilization pilot. Positions 10008202, 10008199, 10008201
Committee on Labor and Workforce Development	LOCAL FUND	Deputy Mayor for Greater Economic Opportunity	2000	2010	Default Service	11	-191,582.48	-2			Transfer to DSLBD salary funds and 2 FTEs (LBU)
Committee on Labor and Workforce Development	LOCAL FUND	Deputy Mayor for Greater Economic Opportunity	2000	2010	Default Service	14	-32,952.10	0			Transfer to DSLBD fringe of 2 FTEs (LBU)
Committee on Labor and Workforce Development	LOCAL FUND	Deputy Mayor for Greater Economic Opportunity	3000	3030	Default Service	41	-388,663.75	0			Reduce NPS budget of capacity study for Local Business Utilization. (Note that this money was loaded into the wrong Program and Activity Code. While it is in the WIC's code of 3030, it was for the LBU pilot.)
Committee on Labor and Workforce Development					Default Service				Transfer Out	-45,988.00	Transfer Local, Program 5400 (Public Advocacy Division), CSG 14 (\$22,994); Local, Program 5402 (Public Integrity Unit), CSG 14 (\$22,994)
Committee on Labor and Workforce Development					Default Service				Transfer Out	-7,000.00	Transfer remaining balance of Local Business Utilization pilot funds and 2 FTEs to Committee on Business and Economic Development for DSLBD to administer LBU pilot.

Council Committee	Appropriated Fund Title	Agency Name	Program	Activity	Service	Comp Source Group	Committee Variance	Committee VarianceFTE	Transfer	Transfer Amount	Comments
Committee on Labor and Workforce Development					Default Service				Transfer Out	-32,952.10	Transfer remaining balance of Local Business Utilization pilot funds and 2 FTEs to Committee on Business and Economic Development for DSLBD to administer LBU pilot.
Committee on Labor and Workforce Development					Default Service				Transfer Out	-54,135.49	Transfer to Committee of the whole for use by Council of DC
Committee on Labor and Workforce Development					Default Service				Transfer Out	-191,582.48	Transfer remaining balance of Local Business Utilization pilot funds and 2 FTEs to Committee on Business and Economic Development for DSLBD to administer LBU pilot.

Council Committee	Appropriated Fund Title	Agency Name	Program	Activity	Service	Comp Source Group	Committee Variance	Committee VarianceFTE	Transfer	Transfer Amount	Comments
Committee on the Judiciary and Public Safety	LOCAL FUND	Department of Forensic Sciences	4000	4020	Default Service	11	-348,212.00	-4			Eliminate 1.0 FTE Forensic Scientist III pos # 00090878; 3.0 FTE Forensic Scientist pos #s 00090886, 0090888, 00090889 & 00090890
Committee on the Judiciary and Public Safety	LOCAL FUND	Department of Forensic Sciences	4000	4020	Default Service	14	-78,349.00				Fringe benefits for eliminated positions
Committee on the Judiciary and Public Safety	LOCAL FUND	Office of the Attorney General for the District of Columbia	5200	5202	Default Service	11	135,502.00	1	Transfer In		Transfer from the Committee on Transportation and the Environment for 1.0 FTE attorney to focus on environmental issues.
Committee on the Judiciary and Public Safety	LOCAL FUND	Office of the Attorney General for the District of Columbia	5200	5202	Default Service	14	27,642.00		Transfer In		Associated fringe benefits for 1.0 attorney for environmental issues
Committee on the Judiciary and Public Safety	LOCAL FUND	Department of Corrections	3600	3605	Default Service	11	-313,028.00	-6			Eliminate 6.0 FTE Correctional Officer Positions. Pos #s 1007810, 10007811, 10007812, 10007813, 10007814 & 91055
Committee on the Judiciary and Public Safety	LOCAL FUND	Department of Corrections	3600	3605	Default Service	14	-95,615.00				Associated fringe benefits for 6.0 FTE position reduction.
Committee on the Judiciary and Public Safety	LOCAL FUND	Office of Neighborhood Safety and Engagement	1000		Default Service	11	367,408.00	5			5.0 FTES transferred from the Office of the Deputy Mayor for Public Safety and Justice
Committee on the Judiciary and Public Safety	LOCAL FUND	Office of Neighborhood Safety and Engagement	1000		Default Service	13	25,000.00				Additional Gross Pay transferred from the Office of the Deputy Mayor of Public Safety and Justice
Committee on the Judiciary and Public Safety	LOCAL FUND	Office of Neighborhood Safety and Engagement	1000		Default Service	14	77,156.00				Fringe benefits for 5.0 FTES transferred from the Office of the Deputy Mayor for Public Safety and Justice
Committee on the Judiciary and Public Safety	LOCAL FUND	Office of Neighborhood Safety and Engagement	1000		Default Service	15	25,000.00				Transfer of overtime funding from the Office of the Deputy Mayor for Public Safety and Justice
Committee on the Judiciary and Public Safety	LOCAL FUND	Office of Neighborhood Safety and Engagement	1000		Default Service	20	500				Transfer of materials and supplies funds from the Office of the Deputy Mayor for Public Safety and Justice
Committee on the Judiciary and Public Safety	LOCAL FUND	Office of Neighborhood Safety and Engagement	1000		Default Service	31	15,000.00				Transfer of funding from the Office of the Deputy Mayor for Public Safety and Justice
Committee on the Judiciary and Public Safety	LOCAL FUND	Office of Neighborhood Safety and Engagement	1000		Default Service	40	19,936.00				Transfer of funding from the Office of the Deputy Mayor for Public Safety and Justice
Committee on the Judiciary and Public Safety	LOCAL FUND				Default Service				Transfer Out	-2,000.00	Transfer to the Committee on Finance and Revenue to fund a deed transfer tax and recordation fee exemption for the Hill East Community Garden and the Capitol Hill Community Garden Land Trust.
Committee on the Judiciary and Public Safety	LOCAL FUND	Department of Corrections	2500	2520	Default Service	15	-350,000.00		Transfer Out	-350,000.00	Transfer from the Department of Corrections to fund mental health assessments, referral services, and case management for returning citizens as part of the new Portal of Entry program
Committee on the Judiciary and Public Safety	LOCAL FUND				Default Service				Transfer Out	-89,831.00	To fund the cost of evaluation of the effectiveness of rehabilitation programs in the Comprehensive Youth Justice Amendment Act of 2016.
Committee on the Judiciary and Public Safety	LOCAL FUND	Department of Corrections	2500	2520	Default Service	15	-500,000.00		Transfer Out	-500,000.00	Transfer from the Department of Corrections to provide eligibility and enrollment services, SNAP employment and training associated with the new Portal of Entry program.
Committee on the Judiciary and Public Safety	LOCAL FUND				Default Service				Transfer Out	-244,000.00	Funding for upgrades to the case management system and agency website
Committee on the Judiciary and Public Safety	LOCAL FUND				Default Service				Transfer Out	-36,958.00	To fund IT upgrades.
Committee on the Judiciary and Public Safety	LOCAL FUND	Office of the Attorney General for the District of Columbia	5400	11	Default Service	11	225,432.00	2	Transfer In		Transfer from the Committee on Labor and Workforce Development for salary and fringe benefits for 2.0 FTE Wage Theft Attorney
Committee on the Judiciary and Public Safety	LOCAL FUND				Default Service				Transfer Out	-200,000.00	To fund system upgrade costs associated with the Automatic Voter Registration Amendment Act of 2016
Committee on the Judiciary and Public Safety	LOCAL FUND	Department of Corrections	2500	2520	Default Service	15	-276,000.00		Transfer Out	-276,000.00	Transfer from the Department of Corrections to fund the new Portal of Entry program facility.

Council Committee	Appropriated Fund Title	Agency Name	Program	Activity	Service	Comp Source Group	Committee Variance	Committee VarianceFTE	Transfer	Transfer Amount	Comments
Committee on the Judiciary and Public Safety	LOCAL FUND	Fire and Emergency Medical Services Department	6000	6400	Default Service	41	817,652.00		Transfer In		Transfer from the Committee on Transportation and the Environment to fund the Police and Fire Clinic contractor costs of the Fire and Emergency Medical Services Employee Presumptive Disability Act of 2012
Committee on the Judiciary and Public Safety	LOCAL FUND	Office of Victim Services and Justice Grants	3000	3010	Default Service	50	1,750,000.00		Transfer In		Transfer from the Committee on Transportation and the Environment to provide legal council in eviction cases included in the Expanding Access to Justice Amendent Act of 2017
Committee on the Judiciary and Public Safety	LOCAL FUND	Department of Corrections	2500	2020	Default Service	15	-50,000.00		Transfer Out	-50,000.00	To fund driver's license and identification card services to returning citizens as part of the Portal of Entry program
Committee on the Judiciary and Public Safety	LOCAL FUND	Office of the Attorney General for the District of Columbia	5400	5402	Default Service	14	45,988.00		Transfer In		Transfer from the Committee on Labor and Workforce Development for fringe associated with 2.0 FTE Wage Theft Attorney
Committee on the Judiciary and Public Safety	LOCAL FUND	Office of the Deputy Mayor for Public Safety and Justice	1000	1090	Default Service	20	-500				Transfer to the Office of Neighborhood Safety and Engagement
Committee on the Judiciary and Public Safety	LOCAL FUND	Office of Victim Services and Justice Grants	3000	3010	Default Service	50	1,000,000.00		Transfer In		Transfer from the Committee on Business and Economic Development to fund civil legal counsel in eviction cases in the Expanding Access to Justice Amendment Act of 2017
Committee on the Judiciary and Public Safety	LOCAL FUND	Metropolitan Police Department	AMP1	1070	Default Service	70	200,000.00				8 CCTV cameras @ \$25k each for targeted PSAs in Ward 6
Committee on the Judiciary and Public Safety	LOCAL FUND	Office of the Attorney General for the District of Columbia	5400	5402	Default Service	40	7,000.00		Transfer In		Transfer from the Committee on Labor and Worforce Development for materials and supplies for Wage Theft Attorney
Committee on the Judiciary and Public Safety					Default Service				Transfer Out	-100,000.00	Transfer to fund shuttle bus for Capitol Hill Cluster schools
Committee on the Judiciary and Public Safety	LOCAL FUND	Department of Corrections	2500	2520	Default Service	15	-65,000.00		Transfer Out	-65,000.00	Transfer for the Portal of Entry Program
Committee on the Judiciary and Public Safety					Default Service				Transfer Out	-450,000.00	Transfer to fund system-wide collections
Committee on the Judiciary and Public Safety	LOCAL FUND	D.C. Board of Ethics and Government Accountability	2000	2010	Default Service	11	37,488.00	0.5	Transfer In		Transfer from the COW to fund a part-time FTE to implement the Council Financial Disclosure Amendment Act of 2016
Committee on the Judiciary and Public Safety	LOCAL FUND	D.C. Board of Ethics and Government Accountability	2000	2010	Default Service	14	7,531.00		Transfer In		Associated fringe benefits for part-time FTE to fund the Council Financial Disclosure Amendment Act of 2016
Committee on the Judiciary and Public Safety	LOCAL FUND	D.C. Board of Ethics and Government Accountability	2000	2010	Default Service	41	50,000.00		Transfer In		Transfer from the Committee of the Whole to fund E-filing system upgrades required to implement the Council Financial Disclosure Amendment Act of 2016
Committee on the Judiciary and Public Safety	LOCAL FUND	Office of Neighborhood Safety and Engagement			Default Service	11	472,853.00	6	Transfer In		Transfer 6.0 FTE from the Office of the Deputy Mayor for Health and Human Services
Committee on the Judiciary and Public Safety	LOCAL FUND	Office of Neighborhood Safety and Engagement			Default Service	14	91,589.00		Transfer In		Associated fringe benefits for 6.0 FTEs transferred from the Office of the Deputy Mayor for Health and Human Services
Committee on the Judiciary and Public Safety	LOCAL FUND	Office of Neighborhood Safety and Engagement			Default Service	40	21,390.00		Transfer In		NPS tranferred from the Office of the Deputy Mayor for Health and Human Services
Committee on the Judiciary and Public Safety	LOCAL FUND	Department of Corrections	2500	2510	Default Service	11	-53,197.00	-1			Eliminate 1.0 FTE Correctional Officer, position # 26476
Committee on the Judiciary and Public Safety	LOCAL FUND	Department of Corrections	2500	2510	Default Service	14	-15,693.00				Fringe Associated with 1.0 FTE Correctional Officer Reduction pos # 26476
Committee on the Judiciary and Public Safety	LOCAL FUND	D.C. Board of Ethics and Government Accountability	1000	1100	Default Service	11	67,419.00	1		0	1 new position for e-filing administrative assistant
Committee on the Judiciary and Public Safety	LOCAL FUND	D.C. Board of Ethics and Government Accountability	1000	1100	Default Service	14	13,079.00			0	Associated fringe for e-filing adminisrative assistant position
Committee on the Judiciary and Public Safety	LOCAL FUND	D.C. Board of Ethics and Government Accountability	1000	1100	Default Service	20	58,000.00			0	materials and supplies for the Office of Open Government.
Committee on the Judiciary and Public Safety	LOCAL FUND	Board of Elections	4000	4001	Default Service	11	94,370.00	2		0	2.0 new FTE Voter Information Specialist positions for automatic voter registration

Council Committee	Appropriated Fund Title	Agency Name	Program	Activity	Service	Comp Source Group	Committee Variance	Committee VarianceFTE	Transfer	Transfer Amount	Comments
Committee on the Judiciary and Public Safety	LOCAL FUND	Board of Elections	4000	4001	Default Service	14	18,780.00			0	Associated fringe for 2.0 FTE positions for automatic voter registration
Committee on the Judiciary and Public Safety	LOCAL FUND	Corrections Information Council	1000	1010	Default Service	32	95,043.00			0	Funding for office space
Committee on the Judiciary and Public Safety	LOCAL FUND	Corrections Information Council	1000	1010	Default Service	40	12,000.00			0	Additional materials and supplies
Committee on the Judiciary and Public Safety	LOCAL FUND	Criminal Justice Coordinating Council	3000	3010	Default Service	70	320,000.00			0	JUSTIS system upgrades
Committee on the Judiciary and Public Safety	LOCAL FUND	Criminal Justice Coordinating Council	1000	1010	Default Service	41	13,000.00			0	Contract for human trafficking data collection included in the Comprehensive Youth Justice Amendment Act of 2016
Committee on the Judiciary and Public Safety	LOCAL FUND	Criminal Justice Coordinating Council	1000	1010	Default Service	11	120,324.00	1		0	1.0 new FTE Statistician for the root causes of youth crime report
Committee on the Judiciary and Public Safety	LOCAL FUND	Criminal Justice Coordinating Council	1000	1010	Default Service	14	20,335.00			0	Associated fringe for new position
Committee on the Judiciary and Public Safety	LOCAL FUND	Criminal Justice Coordinating Council	1000	1010	Default Service	41	77,000.00			0	Contract to fund research assistant and legal consultant
Committee on the Judiciary and Public Safety	LOCAL FUND	Criminal Justice Coordinating Council	1000		Default Service					0	
Committee on the Judiciary and Public Safety	LOCAL FUND	Criminal Justice Coordinating Council	1000	1010	Default Service	41				0	
Committee on the Judiciary and Public Safety	LOCAL FUND	Metropolitan Police Department	AMP1	1040	Default Service	40	-232,320.00			0	Reduction to the body worn camera footage redaction contract
Committee on the Judiciary and Public Safety	LOCAL FUND	Metropolitan Police Department	1001	1500	Default Service	11	-400,000.00			0	Vacancy savings
Committee on the Judiciary and Public Safety	LOCAL FUND	Metropolitan Police Department	2001	2600	Default Service	11	-400,000.00			0	Vacancy savings
Committee on the Judiciary and Public Safety	LOCAL FUND	Metropolitan Police Department	100C	130C	Default Service	41	-275,000.00			0	Transfer Concealed Pistol License Review Board to the Office of the Deputy Mayor for Public Safety and Justice
Committee on the Judiciary and Public Safety	LOCAL FUND	District of Columbia National Guard	1000	1030	Default Service	40	344,000.00			0	Restore funding to the Oak Hill program
Committee on the Judiciary and Public Safety	LOCAL FUND	Office of the Attorney General for the District of Columbia	6100	6113	Default Service	11	370,005.00	3		0	3.0 new FTEs Attorney positions for the voluntary victim-offender mediation program
Committee on the Judiciary and Public Safety	LOCAL FUND	Office of the Attorney General for the District of Columbia	6100	6113	Default Service	14	75,480.00			0	Associated fringe benefits for 3.0 FTE Attorney positions
Committee on the Judiciary and Public Safety	LOCAL FUND	Metropolitan Police Department	AMP1	1085	Default Service	40	-970,544.00		Transfer Out	-970,544.00	Transfer to the Department of Behavioral Health to fund the Community Crime Prevention Team Program in the NEAR Act
Committee on the Judiciary and Public Safety	LOCAL FUND	Metropolitan Police Department	1001	1500	Default Service	40	-800,000.00			0	\$600k reduction to the FY 2018 PORP Program and \$200k reduction to the 6-month housing assistance program
Committee on the Judiciary and Public Safety	LOCAL FUND	Metropolitan Police Department			Default Service					0	
Committee on the Judiciary and Public Safety	LOCAL FUND	Office of Human Rights	2000	2010	Default Service	11	128,320.00	2	Transfer In		Transfer from the Committee on Business and Economic Development - 2.0 new FTE Intake Specialist positions as part of the "Fair Criminal Record Screening Amendment Act of 2016."
Committee on the Judiciary and Public Safety	LOCAL FUND	Office of Human Rights	2000	2010	Default Service	14	27,972.00		Transfer In		Transfer from the Committee on Business and Economic Development - Associated fringe benefits for 2.0 new Intake Specialist Positions
Committee on the Judiciary and Public Safety	LOCAL FUND	Office of Human Rights	2000	2030	Default Service	11	161,514.00	2	Transfer In		Transfer from the Committee on Business and Economic Development - 2.0 new FTE Investigator positions as part of the "Fair Criminal Record Screening Amendment Act of 2016."
Committee on the Judiciary and Public Safety	LOCAL FUND	Office of Human Rights	2000	2030	Default Service	14	35,210.00		Transfer In		Transfer from the Committee on Business and Economic Development -Associated fringe benefits for 2.0 FTE Investigator positions
Committee on the Judiciary and Public Safety	LOCAL FUND	Office of Human Rights	2000	2020	Default Service	11	80,757.00	1	Transfer In		Transfer from the Committee on Business and Economic Development -1.0 FTE new Mediator position as part of the "Fair Criminal Record Screening Amendment Act of 2016."
Committee on the Judiciary and Public Safety	LOCAL FUND	Office of Human Rights	2000	2020	Default Service	14	17,605.00		Transfer In		Transfer from the Committee on Business and Economic Development -Associated fringe benefits for new 1.0 FTE Mediator position
Committee on the Judiciary and Public Safety	LOCAL FUND	Office of Human Rights	2000	2070	Default Service	40	30,000.00		Transfer In		Transfer from the Committee on Business and Economic Development -Training & outreach on the "Fair Criminal Record Screening Amendment Act of 2016."
Committee on the Judiciary and Public Safety	LOCAL FUND	Metropolitan Police Department	5001	5400	Default Service	11	-1,314,859.00	-15		0	Reduction of 15 new civilian FTEs. Agency will need to identify specific positions

Council Committee	Appropriated Fund Title	Agency Name	Program	Activity	Service	Comp Source Group	Committee Variance	Committee VarianceFTE	Transfer	Transfer Amount	Comments
Committee on the Judiciary and Public Safety	LOCAL FUND	Metropolitan Police Department	5001	5400	Default Service	14	-227,471.00			0	Associated fringe benefits for 15 positions
Committee on the Judiciary and Public Safety	LOCAL FUND	Office of Police Complaints	1000	1090	Default Service	41	150,000.00			0	Contract for independent review of MPD actions during the 2017 Inaugural weekend.
Committee on the Judiciary and Public Safety	LOCAL FUND	Office of Victim Services and Justice Grants	3000	3010	Default Service	50	2,031,000.00			0	\$281,000 for the Access to Justice Initiative; \$4.5M for the new "Expanding Access to Justice Amendment Act of 2017."
Committee on the Judiciary and Public Safety	LOCAL FUND	Office of Victim Services and Justice Grants	2000	2010	Default Service	50	100,000.00		Transfer In		Transfer from the Committee on Education to fund grants to non-profits that use book groups, creative writing, and peer support for District youth incarcerated as adults.
Committee on the Judiciary and Public Safety	LOCAL FUND	Fire and Emergency Medical Services Department	100F	110F	Default Service	11	-90,253.00		-1	0	Eliminate 1.0 FTE Budget Analyst position #00004645
Committee on the Judiciary and Public Safety	LOCAL FUND	Fire and Emergency Medical Services Department	100F	110F	Default Service	14	-16,065.00			0	Associated fringe benefits for 1.0 FTE Budget Analyst position.
Committee on the Judiciary and Public Safety	LOCAL FUND	Fire and Emergency Medical Services Department	7000	7200	Default Service	11	-77,454.00		-1	0	Eliminate 1.0 FTE Fire Inspector position #00014102
Committee on the Judiciary and Public Safety	LOCAL FUND	Fire and Emergency Medical Services Department	7000	7200	Default Service	14	-13,786.00			0	Associated fringe benefits for 1.0 FTE Fire Inspector Position.
Committee on the Judiciary and Public Safety	LOCAL FUND	Fire and Emergency Medical Services Department	6000	6100	Default Service	11	-47,819.00		-1	0	Eliminate 1.0 FTE Heavy Mobile Equipment Repairer position #0025345
Committee on the Judiciary and Public Safety	LOCAL FUND	Fire and Emergency Medical Services Department	6000	6100	Default Service	14	-8,511.00			0	Associated fringe benefits for 1.0 FTE Heavy Mobile Equipment Repairer
Committee on the Judiciary and Public Safety	LOCAL FUND	Fire and Emergency Medical Services Department	3000	3100	Default Service	11	-140,680.00			0	Recognize vacancy savings
Committee on the Judiciary and Public Safety	LOCAL FUND	Fire and Emergency Medical Services Department	3000	3100	Default Service	14	-30,463.00			0	Fringe benefits associated with vacancy savings.
Committee on the Judiciary and Public Safety	LOCAL FUND	Office of the Deputy Mayor for Public Safety and Justice	1000		Default Service	11	149,594.00		2	0	1.0 new Administrator FTE and 1.0 FTE new Docket Clerk FTE for the Concealed Pistol Licensing Program transferred from MPD
Committee on the Judiciary and Public Safety	LOCAL FUND	Office of the Deputy Mayor for Public Safety and Justice	1000		Default Service	14	31,415.00			0	Associated fringe benefits for 2.0 new FTEs for the Concealed Pistol Licensing Review Board.
Committee on the Judiciary and Public Safety	LOCAL FUND	Office of the Deputy Mayor for Public Safety and Justice	1000		Default Service	20	5,000.00			0	Materials & supplies for the Concealed Pistol Licensing Review Board
Committee on the Judiciary and Public Safety	LOCAL FUND	Office of the Deputy Mayor for Public Safety and Justice	1000		Default Service	40	85,991.00			0	Additional non-personal services for the Concealed Pistol Licensing Review Board
Committee on the Judiciary and Public Safety	LOCAL FUND	Office of the Deputy Mayor for Public Safety and Justice	1000		Default Service	70	3,000.00			0	Equipment for the Concealed Pistol Licensing Review Program
Committee on the Judiciary and Public Safety	LOCAL FUND	Office of the Deputy Mayor for Public Safety and Justice	1000	1090	Default Service	11	-308,458.00		-5	0	Transfer of 5.0 FTEs to the new Office of Neighborhood Safety and Engagement.
Committee on the Judiciary and Public Safety	LOCAL FUND	Office of the Deputy Mayor for Public Safety and Justice	1000	1090	Default Service	13	-50,000.00			0	Transfer of additional gross pay to the Office of Neighborhood Safety and Engagement.
Committee on the Judiciary and Public Safety	LOCAL FUND	Office of the Deputy Mayor for Public Safety and Justice	1000	1090	Default Service	14	-64,776.00			0	Fringe benefits for 5.0 FTEs transferred to the Office of Neighborhood Safety and Engagement.
Committee on the Judiciary and Public Safety	LOCAL FUND	Office of the Deputy Mayor for Public Safety and Justice	1000	1090	Default Service	15	-50,000.00			0	Overtime transferred to the Office of Neighborhood Safety and Engagement.
Committee on the Judiciary and Public Safety	LOCAL FUND	Office of the Deputy Mayor for Public Safety and Justice	1000	1090	Default Service	31	-15,000.00			0	Transfer to the Office of Neighborhood Safety and Engagement
Committee on the Judiciary and Public Safety	LOCAL FUND	Office of the Deputy Mayor for Public Safety and Justice	1000	1090	Default Service	40	-41,266.00			0	Transfer to the Office of Neighborhood Safety and Engagement.

Council Committee	Appropriated Fund Title	Agency Name	Program	Activity	Service	Comp Source Group	Committee Variance	Committee VarianceFTE	Transfer	Transfer Amount	Comments
Committee on Transportation and the Environment	LOCAL FUND	Department of Parks and Recreation	3600	3602	Default Service	12	21,125.00	0.5			Restoring the Mayor's cut to Activity 3602, \$28,000 in recurring funds and 0.5 FTE in Community Gardens
Committee on Transportation and the Environment	LOCAL FUND	Department of Parks and Recreation	3600	3602	Default Service	14	5,535.00	0			Restoring Mayor's cut to Activity 3602, \$28,000 in recurring funds and 0.5 FTE in Community Gardens
Committee on Transportation and the Environment	LOCAL FUND	Department of Parks and Recreation	3600	3602	Default Service	20	1,340.00	0			Restoring Mayor's cut to Activity 3602, \$28,000 in recurring funds and 0.5 FTE in Community Gardens
Committee on Transportation and the Environment					Default Service				Transfer Out	-950,000.00	Transfer from T&E (recurring): Council enhancements
Committee on Transportation and the Environment					Default Service				Transfer Out	-163,144.00	Transfer from T&E to OAG (recurring): Environmental Attorney (1 FTE)
Committee on Transportation and the Environment					Default Service				Transfer Out	-241,720.00	Transfer from T&E to OTA (recurring) for 3 FTE increase
Committee on Transportation and the Environment					Default Service				Transfer Out	-817,652.00	Transfer from T&E (recurring) to FEMS: L19-331 Presumptive Disability
Committee on Transportation and the Environment					Default Service				Transfer Out	-1,750,000.00	Transfer from T&E (recurring) to OVSJG: Expanding Access to Justice (Civil Gideon BSA)
Committee on Transportation and the Environment					Default Service				Transfer Out	-400,000.00	Transfer from T&E (recurring) to OSSE: Healthy Schools Fund BSA
Committee on Transportation and the Environment					Default Service				Transfer Out	-4,202,022.00	Transfer from T&E (recurring) to DCPS: UPSFF
Committee on Transportation and the Environment					Default Service				Transfer Out	-500,000.00	Transfer from T&E (recurring) to DCPL: restore Collections cut
Committee on Transportation and the Environment					Default Service				Transfer Out	-349,000.00	Transfer from T&E (recurring) to DCPL: Cleveland Park Library staff (3 FTE) and maintenance
Committee on Transportation and the Environment					Default Service				Transfer Out	-60,000.00	Transfer from T&E (recurring) to DOH: birth certificate fee waiver
Committee on Transportation and the Environment					Default Service				Transfer Out	-300,000.00	Transfer from T&E (recurring) to DOH: in-home meal delivery programs
Committee on Transportation and the Environment					Default Service				Transfer Out	-500,000.00	Transfer from T&E (recurring) to DCOA: Alzheimer's support programs
Committee on Transportation and the Environment					Default Service				Transfer Out	-208,000.00	Transfer from T&E (recurring) to DCOA: case management for seniors
Committee on Transportation and the Environment					Default Service				Transfer Out	-100,000.00	Transfer from T&E (recurring) to DCOA: helpline for seniors
Committee on Transportation and the Environment					Default Service				Transfer Out	-200,000.00	Transfer from T&E (recurring) to Mayor's Office on Returning Citizen Affairs: case managers (2FTE)
Committee on Transportation and the Environment					Default Service				Transfer Out	-550,000.00	Transfer from T&E (one-time) to DC Auditor: enrollment study
Committee on Transportation and the Environment					Default Service				Transfer Out	-200,000.00	Transfer from T&E (one-time) to OP: park capital improvement grant
Committee on Transportation and the Environment	LOCAL FUND	Department of Parks and Recreation	3900	3905	Default Service	11	-34,413.00	-0.5			Eliminating vacant position 00043007. Amount certified by OCFO doesn't match submitted Schedule A. Revised to what was certified by CFO.
Committee on Transportation and the Environment	LOCAL FUND	Department of Parks and Recreation	3900	3905	Default Service	14	-8,947.00	0			Eliminating vacant position 00043007. Amount certified by OCFO doesn't match submitted Schedule A. Revised to what was certified by CFO.
Committee on Transportation and the Environment	LOCAL FUND	Department of Parks and Recreation	1000	1060	Default Service	11	-79,067.67	-1			DPR requested to move the salary and fringe dollars to Activity 2555 Data and Accountability
Committee on Transportation and the Environment	LOCAL FUND	Department of Parks and Recreation	1000	1060	Default Service	14	-20,557.59	0			DPR wants to move salary and fringe to Activity 2555 Data and Accountability
Committee on Transportation and the Environment	LOCAL FUND	Department of Parks and Recreation	2500	2555	Default Service	11	79,067.67	1			DPR wants to move the salary and fringe for position 41808 to Activity 2555 Data and Accountability
Committee on Transportation and the Environment	LOCAL FUND	Department of Parks and Recreation	2500	2555	Default Service	14	20,557.59	0			DPR wants to move the salary and fringe for position 41808 to Activity 2555 Data and Accountability
Committee on Transportation and the Environment	LOCAL FUND	Department of Parks and Recreation	3900	3905	Default Service	11	-51,579.66	-1			DPR wants to move position 44343 from Activity 3905 to Activity 3658
Committee on Transportation and the Environment	LOCAL FUND	Department of Parks and Recreation	3900	3905	Default Service	14	-13,410.71	0			DPR wants to move the budget for position 44343 from Activity 3905 to Activity 3658.
Committee on Transportation and the Environment	LOCAL FUND	Department of Parks and Recreation	3600	3658	Default Service	11	51,579.66	1			DPR wants to move postion 44343 from Activity 3905 to Activity 3658.

Council Committee	Appropriated Fund Title	Agency Name	Program	Activity	Service	Comp Source Group	Committee Variance	Committee VarianceFTE	Transfer	Transfer Amount	Comments
Committee on Transportation and the Environment	LOCAL FUND	Department of Parks and Recreation	3600	3658	Default Service	14	13,410.71	0			DPR wants to move the budget for position 44343 from Activity 3905 to Activity 3658.
Committee on Transportation and the Environment	LOCAL FUND	Department of Parks and Recreation	3600	3616	Default Service	11	0	-11.7			DPR wants to move 11.7 from Activity 3616 to Activity 3626.
Committee on Transportation and the Environment	LOCAL FUND	Department of Parks and Recreation	3600	3626	Default Service	11	0	11.7			DPR wants to move 11.7 FTE from Activity 3616 to Activity 3626.
Committee on Transportation and the Environment	LOCAL FUND	Department of Parks and Recreation	3800	3825	Default Service	11	-296,921.28	-3			DPR wants to move all funds from Activity 3825 to Activity 2511.
Committee on Transportation and the Environment	LOCAL FUND	Department of Parks and Recreation	3800	3825	Default Service	14	-99,806.10	0			DPR wants to move all funds from Activity 3825 to Activity 2511.
Committee on Transportation and the Environment	LOCAL FUND	Department of Parks and Recreation	3800	3825	Default Service	12	-86,948.31	-1			DPR wants to move all funds from Activity 3825 to Activity 2511.
Committee on Transportation and the Environment	LOCAL FUND	Department of Parks and Recreation	3800	3825	Default Service	41	-385,000.00	0			DPR wants to move all funds from Activity 3825 to Activity 2511.
Committee on Transportation and the Environment	SPECIAL PURPOSE REVENUE FUNDS ('O'TYPE)	Department of Parks and Recreation	3800	3825	Default Service	20	-1,000.00	0			Eliminate 3825 (Planning Capital Projects) in the amount of \$672,000 and 4 FTEs, and move associated funding and FTEs to 2511 (Director's Office). --> Eliminate entire 3800 (Park Policy and Programs Division)
Committee on Transportation and the Environment					Default Service				Transfer Out	-500,000.00	Transfer from T&E (one-time) to DSLBD: grocery store pilot programs
Committee on Transportation and the Environment					Default Service				Transfer Out	-400,000.00	Transfer from T&E (one-time) to DSLBD: food business incubator program
Committee on Transportation and the Environment					Default Service				Transfer Out	-253,248.00	Transfer from T&E (one-time) to OTA: build out (convert to Paygo for PL108C)
Committee on Transportation and the Environment					Default Service				Transfer Out	-500,000.00	Transfer from T&E (one-time) to DCPL: Cleveland Park Library opening day collections
Committee on Transportation and the Environment					Default Service				Transfer Out	-3,760,000.00	Transfer from T&E (one-time) to COAH: theater capital improvement grant
Committee on Transportation and the Environment					Default Service				Transfer Out	-50,000.00	Transfer from T&E (one-time) to Mayor's Office of Returning Citizen Affairs: strategic planning
Committee on Transportation and the Environment					Default Service				Transfer Out	-500,000.00	Transfer from T&E (one-time) to Paygo (PA0) for DOEE Hazardous Materials Remediation capital project
Committee on Transportation and the Environment	LOCAL FUND	Department of Parks and Recreation	2500	2511	Default Service	11	296,921.00	3			DPR wants to move all funds from Activity 3825 to Activity 2511.
Committee on Transportation and the Environment	LOCAL FUND	Department of Parks and Recreation	2500	2511	Default Service	12	86,948.00	1			DPR wants to move all funds from Activity 3825 to Activity 2511.
Committee on Transportation and the Environment	LOCAL FUND	Department of Parks and Recreation	2500	2511	Default Service	14	99,806.00	0			DPR wants to move all funds from Activity 3825 to Activity 2511.
Committee on Transportation and the Environment	LOCAL FUND	Department of Parks and Recreation	2500	2511	Default Service	41	385,000.00	0			DPR wants to move all funds from Activity 3825 to Activity 2511.
Committee on Transportation and the Environment	LOCAL FUND	Department of Parks and Recreation	1000	1085	Default Service	11	-80,593.87	-1			DPR wants to transfer position 15592 salary and fringe from Activity 1085 to Activity 4570.
Committee on Transportation and the Environment	LOCAL FUND	Department of Parks and Recreation	1000	1085	Default Service	14	-20,954.41	0			DPR wants to transfer position 15592 salary and fringe from Activity 1085 to Activity 4570.
Committee on Transportation and the Environment	LOCAL FUND	Department of Parks and Recreation	4500	4570	Default Service	11	80,593.87	1			DPR wants to transfer position 15592 salary and fringe from Activity 1085 to Activity 4570.
Committee on Transportation and the Environment	LOCAL FUND	Department of Parks and Recreation	4500	4570	Default Service	14	20,954.41	0			DPR wants to transfer position 15592 salary and fringe from Activity 1085 to Activity 4570.
Committee on Transportation and the Environment	LOCAL FUND	Department of Parks and Recreation	3600	3642	Default Service	11	-75,376.50	0			DPR says that the "position is already in Activity 3658" but they just want to transfer the budget for salary and fringe.
Committee on Transportation and the Environment	LOCAL FUND	Department of Parks and Recreation	3600	3642	Default Service	14	-19,597.89	0			DPR says that the "position is already in Activity 3658" but they just want to transfer the budget for salary and fringe.
Committee on Transportation and the Environment	LOCAL FUND	Department of Parks and Recreation	3600	3658	Default Service	11	75,376.50	0			DPR says that the "position is already in Activity 3658" but they just want to transfer the budget for salary and fringe.

Council Committee	Appropriated Fund Title	Agency Name	Program	Activity	Service	Comp Source Group	Committee Variance	Committee VarianceFTE	Transfer	Transfer Amount	Comments
Committee on Transportation and the Environment	LOCAL FUND	Department of Parks and Recreation	3600	3658	Default Service	14	19,597.89	0			DPR says that the "position is already in Activity 3658" but they just want to transfer the budget for salary and fringe.
Committee on Transportation and the Environment	LOCAL FUND	Department of Parks and Recreation	3900	3905	Default Service	11	-17,781.61	-0.5			DPR wants to transfer salary, fringe, and FTE for position 77792 from Activity 3905 to Activity 3602.
Committee on Transportation and the Environment	LOCAL FUND	Department of Parks and Recreation	3900	3905	Default Service	14	-4,623.22	0			DPR wants to transfer salary, fringe, and FTE for position 77792 from Activity 3905 to Activity 3602.
Committee on Transportation and the Environment	LOCAL FUND	District Department of Transportation	PD00	TDDV	Default Service	11	80,000.00	1	Transfer In		Transfer in from Committee on Labor and Workforce for adult learner transportation subsidy to DDOT: Project Delivery Administration (PD00), Transit Delivery Division (TDDV), Mass Transit Branch (TDMT), WMATA Oversight (MSST), (\$1,988,633,75\$ total)
Committee on Transportation and the Environment	LOCAL FUND	Department of Parks and Recreation	3600	3658	Default Service	11	-103,531.99	-2			DPR wants to transfer 2 FTE and salary and fringe from Activity 3658 to Activity 3602 (position 77469 and 36213).
Committee on Transportation and the Environment	LOCAL FUND	Department of Parks and Recreation	3600	3658	Default Service	14	-26,918.32	0			DPR wants to transfer 2 FTE and salary and fringe from Activity 3658 to Activity 3602 (position 77469 and 36213).
Committee on Transportation and the Environment	LOCAL FUND	Department of Parks and Recreation	3600	3602	Default Service	11	121,313.60	2.5			DPR wants to move 2.5 FTE along with salary and fringe from Activity 3905 (0.5 FTE) and Activity 3658 (2 FTE).
Committee on Transportation and the Environment	LOCAL FUND	Department of Parks and Recreation	3600	3602	Default Service	14	31,541.54	0			DPR wants to move 2.5 FTE along with salary and fringe from Activity 3905 (0.5 FTE) and Activity 3658 (2 FTE).
Committee on Transportation and the Environment	LOCAL FUND	District Department of Transportation	OA00	TODV	Default Service	11	-255,195.00	-5			Remove 5 vacant TCO positions at Grade 09, Step 1
Committee on Transportation and the Environment	LOCAL FUND	District Department of Transportation	OA00	TODV	Default Service	14	-67,626.70	0			Remove TCO positions (5 FTE at Grade 09, Step 1)
Committee on Transportation and the Environment	LOCAL FUND	District Department of Transportation	PA00	CPDV	Default Service	11	255,195.00	3			Add 3 FTE in recurring funds to enhance communications with ANCs, the Council, and the public.
Committee on Transportation and the Environment	LOCAL FUND	District Department of Transportation	PA00	CPDV	Default Service	14	67,626.70	0			Add 3 FTE in recurring funds to improve communication with ANCs, the Council, and the public.
Committee on Transportation and the Environment	LOCAL FUND	District Department of Transportation	OA00	PRDV	Default Service	50	100,000.00	0			Activity PRDV (Program OA00), \$100,000 in one-time funds to supplement the BID Parking Abatement Fund for the Downtown BID
Committee on Transportation and the Environment	LOCAL FUND	Department of Energy and Environment	3000	3080	Default Service	50	150,000.00	0			Activity 3080--Air Quality, \$150,000 in one-time funds for an Airplane Noise study phase 2, CSG 50, Object 506--Grants and Gratuities
Committee on Transportation and the Environment	SPECIAL PURPOSE REVENUE FUNDS ('O'TYPE)	Department of Energy and Environment	6000	6030	Default Service	50	2,927,828.00	0			Activity 6030, \$2,927,828 in SPR funds (Fund 6800, Energy Assistance Trust Fund) to restore and increase LIHEAP benefits
Committee on Transportation and the Environment	LOCAL FUND	Department of Energy and Environment	3000	3090	Default Service	50	2,200,000.00	0			\$2.2 million to implement Section 5 (the Childhood Development Center portion) of the Childhood Lead Exposure Prevention Amendment Act of 2017 (B22-29)
Committee on Transportation and the Environment	LOCAL FUND	Department of Parks and Recreation	3600	3650	Default Service	11	9,742.00	0	Transfer In		\$75,551 in recurring funds for a Senior Services Program Manager at Chevy Chase Community Center--TRANSFER from Gov Ops Committee
Committee on Transportation and the Environment	LOCAL FUND	Department of Parks and Recreation	3600	3650	Default Service	14	2,533.00	0	Transfer In		\$75,551 in recurring funds for a Senior Services Program Manager at Chevy Chase Community Center, TRANSFER from Gov Ops Committee
Committee on Transportation and the Environment	LOCAL FUND	Department of Parks and Recreation	3600	3650	Default Service	11	50,219.00	1			Activity 3650, \$75,551 in recurring funds for a Senior Services Program Manager at Chevy Chase Community Center (net of TRANSFER from Gov Ops Committee)
Committee on Transportation and the Environment	LOCAL FUND	Department of Parks and Recreation	3600	3650	Default Service	14	13,057.00	0			Activity 3650, \$75,551 in recurring funds for a Senior Services Program Manager at Chevy Chase Community Center, net of TRANSFER from Gov Ops Committee
Committee on Transportation and the Environment	LOCAL FUND	District Department of Transportation	PD00	TDDV	Default Service	41	100,000.00	0	Transfer In		\$100,000 in recurring funds for the Capitol Hill Cluster School Shuttle, CSG 41, TRANSFER from Judiciary Committee

Council Committee	Appropriated Fund Title	Agency Name	Program	Activity	Service	Comp Source Group	Committee Variance	Committee VarianceFTE	Transfer	Transfer Amount	Comments
Committee on Transportation and the Environment	LOCAL FUND	Department of Public Works	5000	5020	Default Service	11	-314,188.00	-5			Reduce recurring funds and 5 FTEs from Towing
Committee on Transportation and the Environment	LOCAL FUND	Department of Public Works	5000	5020	Default Service	14	-93,848.50	0			Remove recurring funds and 5 FTEs from Towing
Committee on Transportation and the Environment	LOCAL FUND	Department of Public Works	6000	6030	Default Service	11	-90,230.40	-2			Remove \$116,848.37 in recurring funds and 2 FTEs (\$90,230.40 in salary and \$26,617.97 in fringe) in Sanitation Collections and Removals
Committee on Transportation and the Environment	LOCAL FUND	Department of Public Works	6000	6030	Default Service	14	-26,617.97	0			Remove \$116,848.37 in recurring funds and 2 FTEs (\$90,230.40 in salary and \$26,617.97 in fringe) in Sanitation Collections and Removals
Committee on Transportation and the Environment	LOCAL FUND	Department of Public Works	5000	5010	Default Service	11	-426,844.20	-10			Remove \$552,763.25 in recurring funds and 10 FTEs (\$426,844.20 in salary and \$125,919.05 in fringe) in Parking Regulations Enforcement
Committee on Transportation and the Environment	LOCAL FUND	Department of Public Works	5000	5010	Default Service	14	-125,919.05	0			Remove \$552,763.25 in recurring funds and 10 FTEs (\$426,844.20 in salary and \$125,919.05 in fringe) in Parking Regulations Enforcement
Committee on Transportation and the Environment	LOCAL FUND	Department of Public Works	6000	6020	Default Service	11	-95,638.40	-2			Remove \$123,851.72 in recurring funds and 2 FTEs (\$95,638.40 in salary and \$28,213.32 in fringe) in Public Space Cleaning
Committee on Transportation and the Environment	LOCAL FUND	Department of Public Works	6000	6020	Default Service	14	-28,213.32	0			Remove \$123,851.72 in recurring funds and 2 FTEs (\$95,638.40 in salary and \$28,213.32 in fringe) in Public Space Cleaning
Committee on Transportation and the Environment	LOCAL FUND	Department of Public Works	1000	2010	Default Service	12	204,737.00	2			Restore \$447,000 in recurring funds and 2 FTEs to the Office of Waste Diversion
Committee on Transportation and the Environment	LOCAL FUND	Department of Public Works	1000	2010	Default Service	14	34,981.00	0			Restore \$447,000 in recurring funds and 2 FTEs to the Office of Waste Diversion
Committee on Transportation and the Environment	LOCAL FUND	Department of Public Works	1000	2010	Default Service	20	60,940.00	0			Restore \$447,000 in recurring funds and 2 FTEs to the Office of Waste Diversion
Committee on Transportation and the Environment	LOCAL FUND	Department of Public Works	1000	2010	Default Service	40	146,342.00	0			Restore \$447,000 in recurring funds and 2 FTEs to the Office of Waste Diversion
Committee on Transportation and the Environment	SPECIAL PURPOSE REVENUE FUNDS ('O'TYPE)	Department of Motor Vehicles	2000	2010	Default Service	11	-880,313.00	-8			Remove \$1,104,793 and 8 FTE from SPR Fund 1660 Automated Traffic Enforcement Fund
Committee on Transportation and the Environment	SPECIAL PURPOSE REVENUE FUNDS ('O'TYPE)	Department of Motor Vehicles	2000	2010	Default Service	14	-224,480.00	0			Remove \$1,104,793 and 8 FTE from SPR Fund 1660 Automated Traffic Enforcement Fund
Committee on Transportation and the Environment	OPERATING INTRA-DISTRICT FUNDS	Department of Motor Vehicles	2000	2010	Default Service	11	880,313.00	8			Add \$1,104,793 and 8 FTE to Intra-District Fund 7000
Committee on Transportation and the Environment	OPERATING INTRA-DISTRICT FUNDS	Department of Motor Vehicles	2000	2010	Default Service	14	224,480.00	0			Add \$1,104,793 and 8 FTE to Intra-District Fund 7000
Committee on Transportation and the Environment	SPECIAL PURPOSE REVENUE FUNDS ('O'TYPE)	Department of Motor Vehicles	2000	2020	Default Service	11	-314,757.36	-6			Remove \$395,021 and 6 FTE from SPR Fund 1660 Automated Traffic Enforcement Fund
Committee on Transportation and the Environment	SPECIAL PURPOSE REVENUE FUNDS ('O'TYPE)	Department of Motor Vehicles	2000	2020	Default Service	14	-80,263.14	0			Remove \$395,021 and 6 FTE from SPR Fund 1660 Automated Traffic Enforcement Fund
Committee on Transportation and the Environment	OPERATING INTRA-DISTRICT FUNDS	Department of Motor Vehicles	2000	2020	Default Service	11	314,757.36	6			Add \$395,021 and 6 FTE to Intra-District Fund 7000
Committee on Transportation and the Environment	OPERATING INTRA-DISTRICT FUNDS	Department of Motor Vehicles	2000	2020	Default Service	14	80,263.14	0			Add \$395,021 and 6 FTE to Intra-District Fund 7000
Committee on Transportation and the Environment	SPECIAL PURPOSE REVENUE FUNDS ('O'TYPE)	Department of Motor Vehicles	2000	2030	Default Service	41	-4,549,522.00	0			Remove \$4,549,522 from SPR Fund 1660 Automated Traffic Enforcement Fund
Committee on Transportation and the Environment	SPECIAL PURPOSE REVENUE FUNDS ('O'TYPE)	Department of Motor Vehicles	2000	2030	Default Service	41	-313,836.00	0			Remove \$313,836 from SPR Fund 6661 Moving Violation Enforcement Fund
Committee on Transportation and the Environment	SPECIAL PURPOSE REVENUE FUNDS ('O'TYPE)	Department of Motor Vehicles	2000	2030	Default Service	41	-5,962,892.00	0			Remove \$5,962,892 from SPR Fund 6662 Non-Moving Violation Enforcement Fund
Committee on Transportation and the Environment	OPERATING INTRA-DISTRICT FUNDS	Department of Motor Vehicles	2000	2030	Default Service	41	4,549,522.00	0			Add \$4,549,522 to Intra-District Fund 7000
Committee on Transportation and the Environment	LOCAL FUND	Department of Motor Vehicles	2000	2030	Default Service	41	6,276,728.00	0			Add \$6,276,728 to Local Fund 100
Committee on Transportation and the Environment	LOCAL FUND	Department of Motor Vehicles	4000	4010	Default Service	11	38,128.00	1	Transfer In		TRANSFER FROM Judiciary: \$50,000 to provide driver's license and identification card services, and to hire 1 FTE for the Portal of Entry returning citizens program.
Committee on Transportation and the Environment	LOCAL FUND	Department of Motor Vehicles	4000	4010	Default Service	14	9,722.00	0	Transfer In		TRANSFER FROM Judiciary: \$50,000 to provide driver's license and identification card services, and to hire 1 FTE for the Portal of Entry returning citizens program.
Committee on Transportation and the Environment	LOCAL FUND	Department of Motor Vehicles	4000	4010	Default Service	70	2,150.00	0	Transfer In		TRANSFER FROM Judiciary: \$50,000 to provide driver's license and identification card services, and to hire 1 FTE for the Portal of Entry returning citizens program.

Council Committee	Appropriated Fund Title	Agency Name	Program	Activity	Service	Comp Source Group	Committee Variance	Committee VarianceFTE	Transfer	Transfer Amount	Comments
Committee on Transportation and the Environment	LOCAL FUND	Department of General Services	3000	3002	Default Service	41	276,000.00	0	Transfer In		TRANSFER FROM Judiciary: \$276,000 for renovations required at the Department of Corrections for the Portal of Entry facility
Committee on Transportation and the Environment	LOCAL FUND	Department of Public Works	6000	6020	Default Service	11	-34,413.00	-1			Remove position 27309 Clerical Assistant
Committee on Transportation and the Environment	LOCAL FUND	Department of Public Works	6000	6020	Default Service	14	-10,151.83	0			Remove position 27309 Clerical Assistant
Committee on Transportation and the Environment	LOCAL FUND	Department of Public Works	6000	6040	Default Service	11	-55,307.20	-1			Remove position 22989 Gen Equipment Mechanic
Committee on Transportation and the Environment	LOCAL FUND	Department of Public Works	6000	6040	Default Service	14	-16,315.62	0			Remove position 22989 Gen Equipment Mechanic
Committee on Transportation and the Environment	LOCAL FUND	Department of Parks and Recreation	3600	3616	Default Service	50	40,000.00	0			Activity 3616, \$40,000 in one-time funds for competitive grants to organize a community run or walk event series in each Ward, CSG 50 in Sports, Health, and Fitness Programs
Committee on Transportation and the Environment	LOCAL FUND	Department of Motor Vehicles	4000	4010	Default Service	50	168,000.00	0			Add \$168,000 in recurring funds, CSG 50, for repealing S2A language for ignition interlock program, section 10a(e)(2) of B21-335, Bicycle and Pedestrian Safety Act.
Committee on Transportation and the Environment	LOCAL FUND	District Department of Transportation	PD00	TDDV	Default Service	14	20,000.00	0	Transfer In		Transfer in from Committee on Labor and Workforce for adult learner transportation subsidy to DDOT: Project Delivery Administration (PD00), Transit Delivery Division (TDDV), Mass Transit Branch (TDMT), WMATA Oversight (MSST), (\$1,988,633,75\$ total)
Committee on Transportation and the Environment	LOCAL FUND	District Department of Transportation	PD00	TDDV	Default Service	40	500,000.00	0	Transfer In		Transfer in from Committee on Labor and Workforce for adult learner transportation subsidy to DDOT: Project Delivery Administration (PD00), Transit Delivery Division (TDDV), Mass Transit Branch (TDMT), WMATA Oversight (MSST), (\$1,988,633,75\$ total)
Committee on Transportation and the Environment	LOCAL FUND	District Department of Transportation	PD00	TDDV	Default Service	50	1,388,633.75	0	Transfer In		Transfer in from Committee on Labor and Workforce for adult learner transportation subsidy to DDOT: Project Delivery Administration (PD00), Transit Delivery Division (TDDV), Mass Transit Branch (TDMT), WMATA Oversight (MSST), (\$1,988,633,75\$ total)
Committee on Transportation and the Environment	OPERATING INTRA-DISTRICT FUNDS	Department of General Services	3000	3002	Default Service	35	-1,544,630.00	0			The decrease to DGS' Intra-District budget for CSG 35 Occupancy Fixed Costs reflects decreases to the contributions from DBH (-\$68,077), DHCF (-\$170,000), and DHS (-\$665,000 and -\$641,553).
Committee on Transportation and the Environment	OPERATING INTRA-DISTRICT FUNDS	Department of General Services	4000	4001	Default Service	34	-3,645.00	0			The reduction to the DGS Intra-District budget for CSG 34 Security Services reflects a -\$3,465 decrease to the contribution from DDS.
Committee on Transportation and the Environment	OPERATING INTRA-DISTRICT FUNDS	Department of General Services	7000	7004	Default Service	30	-40,000.00	0			The reduction to the DGS Intra-District budget for CSG 30 Activity 7004 (Electricity) reflects a -\$40,000 decrease to the contribution from DHCF.
Committee on Transportation and the Environment	OPERATING INTRA-DISTRICT FUNDS	Department of General Services	7000	7006	Default Service	30	-308,007.00	0			The reduction to the DGS Intra-District budget for CSG 30 Activity 7006 (Water) reflects decreases to the contributions from DBH (-\$185,000) and DOH (-\$123,007).
Committee on Transportation and the Environment	OPERATING INTRA-DISTRICT FUNDS	Department of General Services	8000	8001	Default Service	32	-696,759.00	0			The reduction to the DGS Intra-District budget for CSG 32 Rent reflects decreases to the contributions from DBH (-\$139,785) and DDS (-\$556,974).
Committee on Transportation and the Environment	LOCAL FUND	Department of Motor Vehicles	4000	4010	Default Service	41	200,000.00	0	Transfer In		Transfer in from Judiciary Committee for L21-208 implementation costs associated with upgrades to the DMV computer system for licensing/voter registration.
Committee on Transportation and the Environment	SPECIAL PURPOSE REVENUE FUNDS ('O'TYPE)	Department of Parks and Recreation	2500	2511	Default Service	40	1,000.00	0			Move all funds from Activity 3825 to Activity 2511. Transferred \$1000 in SPR funds (DPR Enterprise Fund) from Activity 3825 CSG 20 to Activity 2511 CSG 40.
Committee on Transportation and the Environment	LOCAL FUND	Department of General Services	1000	1030	Default Service	40	-25,000.00	0			0 reduction to DGS Property Management (\$30,220 total)
Committee on Transportation and the Environment	LOCAL FUND	Department of General Services	1000	1030	Default Service	20	-5,220.00	0			0 reduction to DGS Property Management (\$30,220 total)

Council Committee	Appropriated Fund Title	Agency Name	Program	Activity	Service	Comp Source Group	Committee Variance	Committee VarianceFTE	Transfer	Transfer Amount	Comments
Committee on Transportation and the Environment	LOCAL FUND	Department of General Services	1000	1045	Default Service	40	-16,919.00	0		0	reduction to DGS budget for legal services (\$17,786 total)
Committee on Transportation and the Environment	LOCAL FUND	Department of General Services	1000	1045	Default Service	20	-867	0		0	reduction to DGS budget for legal services (\$17,786 total)
Committee on Transportation and the Environment	LOCAL FUND	Department of General Services	5000	5001	Default Service	41	-1,121,230.00	0		0	reduction to DGS Construction Service budget (\$1.679 million in total)
Committee on Transportation and the Environment	LOCAL FUND	Department of General Services	5000	5001	Default Service	40	-557,770.00	0		0	reduction to DGS Construction Service budget (\$1.679 million in total)
Committee on Transportation and the Environment	LOCAL FUND	Department of General Services	7000	7003	Default Service	30	-500,000.00	0		0	reduction to DGS Local Funds budget for natural gas
Committee on Transportation and the Environment	LOCAL FUND	Department of General Services	8000	8001	Default Service	32	-9,950,000.00	0		0	reduction to DGS Rent: In-Lease
Committee on Transportation and the Environment	LOCAL FUND	Department of General Services	3000	3002	Default Service	11	-89,992.00	-1		0	reduction to DGS budget for position 10128 (salary)
Committee on Transportation and the Environment	LOCAL FUND	Department of General Services	3000	3002	Default Service	14	-22,767.98	0		0	reduction to DGS budget for position 10128 (fringe)
Committee on Transportation and the Environment	LOCAL FUND	Department of General Services	3000	3009	Default Service	70	10,000.00	0		0	\$10,000 in one-time funds to Facilities--Public Education for additional metal detectors at Wilson High School
Committee on Transportation and the Environment	LOCAL FUND	Department of General Services	1000	1040	Default Service	41	5,000.00	0		0	\$5,000 in one-time funds for FY 2018 plus \$3,000 in recurring funds in FY 2018 and across financial plan for the surplus disposition notification tool (BSA subtitle), all CSG 41
Committee on Transportation and the Environment	LOCAL FUND	Department of General Services	1000	1040	Default Service	41	3,000.00	0		0	\$5,000 in one-time funds for FY 2018 plus \$3,000 in recurring funds in FY 2018 and across financial plan for the surplus disposition notification tool (BSA subtitle), all CSG 41

Appropriated Fund Title	Agency Name	Program	Activity	Service	Comp Source Group	Council Variance	Council FTE Variance	Council Comments
LOCAL FUND	Housing Authority Subsidy	3000	3010	Default Service	50	1,215,600.00		Move funds for 100 units of Targeted Affordable Housing (TAH) for individuals from Department of Human Services (DHS) to the Housing Authority Subsidy (HAS).
LOCAL FUND	Housing Authority Subsidy	3000	3010	Default Service	50	1,383,380.01		Move rental portion of 100 units of Permanent Supportive Housing (PSH) from the Department of Human Services (DHS) to the Housing Authority Subsidy (HAS).
LOCAL FUND	Council of the District of Columbia	2000	27	Default Service	40	-30,000.00		Reduction of \$30K from Office of the Budget Director NPS to be moved to NPS
LOCAL FUND	Council of the District of Columbia	2000	27	Default Service	11	30,000.00		Increase of \$30K as a result of an equal reduction from CSG 40
SPECIAL PURPOSE REVENUE FUNDS ('O'TYPE)	Office of the Tenant Advocate	1000	1087		41	125,000.00		reduction of transfer for rent control housing clearinghouse
SPECIAL PURPOSE REVENUE FUNDS ('O'TYPE)	District Department of Transportation	OA00	UFDV	UFTM	40	100,000.00		SPR Swap - 6140-Tree Fund
SPECIAL PURPOSE REVENUE FUNDS ('O'TYPE)	Department of Energy and Environment	3000	3050	Default Service	50	88,559.00		SPR Swap - 0645
SPECIAL PURPOSE REVENUE FUNDS ('O'TYPE)	Department of Energy and Environment	3000	3080	Default Service	50	11,441.00		SPR Swap - 0645
SPECIAL PURPOSE REVENUE FUNDS ('O'TYPE)	Department of Energy and Environment	6000	6030	Default Service	50	242,412.00		SPR Swap - 6700
SPECIAL PURPOSE REVENUE FUNDS ('O'TYPE)	Department of Public Works	6000	6040	GARB	41	39,238.00		SPR Swap - 6010
SPECIAL PURPOSE REVENUE FUNDS ('O'TYPE)	Department of Motor Vehicles	1000	1030	030A	35	254,616.00		SPR Swap -6258
SPECIAL PURPOSE REVENUE FUNDS ('O'TYPE)	Department of Motor Vehicles	1000	1090	090A	70	83,000.00		SPR Swap 6258
SPECIAL PURPOSE REVENUE FUNDS ('O'TYPE)	Department of Motor Vehicles	2000	2010	HEAR	40	59,000.00		SPR Swap 6258
LOCAL FUND	Department of Consumer and Regulatory Affairs	3000	3050	Default Service	11	-491,928.00	-8	Positions 10008293, 10008294, 10008295, 10008296, 10008297, 10008298, 10008299, and 10008300
LOCAL FUND	Department of Consumer and Regulatory Affairs	3000	3050	Default Service	14	-121,014.32		Laborers positions fringe
LOCAL FUND	Department of Consumer and Regulatory Affairs	3000	3050	Default Service	11	-166,336.00	-2	Positions 10008301 and 10008302
LOCAL FUND	Department of Consumer and Regulatory Affairs	3000	3050	Default Service	14	-40,918.66		Lead Laborers positions fringe
LOCAL FUND	Department of Consumer and Regulatory Affairs	4000	3095	Default Service	11	166,336.00	2	Building Code Inspector II salary
LOCAL FUND	Department of Consumer and Regulatory Affairs	4000	3095	Default Service	14	40,918.66		Building Code Inspector II fringe
LOCAL FUND	Department of Consumer and Regulatory Affairs	4000	3080	Default Service	11	491,928.00	8	Positions 10008293, 10008294, 10008295, 10008296, 10008297, 10008298, 10008299, and 10008300
LOCAL FUND	Department of Consumer and Regulatory Affairs	4000	3080	Default Service	14	121,014.32		Housing Code Inspector fringe
LOCAL FUND	Office of the Attorney General for the District of Columbia	6100	6113	Default Service	11	-75,705.00		Reduce salary to have non attorney run the program
LOCAL FUND	Office of the Attorney General for the District of Columbia	6100	6113	Default Service	14	-19,402.00		Reduce fringe to have non attorney

Appropriated Fund Title	Agency Name	Program	Activity	Service	Comp Source Group	Council Variance	Council FTE Variance	Council Comments
LOCAL FUND	Office of the Attorney General for the District of Columbia	6100	6113	Default Service	11	725,243.68	9	2 FTE for community Engagement Specialists \$135,845.03, 1FTE One Public Advocacy Investigator \$75,702.25, 1 FTE One False Claims/Medicaid Fraud Attorney \$129,863.07, 4FTE Litigation Suppt Specialist \$246,873.09, 1 FTE Public Integrity Unit Mgr 136,960.23
LOCAL FUND	Office of the Attorney General for the District of Columbia	6100	6113	Default Service	14	185,863.32		Associated fringe with the 9 newly created FTE's
LOCAL FUND	Department of Forensic Sciences	1000	100F	Default Service	11	-150,000.00		Additional Certified Vacancy Savings
LOCAL FUND	Office of Unified Communications	1000	1010	Default Service	11	-150,000.00		additional certified vacancy savings
LOCAL FUND	D.C. Office on Aging	1000	1010	Default Service	11	-50,000.00		additional vacancy savings
LOCAL FUND	Department of Parks and Recreation	1000	1010	Default Service	11	-400,000.00		additional vacancy savings
LOCAL FUND	Department of Human Services	5000	5037	HC73	50	-3,000,000.00		Reduction in Rapid Rehousing for Families
LOCAL FUND	Department of Small and Local Business Development	3000	3060	Default Service	50	-100,000.00		Reduce transfer iin from the Committee on Transportation and the Environment for alternative grocery store models in Ward 8.
LOCAL FUND	Department of Small and Local Business Development	4000	4030	Default Service	50	-120,000.00		Reduce transfer to increase Main Street budgets by \$10k each.
LOCAL FUND	Deputy Mayor for Greater Economic Opportunity	2000	2010	Default Service	11	-464,721.21	-6	Postions cuts to the agency - (00008318, 00046437,00076753, 10007398)
LOCAL FUND	Deputy Mayor for Greater Economic Opportunity	2000	2010	Default Service	14	-79,932.05		fringe associated with elimination of 6 FTE's
LOCAL FUND	Department of Small and Local Business Development	3000	3060	Default Service	50	-150,000.00		Reduce transfer from the Committee on Transportation and the Environment for food business incubator in Ward 8.
LOCAL FUND	Department of Small and Local Business Development	3000	3060	Default Service	50	-50,000.00		Reduce transfer to create micro-grant programs for entrepreneurs in Wards 7 & 8.
LOCAL FUND	Department of Employment Services	4000	4820	Default Service	50	-1,159,437.50		Reduce 14-15 year old slots by 250, reduce 16-21 slots by 750, reduce transportation stipend by 1000 participants
LOCAL FUND	Office of the City Administrator	2000	2004	Default Service	40	-250,000.00		reduction of funds from the Office of Public Private Partnerships
LOCAL FUND	Office of the State Superintendent of Education	E100	E102	Default Service	11	-106,500.00	-1	Eliminate 1.0 FTE Supervisory Management Liason position #70183
LOCAL FUND	Office of the State Superintendent of Education	E100	E102	Default Service	14	-24,602.00		Fringe associated with Supervisory Management Liason position
LOCAL FUND	Office of the State Superintendent of Education	E200	E203	Default Service	11	-95,791.00	-1	Eliminate vacant IT Specialist position #48931
LOCAL FUND	Office of the State Superintendent of Education	E200	E203	Default Service	14	-22,128.00		Fringe associated with IT Specialist position
LOCAL FUND	Office of the State Superintendent of Education	E600	E603	Default Service	11	-70,345.00	-1	Eliminate 1.0 FTE Management Analyst position #74855
LOCAL FUND	Department of Youth Rehabilitation Services	1000	1090		11	-70,345.00	-1	Eliminate 1.0 FTE Management Analyst position #16139

Appropriated Fund Title	Agency Name	Program	Activity	Service	Comp Source Group	Council Variance	Council FTE Variance	Council Comments
LOCAL FUND	Department of Youth Rehabilitation Services	1000	1090		14	-19,486.00		Fringe benefits associated with Management Analyst position
LOCAL FUND	Department of Youth Rehabilitation Services	1000	1020		40	-5,000.00		In April 2017, the agency had only spent 16% of its FY17 budget authority.
LOCAL FUND	Department of Youth Rehabilitation Services	7000	7030		20	-5,000.00		The budget for this CSG remained flat between FY16 approved budget and the FY18 proposed budget despite a trend of underspending. In FY16 the agency only billed \$682 to this CSG and has not spent any of its FY17 budget authority as of April 2017.
LOCAL FUND	Department of Youth Rehabilitation Services	7000	7030		70	-1,500.00		The agency had budget authority for this CSG in FY16 and FY17 of \$2,500. Despite having zero spending in FY16 and no spending in FY17 year-to-date as of April 2017, the proposed budget increases the budget authority by 60%.
LOCAL FUND	Department of Youth Rehabilitation Services	9000	9030		40	-4,000.00		In April 2017, the agency did not face any spending pressure in CSG 40, having spent 42.6% of its budget. The FY18 proposed budget is 225% or \$91,143 higher than the FY17 budget.
LOCAL FUND	Department of Youth Rehabilitation Services	9000	9040		40	-80,000.00		As of April 2017, the agency had only spent 6.3% of its FY17 budget authority. Nevertheless, the FY18 proposed budget increases the budget authority by 24.1% or \$102,013 while enrollment in residential facilities declining.
LOCAL FUND	Department of Youth Rehabilitation Services	1000	1010		40	-20,000.00		As of April 2017, the agency has only spent 7.9% of its budget authority after receiving a 562% increase in its budget between FY16 and FY17.
LOCAL FUND	Department of Youth Rehabilitation Services	1000	1090		11	-70,345.00	-1	Eliminate 1 vacant FTE: Position 16139 Management Analyst (last occupied August 2016)
LOCAL FUND	Department of Youth Rehabilitation Services	1000	1090		14	-19,485.57		Eliminate fringe benefits associated with Position 16139 Management Analyst
LOCAL FUND	District Department of Transportation	OA00	TODV		11	-1,020,780.00	-20	Eliminate 20 vacant Traffic Control Officer positions
LOCAL FUND	District Department of Transportation	OA00	TODV		14	-270,507.00		Fringe benefits associated with 20 FTE Traffic Enforcement Officer
LOCAL FUND	Office of the Chief Technology Officer	2000	2011		11	-191,818.00	-2	Eliminate 1.0 FTE vacant Writer Editor position # 10007617 and 1.0 FTE vacant Junior Developer position #10007619
LOCAL FUND	Convention Center Transfer-Dedicated Taxes	1000	1100	Default Service	50	-3,265,884.00		Reduction of the local portion of this agency
LOCAL FUND	Office of the Chief Technology Officer	2000	2011		14	-43,734.00		Fringe benefits associated with Writer Editor and Junior Developer positions
LOCAL FUND	Office of the Chief Technology Officer	5000	5010		11	-250,000.00	-2	Eliminate 2.0 FTE IT Specialist positions #10007763 & 10007769
LOCAL FUND	Office of the Chief Technology Officer	5000	5010		14	-57,000.00		Fringe benefits associated with 2.0 FTE IT Specialist positions
LOCAL FUND	Office of the Chief Technology Officer	5000	5020		11	-28,136.00		Fringe benefits associated with IT specialist position

Appropriated Fund Title	Agency Name	Program	Activity	Service	Comp Source Group	Council Variance	Council FTE Variance	Council Comments
LOCAL FUND	Office of the Chief Technology Officer	6000	6010		11	-123,403.00	-1	Eliminate 1.0 FTE Information Tech Specialist position #10007627
LOCAL FUND	Department of Consumer and Regulatory Affairs	1000	1040	Default Service	41	-1,725,000.00		reduction to recognize one time IT savings
LOCAL FUND	Office of the Chief Technology Officer	6000	6010		14	-28,136.00		Fringe benefits associated with Information Tech Specialist position
LOCAL FUND	Office of the Tenant Advocate	1000	1087		41	-125,000.00		reduction of transfer for rent control housing clearinghouse
LOCAL FUND	Department on Disability Services	6000	6035		11	-55,462.00	-1	Eliminate 1.0 FTE Records Management Technician position #24605
LOCAL FUND	Department on Disability Services	6000	6035		14	-12,978.00		Fringe benefits associated with Records Management Technician position
LOCAL FUND	Office of the Tenant Advocate	3000	3015	Default Service	11	-167,000.00		Reduction of local funds, 2 attorney advisors will remain
LOCAL FUND	Office of the Tenant Advocate	3000	3015	Default Service	14	-40,748.00		reduction of local fringe associated with local funding cut
LOCAL FUND	Department of Public Works	5000	5020		11	-942,564.00	-15	Eliminate 15.0 FTE vacant Tow Truck Operator positions
LOCAL FUND	Office of the Tenant Advocate	1000	1090	Default Service	11	-72,033.64		reduction of local funding for program analyst
LOCAL FUND	Department of Public Works	5000	5020		14	-281,546.00		Fringe benefits associated with 15.0 FTE Tow Truck Operator postions
LOCAL FUND	Office of the Tenant Advocate	1000	1090	Default Service	14	-17,576.21		reduction of local fringe associated with local salary cut
LOCAL FUND	Office of the Tenant Advocate	1000	1040	Default Service	11	-38,775.04		reduction of local funds associated with this FTE IT Specialist
LOCAL FUND	Office of the Tenant Advocate	1000	1040	Default Service	14	-9,461.11		associated fringe with cut of local funding for FTE
LOCAL FUND	District Department of Transportation	OA00	UFDV	UFTM	40	-100,000.00		SPR Swap - 6140-Tree Fund
LOCAL FUND	Department of Energy and Environment	3000	3050	Default Service	50	-88,559.00		SPR Swap - 0645
LOCAL FUND	Department of Energy and Environment	3000	3080	Default Service	50	-11,441.00		SPR Swap - 0645
LOCAL FUND	Department of Energy and Environment	6000	6030	Default Service	50	-242,412.00		SPR Swap - 6700
LOCAL FUND	Department of Public Works	6000	6040	GARB	41	-39,238.00		SPR Swap - 6010
LOCAL FUND	Department of Motor Vehicles	1000	1030	030A	35	-254,616.00		SPR Swap -6258
LOCAL FUND	Department of Motor Vehicles	1000	1090	090A	70	-83,000.00		SPR Swap 6258
LOCAL FUND	Department of Motor Vehicles	2000	2010	HEAR	40	-59,000.00		SPR Swap 6258
LOCAL FUND	District Department of Transportation	OA00	TODV	TOTO	70	-233,819.00		SPR Swap 6909
LOCAL FUND	District Department of Transportation	OA00	TODV	TOFO	40	-172,704.00		SPR Swap 6909
LOCAL FUND	District Department of Transportation	OA00	TODV	TOFO	20	-685,576.00		spr swap 6909
LOCAL FUND	Department of Energy and Environment	6000	6030	Default Service	50	-2,500,000.00		spr swap 0662
LOCAL FUND	Department of Energy and Environment	6000	6010	Default Service	50	-172,512.00		spr swap 6700
LOCAL FUND	Department of Energy and Environment	5000	5010	Default Service	70	-10,900.00		spr swap 6700
LOCAL FUND	Department of Energy and Environment	5000	5010	Default Service	40	-55,000.00		spr swap 6700
LOCAL FUND	Department of Energy and Environment	5000	5010	Default Service	20	-4,000.00		spr swap 6700
LOCAL FUND	Department of Public Works	6000	6040	GARB	41	-898,188.00		SPR swap 6082

Appropriated Fund Title	Agency Name	Program	Activity	Service	Comp Source Group	Council Variance	Council FTE Variance	Council Comments
LOCAL FUND	Office of Victim Services and Justice Grants	3000	3010	Default Service	50	-1,000,000.00		Reverse transfer for civil counseling and rebalance with a mix of one time and recurring. Make \$600k of McDuffie \$1M transfer to Civil Gideon one time Make \$400k of \$1M transfer to Civil Gideon recurring.
LOCAL FUND	Office of Victim Services and Justice Grants	3000	3010	Default Service	50	600,000.00		Make \$600k of McDuffie \$1M transfer to Civil Gideon one time
LOCAL FUND	Office of Victim Services and Justice Grants	3000	3010	Default Service	50	400,000.00		Make \$400k of \$1M transfer to Civil Gideon recurring. Final allocation should be FY18: 1m, FY19-21 400K
DEDICATED TAXES	Washington Convention and Sports Authority	1000	1100	Default Service	50	6,128,000.00		New 0.30% dedicated hotel tax to DDC
LOCAL FUND	Housing Authority Subsidy	2000	2001	Default Service	50	1,400,000.00		Project/Sponsor Based LRSP - Subsidy only NOFA
LOCAL FUND	Housing Authority Subsidy	2000	2001	Default Service	50	1,000,000.00		Project Based LRSP - Regular NOFA
LOCAL FUND	Office of the State Superintendent of Education	E100	E102	Default Service	40	4,500,000.00		Childcare subsidy - increase for infants and toddlers
LOCAL FUND	District of Columbia Public Schools	S100	ZA10	Default Service	41	4,785,019.00		Increase UPSFF from 2.38% to 3.0%
LOCAL FUND	District of Columbia Public Charter Schools	1000	1100	Default Service	50	1,433,369.00		Increase UPSFF from 2.38% to 3.0%
LOCAL FUND	University of the District of Columbia Subsidy Account	1000	1100	Default Service	50	1,500,000.00		Enhance UDC Subsidy
LOCAL FUND	Non-Departmental	1000	1100	Default Service	50	500,000.00		Paid Leave Startup
LOCAL FUND	District of Columbia Public Library	L300	L360	Default Service	40	20,000.00		Teens of Distinction And 2 FTE slots to complete Teen Council with teens from each Ward L300/L360
LOCAL FUND	Office of Administrative Hearings	100A	1010	Default Service	11	133,000.00	1	Relocation Expenses Recoupment and Lien Authority Amendment Act of 2016 to fund Two (2) 0.5 FTE positions
LOCAL FUND	Department of Consumer and Regulatory Affairs	1000	1010	Default Service	40	10,000.00		DCRA IT update for Fine increase
LOCAL FUND	Office of the Deputy Mayor for Planning and Economic Development	5000	5095	Default Service	41	1,500,000.00		Enhance WCDEP thru Program in DMPED
LOCAL FUND	District Department of Transportation	1000	1010	010A	41	50,000.00		Potomac River Commuter Ferry Grant
LOCAL FUND	Office of Victim Services and Justice Grants	1000	1040	Default Service	40	125,000.00		Grant - Voices for a second Chance
LOCAL FUND	Commission on the Arts and Humanities	1000	1015	Default Service	40	1,900,000.00		Grants to existing theaters making capital upgrades (add to 3.76M from T&E)
SPECIAL PURPOSE REVENUE FUNDS ('O'TYPE)	Office of the Tenant Advocate	3000	3015	Default Service	11	167,000.00		Reduction of local funds, 2 attorney advisors will remain
SPECIAL PURPOSE REVENUE FUNDS ('O'TYPE)	Office of the Tenant Advocate	3000	3015	Default Service	14	40,748.00		reduction of local fringe associated with local funding cut
SPECIAL PURPOSE REVENUE FUNDS ('O'TYPE)	Office of the Tenant Advocate	1000	1090	Default Service	11	72,033.64		reduction of local funding for program analyst
SPECIAL PURPOSE REVENUE FUNDS ('O'TYPE)	Office of the Tenant Advocate	1000	1090	Default Service	14	17,576.21		reduction of local fringe associated with local salary cut
SPECIAL PURPOSE REVENUE FUNDS ('O'TYPE)	Office of the Tenant Advocate	1000	1040	Default Service	11	38,775.04		reduction of local funds associated with this FTE IT Specialist
SPECIAL PURPOSE REVENUE FUNDS ('O'TYPE)	Office of the Tenant Advocate	1000	1040	Default Service	14	9,461.11		associated fringe with cut of local funding for FTE
SPECIAL PURPOSE REVENUE FUNDS ('O'TYPE)	District Department of Transportation	OA00	TODV	TOTO	70	233,819.00		SPR Swap 6909
SPECIAL PURPOSE REVENUE FUNDS ('O'TYPE)	District Department of Transportation	OA00	TODV	TOFO	40	172,704.00		SPR Swap 6909
SPECIAL PURPOSE REVENUE FUNDS ('O'TYPE)	District Department of Transportation	OA00	TODV	TOFO	20	685,576.00		spr swap 6909

Appropriated Fund Title	Agency Name	Program	Activity	Service	Comp Source Group	Council Variance	Council FTE Variance	Council Comments
SPECIAL PURPOSE REVENUE FUNDS ('O'TYPE)	Department of Energy and Environment	6000	6030	Default Service	50	2,500,000.00		spr swap 0662
SPECIAL PURPOSE REVENUE FUNDS ('O'TYPE)	Department of Energy and Environment	6000	6010	Default Service	50	172,512.00		spr swap 6700
SPECIAL PURPOSE REVENUE FUNDS ('O'TYPE)	Department of Energy and Environment	5000	5010	Default Service	70	10,900.00		spr swap 6700
SPECIAL PURPOSE REVENUE FUNDS ('O'TYPE)	Department of Energy and Environment	5000	5010	Default Service	40	55,000.00		spr swap 6700
SPECIAL PURPOSE REVENUE FUNDS ('O'TYPE)	Department of Energy and Environment	5000	5010	Default Service	20	4,000.00		spr swap 6700
SPECIAL PURPOSE REVENUE FUNDS ('O'TYPE)	Department of Public Works	6000	6040	GARB	41	898,188.00		SPR swap 6082
LOCAL FUND	Housing Authority Subsidy	3000	3010	Default Service	50	2,000,000.00		Increase TAH for Families
LOCAL FUND	Housing Authority Subsidy	3000	3010	Default Service	50	570,531.76		Increase PSH for Families
LOCAL FUND	Department of Human Services	5000	5037	HC60	50	429,468.24		Increase PSH for Families
ENTERPRISE AND OTHER FUNDS-DEDICATED TAX	Housing Production Trust Fund	1000	1100	Default Service	41	6,832.00		adjust admin cost to reflect 12%
ENTERPRISE AND OTHER FUNDS-DEDICATED TAX	Housing Production Trust Fund	1000	1101	Default Service	41	-6,832.00		Deduction to reflect 12% admin cost, HPTF should be \$88M
LOCAL FUND	Office of the Deputy Mayor for Planning and Economic Development	1000	1001	Default Service	40	250,000.00		a family unit study
LOCAL FUND	Department of Behavioral Health	1000	1010	Default Service	11	-128,205.13		Reduce the unallocated \$706,742.56 in salary and \$175,272.16 in fringe to allow the agency to restore the vacant positions it deems as most crucial to its operations by \$160,000 in recurring local funds.
LOCAL FUND	Department of Behavioral Health	1000	1010	Default Service	14	-31,794.87		Reduce the unallocated \$706,742.56 in salary and \$175,272.16 in fringe to allow the agency to restore the vacant positions it deems as most crucial to its operations by \$160,000 in recurring local funds.
LOCAL FUND	Department of Behavioral Health	1000	1030	Default Service	41	160,000.00		Increase non-personal services (CSG 41) by \$160,000 in recurring local funds
LOCAL FUND	Office of the State Superintendent of Education	E600	E604	Default Service	50	175,000.00		grant for DC Scholars
LOCAL FUND	Office of Neighborhood Safety and Engagement	1000	1010	Default Service	50	750,000.00		To fund a "Safe Way Home" grant for youth violence prevention
LOCAL FUND	Department of Parks and Recreation	3900	3905	Default Service	11	-78,410.00	-2	Transfer these FTE to the new agency ONSE
LOCAL FUND	Department of Parks and Recreation	3900	3905	Default Service	14	-20,614.45		Fringe associated with moving of 2 fte to ONSE
LOCAL FUND	Department of Parks and Recreation	3600	3641	Default Service	11	-130,602.52	-3	transfer FTE's to ONSE Pos Number (17761, 42144,42488)
LOCAL FUND	Department of Parks and Recreation	3600	3641	Default Service	14	-33,956.66		Fringe transfer FTE's to ONSE Pos Number (17761, 42144,42488)
LOCAL FUND	Office of Neighborhood Safety and Engagement	1000	1010	Default Service	11	209,012.52	5	Transfer of FTE's from DPR
LOCAL FUND	Office of Neighborhood Safety and Engagement	1000	1010	Default Service	14	54,571.11		Fringe transfer from DPR to ONSE
						17,538,801.68	-42.00	

CAPITAL BUDGET CHARTS

Highlights of the Council's 6-year capital budget include an additional:

- \$300 million for a new East End Medical Center
- Acceleration of the \$78.5 million West ES project
- Acceleration of the \$77.9 million Jefferson MS modernization project
- Acceleration of the \$30 million Eaton ES renovation project
- Acceleration of the \$29 million Anne M. Goding ES project
- Acceleration of the \$13.2 million Theodore Hagans Cultural Center project
- An additional \$35 million for the Logan ES modernization
- An additional \$20 million (total of \$40 million) for the Paid Leave IT System
- \$38.5 million for renovation of the Daly Building
- \$11.9 million for Anacostia Recreation Center modernization
- An additional \$11.4 million for local streets
- An additional \$10 million for the Fort DuPont Ice Arena replacement
- \$8 million for a composting facility
- \$7 million to raise the elevation of Buzzard Point streets above the flood plain
- \$4.5 million for Eastern Market Metro Park

The Council's capital budget decreased the District's reliance on borrowing. Starting in Fiscal Year 2020, and until the amount is equal to the annual depreciation of the District's assets, 25% of the increase in local funds revenue will be directed to the Capital Improvement Program. These funds will be used to fund recurring capital maintenance.

The following chart, compiled by the Office of the Budget Director to the Council, sets forth the Committee's modifications to the Mayor's proposed capital budget, which the Committee hereby recommends for adoption by the Council.

Include Committee (All)

Owner Agency	Owner Agency Name	Project No	Project Title	Scenario	Unspent Allotments	FY 2018	FY 2019	FY 2020	FY 2021	FY 2022	FY 2023	6-yr Total
AB0	COUNCIL OF THE DISTRICT OF COLUMBIA	WIL05C	IT UPGRADES	Mayor's Proposed	\$5,012,074.26	\$0.00	\$0.00	\$0.00	\$0.00	\$0.00	\$0.00	\$0.00
				Committee's Markup								\$0.00
				Council's Markup	(\$2,043,000.00)							\$0.00
			IT UPGRADES Total		\$2,969,074.26	\$0.00	\$0.00	\$0.00	\$0.00	\$0.00	\$0.00	\$0.00
AB0 Total					\$2,969,074.26	\$0.00	\$0.00	\$0.00	\$0.00	\$0.00	\$0.00	\$0.00
AM0	DEPARTMENT OF GENERAL SERVICES	AA237C	RENOVATION OF DC ARMORY	Mayor's Proposed	\$588.40	\$0.00	\$0.00	\$0.00	\$0.00	\$0.00	\$0.00	\$0.00
				Committee's Markup	(\$588.40)							\$0.00
				Council's Markup								\$0.00
			RENOVATION OF DC ARMORY Total		\$0.00	\$0.00	\$0.00	\$0.00	\$0.00	\$0.00	\$0.00	\$0.00
		BC101C	FACILITY CONDITION ASSESSMENT	Mayor's Proposed	\$116,165.33	\$3,500,000.00	\$0.00	\$0.00	\$2,500,000.00	\$1,762,000.00	\$0.00	\$7,762,000.00
				Committee's Markup		(\$3,000,000.00)	\$500,000.00	\$500,000.00	(\$2,000,000.00)	(\$1,262,000.00)	\$500,000.00	(\$4,762,000.00)
				Council's Markup		\$1,400,000.00						\$1,400,000.00
			FACILITY CONDITION ASSESSMENT Total		\$116,165.33	\$1,900,000.00	\$500,000.00	\$500,000.00	\$500,000.00	\$500,000.00	\$500,000.00	\$4,400,000.00
		BRM03C	DC GENERAL CAMPUS RENOVATIONS	Mayor's Proposed	\$1,000,000.00	\$2,500,000.00	\$6,130,000.00	\$1,300,000.00	\$0.00	\$0.00	\$0.00	\$9,930,000.00
				Committee's Markup								\$0.00
				Council's Markup			(\$2,400,000.00)	\$2,400,000.00				\$0.00
			DC GENERAL CAMPUS RENOVATIONS Total		\$1,000,000.00	\$2,500,000.00	\$3,730,000.00	\$3,700,000.00	\$0.00	\$0.00	\$0.00	\$9,930,000.00
		BRM04C	OJS INFRASTRUCTURE UPGRADE	Mayor's Proposed	\$0.00	\$0.00	\$500,000.00	\$2,500,000.00	\$0.00	\$1,000,000.00	\$1,000,000.00	\$5,000,000.00
				Committee's Markup						\$0.00	\$0.00	\$0.00
				Council's Markup								\$0.00
			OJS INFRASTRUCTURE UPGRADE Total		\$0.00	\$0.00	\$500,000.00	\$2,500,000.00	\$0.00	\$1,000,000.00	\$1,000,000.00	\$5,000,000.00
		BRM08C	OAK HILL CAMPUS	Mayor's Proposed	\$0.00	\$1,500,000.00	\$0.00	\$0.00	\$2,500,000.00	\$0.00	\$0.00	\$4,000,000.00
				Committee's Markup								\$0.00
				Council's Markup								\$0.00
			OAK HILL CAMPUS Total		\$0.00	\$1,500,000.00	\$0.00	\$0.00	\$2,500,000.00	\$0.00	\$0.00	\$4,000,000.00
		CAC38C	BUNDY SCHL CHILD ADVOCACY MOD.	Mayor's Proposed	\$0.10	\$0.00	\$0.00	\$0.00	\$0.00	\$0.00	\$0.00	\$0.00
				Committee's Markup	(\$0.10)							\$0.00
				Council's Markup								\$0.00
			BUNDY SCHL CHILD ADVOCACY MOD. Total		\$0.00	\$0.00	\$0.00	\$0.00	\$0.00	\$0.00	\$0.00	\$0.00
		EA710B	NEIGHBORHOOD REVITALIZATION	Mayor's Proposed	\$28,484.02	\$0.00	\$0.00	\$0.00	\$0.00	\$0.00	\$0.00	\$0.00
				Committee's Markup	(\$22,351.71)							\$0.00
				Council's Markup								\$0.00
			NEIGHBORHOOD REVITALIZATION Total		\$6,132.31	\$0.00	\$0.00	\$0.00	\$0.00	\$0.00	\$0.00	\$0.00
		EST01C	EASTERN MARKET METRO PARK	Mayor's Proposed		\$0.00	\$0.00	\$0.00	\$0.00	\$0.00	\$0.00	\$0.00
				Committee's Markup		\$1,000,000.00	\$1,000,000.00	\$2,500,000.00	\$0.00	\$0.00	\$0.00	\$4,500,000.00
				Council's Markup								\$0.00
			EASTERN MARKET METRO PARK Total			\$1,000,000.00	\$1,000,000.00	\$2,500,000.00	\$0.00	\$0.00	\$0.00	\$4,500,000.00
		HZ101C	RENOV UNIT 6, OAKHILL YOUTH CENTER	Mayor's Proposed	\$0.01	\$0.00	\$0.00	\$0.00	\$0.00	\$0.00	\$0.00	\$0.00
				Committee's Markup	(\$0.01)							\$0.00
				Council's Markup								\$0.00
			RENOV UNIT 6, OAKHILL YOUTH CENTER Total		\$0.00	\$0.00	\$0.00	\$0.00	\$0.00	\$0.00	\$0.00	\$0.00
		HZ105C	YSA TRANSITIONAL LIVING	Mayor's Proposed	\$0.35	\$0.00	\$0.00	\$0.00	\$0.00	\$0.00	\$0.00	\$0.00
				Committee's Markup	(\$0.35)							\$0.00
				Council's Markup								\$0.00
			YSA TRANSITIONAL LIVING Total		\$0.00	\$0.00	\$0.00	\$0.00	\$0.00	\$0.00	\$0.00	\$0.00
		N1410C	ELECTRONIC SECURITY STANDARDIZATION	Mayor's Proposed	\$0.01	\$0.00	\$0.00	\$0.00	\$0.00	\$0.00	\$0.00	\$0.00
				Committee's Markup	(\$0.01)							\$0.00
				Council's Markup								\$0.00
			ELECTRONIC SECURITY STANDARDIZATION Total		\$0.00	\$0.00	\$0.00	\$0.00	\$0.00	\$0.00	\$0.00	\$0.00
		N1412C	GOV. CTRS. POOLV/ ANACOSTIA GATEWAY (FEM	Mayor's Proposed	\$12,180.86	\$0.00	\$0.00	\$0.00	\$0.00	\$0.00	\$0.00	\$0.00
				Committee's Markup	(\$12,180.86)							\$0.00
				Council's Markup								\$0.00
			GOV. CTRS. POOLV/ ANACOSTIA GATEWAY (FEM Total		\$0.00	\$0.00	\$0.00	\$0.00	\$0.00	\$0.00	\$0.00	\$0.00
		PL103C	HAZARDOUS MATERIAL ABATEMENT POOL	Mayor's Proposed	\$785,790.79	\$0.00	\$0.00	\$300,000.00	\$300,000.00	\$300,000.00	\$500,000.00	\$1,400,000.00
				Committee's Markup				\$0.00	\$0.00	\$0.00	(\$200,000.00)	(\$200,000.00)

Owner Agency	Owner Agency Name	Project No	Project Title	Scenario	Unspent Allotments	FY 2018	FY 2019	FY 2020	FY 2021	FY 2022	FY 2023	6-yr Total
AMO	DEPARTMENT OF GENERAL SERVICES	PL103C	HAZARDOUS MATERIAL ABATEMENT POOL	Council's Markup								\$0.00
			HAZARDOUS MATERIAL ABATEMENT POOL Total		\$785,790.79	\$0.00	\$0.00	\$300,000.00	\$300,000.00	\$300,000.00	\$300,000.00	\$1,200,000.00
		PL108C	BIG 3 BUILDINGS POOL	Mayor's Proposed	\$2,625,592.88	\$0.00	\$0.00	\$0.00	\$0.00	\$0.00	\$0.00	\$0.00
				Committee's Markup		\$325,000.00						\$325,000.00
				Council's Markup								\$0.00
			BIG 3 BUILDINGS POOL Total		\$2,625,592.88	\$325,000.00	\$0.00	\$0.00	\$0.00	\$0.00	\$0.00	\$325,000.00
		PL402C	ENHANCEMENT COMMUNICATIONS INFRASTRUCTUR	Mayor's Proposed	\$2,065,408.63	\$0.00	\$500,000.00	\$500,000.00	\$1,500,000.00	\$500,000.00	\$500,000.00	\$3,500,000.00
				Committee's Markup					(\$1,000,000.00)	\$0.00	\$0.00	(\$1,000,000.00)
				Council's Markup			\$0.00	\$0.00	\$0.00	\$0.00	\$0.00	\$0.00
			ENHANCEMENT COMMUNICATIONS INFRASTRUCTUR Total		\$2,065,408.63	\$0.00	\$500,000.00	\$500,000.00	\$500,000.00	\$500,000.00	\$500,000.00	\$2,500,000.00
		PL801C	RESTORE EASTERN MARKET & GEORGETOWN LIBR	Mayor's Proposed	\$3,789.03	\$0.00	\$0.00	\$0.00	\$0.00	\$0.00	\$0.00	\$0.00
				Committee's Markup	(\$3,789.03)							\$0.00
				Council's Markup								\$0.00
			RESTORE EASTERN MARKET & GEORGETOWN LIBR Total		\$0.00	\$0.00	\$0.00	\$0.00	\$0.00	\$0.00	\$0.00	\$0.00
		PL901C	ENERGY RETROFITTING OF DISTRICT BUILDING	Mayor's Proposed	\$5,942,099.85	\$500,000.00	\$1,000,000.00	\$5,000,000.00	\$10,000,000.00	\$11,000,000.00	\$0.00	\$27,500,000.00
				Committee's Markup		\$1,200,000.00	\$3,000,000.00	(\$1,000,000.00)	(\$6,000,000.00)	(\$7,000,000.00)	\$4,000,000.00	(\$5,800,000.00)
				Council's Markup								(\$500,000.00)
			ENERGY RETROFITTING OF DISTRICT BUILDING Total		\$5,942,099.85	\$1,200,000.00	\$4,000,000.00	\$4,000,000.00	\$4,000,000.00	\$4,000,000.00	\$4,000,000.00	\$21,200,000.00
		PL902C	CRITICAL SYSTEM REPLACEMENT	Mayor's Proposed	\$2,995,596.30	\$0.00	\$1,500,000.00	\$750,000.00	\$4,000,000.00	\$3,238,000.00	\$2,262,000.00	\$11,750,000.00
				Committee's Markup							\$0.00	\$0.00
				Council's Markup			\$0.00	\$0.00	\$0.00	\$0.00	\$0.00	\$0.00
			CRITICAL SYSTEM REPLACEMENT Total		\$2,995,596.30	\$0.00	\$1,500,000.00	\$750,000.00	\$4,000,000.00	\$3,238,000.00	\$2,262,000.00	\$11,750,000.00
		RES01C	RESERVATION 13 - DEMOLITION & SITE WORK	Mayor's Proposed	\$0.52	\$0.00	\$0.00	\$0.00	\$0.00	\$0.00	\$0.00	\$0.00
				Committee's Markup	(\$0.52)							\$0.00
				Council's Markup								\$0.00
			RESERVATION 13 - DEMOLITION & SITE WORK Total		\$0.00	\$0.00	\$0.00	\$0.00	\$0.00	\$0.00	\$0.00	\$0.00
		SPC01C	DC UNITED SOCCER STADIUM	Mayor's Proposed	\$24,086,463.31	\$1,840,000.00	\$0.00	\$0.00	\$0.00	\$0.00	\$0.00	\$1,840,000.00
				Committee's Markup								\$0.00
				Council's Markup								\$0.00
			DC UNITED SOCCER STADIUM Total		\$24,086,463.31	\$1,840,000.00	\$0.00	\$0.00	\$0.00	\$0.00	\$0.00	\$1,840,000.00
		WIL02C	WILSON BLDG	Mayor's Proposed	\$9,648,131.02	\$4,000,000.00	\$0.00	\$0.00	\$0.00	\$0.00	\$0.00	\$4,000,000.00
				Committee's Markup								\$0.00
				Council's Markup								\$0.00
			WILSON BLDG Total		\$9,648,131.02	\$4,000,000.00	\$0.00	\$0.00	\$0.00	\$0.00	\$0.00	\$4,000,000.00
AMO Total					\$49,271,380.42	\$14,265,000.00	\$11,730,000.00	\$14,750,000.00	\$11,800,000.00	\$9,538,000.00	\$8,562,000.00	\$70,645,000.00
ATO	OFFICE OF THE CHIEF FINANCIAL OFFICER	BF303C	MODERNIZED BUDGET ANALYTICS	Mayor's Proposed	\$0.00	\$0.00	\$3,500,000.00	\$3,200,000.00	\$3,000,000.00	\$0.00	\$0.00	\$9,700,000.00
				Committee's Markup								\$0.00
				Council's Markup								\$0.00
			MODERNIZED BUDGET ANALYTICS Total		\$0.00	\$0.00	\$3,500,000.00	\$3,200,000.00	\$3,000,000.00	\$0.00	\$0.00	\$9,700,000.00
		BF304C	DCSRP - SOAR MODERNIZATION	Mayor's Proposed	\$0.00	\$0.00	\$3,000,000.00	\$21,000,000.00	\$38,500,000.00	\$18,500,000.00	\$10,000,000.00	\$91,000,000.00
				Committee's Markup								\$0.00
				Council's Markup			\$0.00	\$0.00	\$0.00	\$0.00	\$0.00	\$0.00
			DCSRP - SOAR MODERNIZATION Total		\$0.00	\$0.00	\$3,000,000.00	\$21,000,000.00	\$38,500,000.00	\$18,500,000.00	\$10,000,000.00	\$91,000,000.00
		CIM01C	CAPITAL ASSET REPLACEMENT SCHEDULING SYS	Mayor's Proposed	\$1,374,910.73	\$606,000.00	\$0.00	\$0.00	\$0.00	\$0.00	\$0.00	\$606,000.00
				Committee's Markup								\$0.00
				Council's Markup								\$0.00
			CAPITAL ASSET REPLACEMENT SCHEDULING SYS Total		\$1,374,910.73	\$606,000.00	\$0.00	\$0.00	\$0.00	\$0.00	\$0.00	\$606,000.00
		CSP08C	INTEGRATED TAX SYSTEM MODERNIZATION	Mayor's Proposed	\$30,031,079.95	\$6,000,000.00	\$6,900,000.00	\$0.00	\$0.00	\$0.00	\$0.00	\$12,900,000.00
				Committee's Markup								\$0.00
				Council's Markup			\$0.00	\$0.00				\$0.00
			INTEGRATED TAX SYSTEM MODERNIZATION Total		\$30,031,079.95	\$6,000,000.00	\$6,900,000.00	\$0.00	\$0.00	\$0.00	\$0.00	\$12,900,000.00
		CSP10C	IT SYSTEM UPGRADES	Mayor's Proposed	\$0.00	\$0.00	\$500,000.00	\$1,000,000.00	\$1,000,000.00	\$1,000,000.00	\$0.00	\$3,500,000.00
				Committee's Markup								\$0.00
				Council's Markup						\$0.00		\$0.00
			IT SYSTEM UPGRADES Total		\$0.00	\$0.00	\$500,000.00	\$1,000,000.00	\$1,000,000.00	\$1,000,000.00	\$0.00	\$3,500,000.00
ATO Total					\$31,405,990.68	\$6,606,000.00	\$13,900,000.00	\$25,200,000.00	\$42,500,000.00	\$19,500,000.00	\$10,000,000.00	\$117,706,000.00
BA0	OFFICE OF THE SECRETARY	AB102C	ARCHIVES	Mayor's Proposed	\$12,884,363.03	\$0.00	\$12,900,000.00	\$35,274,880.00	\$19,325,120.00	\$0.00	\$0.00	\$67,500,000.00
				Committee's Markup								\$0.00
				Council's Markup		(\$1,724,000.00)	(\$12,900,000.00)		\$14,624,000.00			\$1,724,000.00
			ARCHIVES Total		\$11,160,363.03	\$0.00	\$0.00	\$35,274,880.00	\$33,949,120.00	\$0.00	\$0.00	\$69,224,000.00

Owner Agency	Owner Agency Name	Project No	Project Title	Scenario	Unspent Allotments	FY 2018	FY 2019	FY 2020	FY 2021	FY 2022	FY 2023	6-yr Total
BX0 Total					\$11,160,363.03	\$0.00	\$0.00	\$35,274,880.00	\$33,949,120.00	\$0.00	\$0.00	\$69,224,000.00
BX0	COMMISSION ON ARTS & HUMANITIES	AH717C	COMMUNITY INITIATIVES	Mayor's Proposed	\$10,000.00	\$0.00	\$0.00	\$0.00	\$0.00	\$0.00	\$0.00	\$0.00
				Committee's Markup	(\$10,000.00)							\$0.00
				Council's Markup								\$0.00
			COMMUNITY INITIATIVES Total		\$0.00	\$0.00	\$0.00	\$0.00	\$0.00	\$0.00	\$0.00	\$0.00
		AH7GPC	ARTS & HUMANITIES GRANTS & PROJECTS	Mayor's Proposed	\$32,290.91	\$0.00	\$0.00	\$0.00	\$0.00	\$0.00	\$0.00	\$0.00
				Committee's Markup	(\$25,790.83)							\$0.00
				Council's Markup								\$0.00
			ARTS & HUMANITIES GRANTS & PROJECTS Total		\$6,500.08	\$0.00	\$0.00	\$0.00	\$0.00	\$0.00	\$0.00	\$0.00
BX0 Total					\$6,500.08	\$0.00	\$0.00	\$0.00	\$0.00	\$0.00	\$0.00	\$0.00
CB0	OFFICE OF THE ATTORNEY GENERAL	EN701C	OAG - OFFICE EQUIPMENT & FLEET UPGRADES	Mayor's Proposed	\$240,240.00	\$0.00	\$0.00	\$0.00	\$0.00	\$0.00	\$0.00	\$0.00
				Committee's Markup	(\$40,000.00)							\$0.00
				Council's Markup								\$0.00
			OAG - OFFICE EQUIPMENT & FLEET UPGRADES Total		\$200,240.00	\$0.00	\$0.00	\$0.00	\$0.00	\$0.00	\$0.00	\$0.00
CB0 Total					\$200,240.00	\$0.00	\$0.00	\$0.00	\$0.00	\$0.00	\$0.00	\$0.00
CE0	DC PUBLIC LIBRARY	ASF03C	SHARED TECHNICAL SERVICES	Mayor's Proposed	\$0.00	\$900,000.00	\$2,000,000.00	\$1,600,000.00	\$0.00	\$0.00	\$0.00	\$4,500,000.00
				Committee's Markup								\$0.00
				Council's Markup								\$0.00
			SHARED TECHNICAL SERVICES Total		\$0.00	\$900,000.00	\$2,000,000.00	\$1,600,000.00	\$0.00	\$0.00	\$0.00	\$4,500,000.00
		CAV37C	CAPITOL VIEW LIBRARY	Mayor's Proposed	\$4,020,258.20	\$0.00	\$2,000,000.00	\$0.00	\$0.00	\$0.00	\$0.00	\$2,000,000.00
				Committee's Markup		\$2,700,000.00	(\$2,000,000.00)					\$700,000.00
				Council's Markup								\$0.00
			CAPITOL VIEW LIBRARY Total		\$4,020,258.20	\$2,700,000.00	\$0.00	\$0.00	\$0.00	\$0.00	\$0.00	\$2,700,000.00
		LAR37C	LAMOND RIGGS LIBRARY	Mayor's Proposed	\$0.00	\$5,000,000.00	\$15,000,000.00	\$0.00	\$0.00	\$0.00	\$0.00	\$20,000,000.00
				Committee's Markup								\$0.00
				Council's Markup								\$0.00
			LAMOND RIGGS LIBRARY Total		\$0.00	\$5,000,000.00	\$15,000,000.00	\$0.00	\$0.00	\$0.00	\$0.00	\$20,000,000.00
		LB310C	GENERAL IMPROVEMENT- LIBRARIES	Mayor's Proposed	\$5,490,811.81	\$750,000.00	\$0.00	\$1,500,000.00	\$2,000,000.00	\$2,000,000.00	\$1,500,000.00	\$7,750,000.00
				Committee's Markup								\$0.00
				Council's Markup				\$0.00	\$0.00	\$0.00	\$0.00	\$0.00
			GENERAL IMPROVEMENT- LIBRARIES Total		\$5,490,811.81	\$750,000.00	\$0.00	\$1,500,000.00	\$2,000,000.00	\$2,000,000.00	\$1,500,000.00	\$7,750,000.00
		MCL03C	MARTIN LUTHER KING JR. MEMORIAL CENTRAL	Mayor's Proposed	\$46,715,700.41	\$62,000,000.00	\$59,750,000.00	\$18,000,000.00	\$0.00	\$0.00	\$0.00	\$139,750,000.00
				Committee's Markup		(\$2,000,000.00)	\$2,000,000.00					\$0.00
				Council's Markup								\$0.00
			MARTIN LUTHER KING JR. MEMORIAL CENTRAL Total		\$46,715,700.41	\$60,000,000.00	\$61,750,000.00	\$18,000,000.00	\$0.00	\$0.00	\$0.00	\$139,750,000.00
		SEL37C	SOUTHEAST LIBRARY	Mayor's Proposed	\$150,000.00	\$0.00	\$10,850,000.00	\$12,500,000.00	\$0.00	\$0.00	\$0.00	\$23,350,000.00
				Committee's Markup								\$0.00
				Council's Markup			(\$6,100,000.00)	\$6,100,000.00				\$0.00
			SOUTHEAST LIBRARY Total		\$150,000.00	\$0.00	\$4,750,000.00	\$18,600,000.00	\$0.00	\$0.00	\$0.00	\$23,350,000.00
		SWL37C	SOUTHWEST LIBRARY	Mayor's Proposed	\$2,250,000.00	\$13,000,000.00	\$2,750,000.00	\$0.00	\$0.00	\$0.00	\$0.00	\$15,750,000.00
				Committee's Markup								\$0.00
				Council's Markup								\$0.00
			SOUTHWEST LIBRARY Total		\$2,250,000.00	\$13,000,000.00	\$2,750,000.00	\$0.00	\$0.00	\$0.00	\$0.00	\$15,750,000.00
CE0 Total					\$58,626,770.42	\$82,350,000.00	\$86,250,000.00	\$39,700,000.00	\$2,000,000.00	\$2,000,000.00	\$1,500,000.00	\$213,800,000.00
CF0	DEPARTMENT OF EMPLOYMENT SERVICES	PFL08C	PAID FAMILY LEAVE IT APPLICATION	Mayor's Proposed	\$0.00	\$20,039,000.00	\$0.00	\$0.00	\$0.00	\$0.00	\$0.00	\$20,039,000.00
				Committee's Markup								\$0.00
				Council's Markup		(\$39,000.00)	\$20,000,000.00					\$19,961,000.00
			PAID FAMILY LEAVE IT APPLICATION Total		\$0.00	\$20,000,000.00	\$20,000,000.00	\$0.00	\$0.00	\$0.00	\$0.00	\$40,000,000.00
		SNTRCC	SAINT ELIZABETHS INFRASTRUCTURE ACADEMY	Mayor's Proposed	\$0.00	\$0.00	\$1,750,000.00	\$5,000,000.00	\$10,000,000.00	\$0.00	\$0.00	\$16,750,000.00
				Committee's Markup								\$0.00
				Council's Markup			(\$1,750,000.00)	(\$5,000,000.00)	(\$10,000,000.00)			(\$16,750,000.00)
			SAINT ELIZABETHS INFRASTRUCTURE ACADEMY Total		\$0.00	\$0.00	\$0.00	\$0.00	\$0.00	\$0.00	\$0.00	\$0.00
		UIM02C	UI MODERNIZATION PROJECT-FEDERAL	Mayor's Proposed	\$16,623,934.32	\$8,000,000.00	\$7,844,271.00	\$4,000,000.00	\$0.00	\$0.00	\$0.00	\$19,844,271.00
				Committee's Markup								\$0.00
				Council's Markup								\$0.00
			UI MODERNIZATION PROJECT-FEDERAL Total		\$16,623,934.32	\$8,000,000.00	\$7,844,271.00	\$4,000,000.00	\$0.00	\$0.00	\$0.00	\$19,844,271.00
CF0 Total					\$16,623,934.32	\$28,000,000.00	\$27,844,271.00	\$4,000,000.00	\$0.00	\$0.00	\$0.00	\$59,844,271.00
CIO	OFFICE OF FILM, TELEVISION & ENTERTAINMENT	BP102C	SMALL CAPITAL PROJECTS	Mayor's Proposed	\$1,900,000.00	\$1,000,000.00	\$0.00	\$0.00	\$0.00	\$0.00	\$0.00	\$1,000,000.00
				Committee's Markup	(\$900,000.00)							\$0.00
				Council's Markup								\$0.00

Owner Agency	Owner Agency Name	Project No	Project Title	Scenario	Unspent Allotments	FY 2018	FY 2019	FY 2020	FY 2021	FY 2022	FY 2023	6-yr Total
CIO	OFFICE OF FILM,TELEVISION &ENTERTAINMENT	BP102C	SMALL CAPITAL PROJECTS Total		\$1,000,000.00	\$1,000,000.00	\$0.00	\$0.00	\$0.00	\$0.00	\$0.00	\$1,000,000.00
CIO Total					\$1,000,000.00	\$1,000,000.00	\$0.00	\$0.00	\$0.00	\$0.00	\$0.00	\$1,000,000.00
CRO	DEPT. OF CONSUMER AND REGULATORY AFFAIRS	ISM07C	IT SYSTEMS MODERNIZATION - DCRA	Mayor's Proposed	\$224,038.97	\$0.00	\$1,500,000.00	\$2,000,000.00	\$2,000,000.00	\$2,000,000.00	\$0.00	\$7,500,000.00
				Committee's Markup								\$0.00
				Council's Markup		\$1,424,000.00	\$0.00	\$0.00	\$0.00			\$1,424,000.00
			IT SYSTEMS MODERNIZATION - DCRA Total		\$224,038.97	\$1,424,000.00	\$1,500,000.00	\$2,000,000.00	\$2,000,000.00	\$2,000,000.00	\$0.00	\$8,924,000.00
		ISM11C	DCRA BUSINESS PORTAL	Mayor's Proposed	\$194.00	\$675,000.00	\$0.00	\$0.00	\$0.00	\$0.00	\$0.00	\$675,000.00
				Committee's Markup								\$0.00
				Council's Markup		\$300,000.00						\$300,000.00
			DCRA BUSINESS PORTAL Total		\$194.00	\$975,000.00	\$0.00	\$0.00	\$0.00	\$0.00	\$0.00	\$975,000.00
CRO Total					\$224,232.97	\$2,399,000.00	\$1,500,000.00	\$2,000,000.00	\$2,000,000.00	\$2,000,000.00	\$0.00	\$9,899,000.00
EBO	DEPUTY MAYOR FOR PLANNING AND ECON DEV	AMS11C	MCMILLAN SITE REDEVELOPMENT	Mayor's Proposed	\$35,798,221.52	\$0.00	\$0.00	\$5,000,000.00	\$5,000,000.00	\$0.00	\$0.00	\$10,000,000.00
				Committee's Markup								\$0.00
				Council's Markup								\$0.00
			MCMILLAN SITE REDEVELOPMENT Total		\$35,798,221.52	\$0.00	\$0.00	\$5,000,000.00	\$5,000,000.00	\$0.00	\$0.00	\$10,000,000.00
		AW707C	BOATHOUSE ROW	Mayor's Proposed	\$13,020.00							\$0.00
				Committee's Markup	(\$13,020.00)							\$0.00
				Council's Markup								\$0.00
			BOATHOUSE ROW Total		\$0.00							\$0.00
		AWR01C	SAINT ELIZABETHS E CAMPUS INFRASTRUCTURE	Mayor's Proposed	\$94,666,990.17	\$15,000,000.00	\$10,000,000.00	\$20,000,000.00	\$25,000,000.00	\$25,000,000.00	\$8,000,000.00	\$103,000,000.00
				Committee's Markup								\$0.00
				Council's Markup								\$0.00
			SAINT ELIZABETHS E CAMPUS INFRASTRUCTURE Total		\$94,666,990.17	\$15,000,000.00	\$10,000,000.00	\$20,000,000.00	\$25,000,000.00	\$25,000,000.00	\$8,000,000.00	\$103,000,000.00
		AWT01C	WALTER REED REDEVELOPMENT	Mayor's Proposed	\$14,712,402.44	\$2,000,000.00	\$2,000,000.00	\$2,000,000.00	\$2,000,000.00	\$1,000,000.00	\$5,000,000.00	\$14,000,000.00
				Committee's Markup	(\$2,000,000.00)						\$2,000,000.00	\$2,000,000.00
				Council's Markup								\$0.00
			WALTER REED REDEVELOPMENT Total		\$12,712,402.44	\$2,000,000.00	\$2,000,000.00	\$2,000,000.00	\$2,000,000.00	\$1,000,000.00	\$7,000,000.00	\$16,000,000.00
		EB008C	NEW COMMUNITIES	Mayor's Proposed	\$45,012,841.04	\$30,000,000.00	\$5,000,000.00	\$15,000,000.00	\$20,000,000.00	\$15,000,000.00	\$0.00	\$85,000,000.00
				Committee's Markup								\$0.00
				Council's Markup								\$0.00
			NEW COMMUNITIES Total		\$45,012,841.04	\$30,000,000.00	\$5,000,000.00	\$15,000,000.00	\$20,000,000.00	\$15,000,000.00	\$0.00	\$85,000,000.00
		EB304C	COMMERCIAL CORRIDOR REDEVELOPMENT	Mayor's Proposed	\$8,721.83							\$0.00
				Committee's Markup	(\$8,721.83)							\$0.00
				Council's Markup								\$0.00
			COMMERCIAL CORRIDOR REDEVELOPMENT Total		\$0.00							\$0.00
		EB307C	OLD CONVENTION CENTER REDEVELOPMENT	Mayor's Proposed	\$0.23							\$0.00
				Committee's Markup	(\$0.23)							\$0.00
				Council's Markup								\$0.00
			OLD CONVENTION CENTER REDEVELOPMENT Total		\$0.00							\$0.00
		EB341C	CAP IMPROVEMENT GRANTS FRM GREAT STREETS	Mayor's Proposed	\$63,393.00							\$0.00
				Committee's Markup	(\$63,393.00)							\$0.00
				Council's Markup								\$0.00
			CAP IMPROVEMENT GRANTS FRM GREAT STREETS Total		\$0.00							\$0.00
		EB343C	GEORGIA AVENUE GREAT STREETS	Mayor's Proposed	\$74,788.60							\$0.00
				Committee's Markup	(\$74,788.60)							\$0.00
				Council's Markup								\$0.00
			GEORGIA AVENUE GREAT STREETS Total		\$0.00							\$0.00
		EB402C	PENNSYLVANIA AVENUE SE PROPERTIES	Mayor's Proposed	\$51,925.00							\$0.00
				Committee's Markup	(\$51,925.00)							\$0.00
				Council's Markup								\$0.00
			PENNSYLVANIA AVENUE SE PROPERTIES Total		\$0.00							\$0.00
		EB405C	DOWNTOWN FLOOD BARRICADE	Mayor's Proposed	\$2.00							\$0.00
				Committee's Markup	(\$2.00)							\$0.00
				Council's Markup								\$0.00
			DOWNTOWN FLOOD BARRICADE Total		\$0.00							\$0.00
		EB407C	BASEBALL ACADEMY	Mayor's Proposed	\$10.00							\$0.00
				Committee's Markup	(\$10.00)							\$0.00
				Council's Markup								\$0.00
			BASEBALL ACADEMY Total		\$0.00							\$0.00
		EB409C	DC WATER NEW FACILITY	Mayor's Proposed	\$29,316,215.93	\$8,900,000.00	\$0.00	\$0.00	\$0.00	\$0.00	\$0.00	\$8,900,000.00

Owner Agency	Owner Agency Name	Project No	Project Title	Scenario	Unspent Allotments	FY 2018	FY 2019	FY 2020	FY 2021	FY 2022	FY 2023	6-yr Total
EBO	DEPUTY MAYOR FOR PLANNING AND ECON DEV	EB409C	DC WATER NEW FACILITY	Committee's Markup								\$0.00
				Council's Markup								\$0.00
			DC WATER NEW FACILITY Total		\$29,316,215.93	\$8,900,000.00	\$0.00	\$0.00	\$0.00	\$0.00	\$0.00	\$8,900,000.00
		EB422C	HILL EAST	Mayor's Proposed	\$5,932,393.73	\$4,200,000.00	\$0.00	\$0.00	\$10,000,000.00	\$4,000,000.00	\$0.00	\$18,200,000.00
				Committee's Markup								\$0.00
				Council's Markup								\$0.00
			HILL EAST Total		\$5,932,393.73	\$4,200,000.00	\$0.00	\$0.00	\$10,000,000.00	\$4,000,000.00	\$0.00	\$18,200,000.00
		NG516C	GRIMKE SCHOOL REDEVELOPMENT	Mayor's Proposed	\$3,400,000.00							\$0.00
				Committee's Markup								\$0.00
				Council's Markup								\$0.00
			GRIMKE SCHOOL REDEVELOPMENT Total		\$3,400,000.00							\$0.00
		STH01C	STRAND THEATER	Mayor's Proposed	\$150,000.00	\$0.00	\$0.00	\$0.00	\$0.00	\$0.00	\$0.00	\$0.00
				Committee's Markup	(\$55,591.32)							\$0.00
				Council's Markup								\$0.00
			STRAND THEATER Total		\$94,408.68	\$0.00	\$0.00	\$0.00	\$0.00	\$0.00	\$0.00	\$0.00
EBO Total					\$226,933,473.51	\$60,100,000.00	\$17,000,000.00	\$42,000,000.00	\$62,000,000.00	\$45,000,000.00	\$15,000,000.00	\$241,100,000.00
ENO	DEPT OF SMALL & LOCAL BUSINESS DEVELOPMT	ENS16C	SMALL BUSINESS IT SYSTEM	Mayor's Proposed	\$300,000.00	\$0.00	\$0.00	\$0.00	\$0.00	\$0.00	\$0.00	\$0.00
				Committee's Markup		\$900,000.00						\$900,000.00
				Council's Markup								\$0.00
			SMALL BUSINESS IT SYSTEM Total		\$300,000.00	\$900,000.00	\$0.00	\$0.00	\$0.00	\$0.00	\$0.00	\$900,000.00
ENO Total					\$300,000.00	\$900,000.00	\$0.00	\$0.00	\$0.00	\$0.00	\$0.00	\$900,000.00
FAO	METROPOLITAN POLICE DEPARTMENT	BRM09C	EVIDENCE IMPOUND LOT RENOVATION	Mayor's Proposed	\$0.00	\$0.00	\$3,850,000.00	\$0.00	\$0.00	\$0.00	\$0.00	\$3,850,000.00
				Committee's Markup								\$0.00
				Council's Markup								\$0.00
			EVIDENCE IMPOUND LOT RENOVATION Total		\$0.00	\$0.00	\$3,850,000.00	\$0.00	\$0.00	\$0.00	\$0.00	\$3,850,000.00
		BRM10C	ADA UPGRADES (1D SUB & 4D SUB) MPD STATI	Mayor's Proposed	\$0.00	\$1,750,000.00	\$0.00	\$0.00	\$0.00	\$0.00	\$0.00	\$1,750,000.00
				Committee's Markup								\$0.00
				Council's Markup								\$0.00
			ADA UPGRADES (1D SUB & 4D SUB) MPD STATI Total		\$0.00	\$1,750,000.00	\$0.00	\$0.00	\$0.00	\$0.00	\$0.00	\$1,750,000.00
		EPI20C	MPD--DISASTER RECOVERY	Mayor's Proposed	\$0.00	\$1,850,000.00	\$0.00	\$0.00	\$0.00	\$0.00	\$0.00	\$1,850,000.00
				Committee's Markup								\$0.00
				Council's Markup								\$0.00
			MPD--DISASTER RECOVERY Total		\$0.00	\$1,850,000.00	\$0.00	\$0.00	\$0.00	\$0.00	\$0.00	\$1,850,000.00
		PEQ22C	SPECIALIZED VEHICLES - MPD	Mayor's Proposed	\$6,074,338.08	\$7,000,000.00	\$7,000,000.00	\$7,000,000.00	\$7,000,000.00	\$7,000,000.00	\$7,195,000.00	\$42,195,000.00
				Committee's Markup								\$0.00
				Council's Markup		(\$500,000.00)	(\$500,000.00)	(\$500,000.00)	(\$500,000.00)	(\$500,000.00)	\$0.00	(\$2,500,000.00)
			SPECIALIZED VEHICLES - MPD Total		\$6,074,338.08	\$6,500,000.00	\$6,500,000.00	\$6,500,000.00	\$6,500,000.00	\$6,500,000.00	\$7,195,000.00	\$39,695,000.00
		PL110C	MPD BUILDING RENOVATIONS/CONSTRUCTION	Mayor's Proposed	\$2,260,616.60	\$2,000,000.00	\$2,000,000.00	\$2,750,000.00	\$3,000,000.00	\$3,000,000.00	\$1,500,000.00	\$14,250,000.00
				Committee's Markup								\$0.00
				Council's Markup				\$0.00	\$0.00	\$0.00	\$0.00	\$0.00
			MPD BUILDING RENOVATIONS/CONSTRUCTION Total		\$2,260,616.60	\$2,000,000.00	\$2,000,000.00	\$2,750,000.00	\$3,000,000.00	\$3,000,000.00	\$1,500,000.00	\$14,250,000.00
		XXXXXC	DALY BUILDING RENOVATION	Mayor's Proposed								\$0.00
				Committee's Markup								\$0.00
				Council's Markup								\$0.00
			DALY BUILDING RENOVATION Total							\$3,500,000.00	\$35,000,000.00	\$38,500,000.00
FAO Total					\$8,334,954.68	\$12,100,000.00	\$12,350,000.00	\$9,250,000.00	\$9,500,000.00	\$13,000,000.00	\$43,695,000.00	\$99,895,000.00
FBO	FIRE AND EMERGENCY MEDICAL SERVICES	20600C	FIRE APPARATUS	Mayor's Proposed	\$27,552,236.06	\$15,000,000.00	\$17,000,000.00	\$17,000,000.00	\$15,000,000.00	\$13,500,000.00	\$10,241,000.00	\$87,741,000.00
				Committee's Markup								\$0.00
				Council's Markup			(\$2,000,000.00)	(\$2,000,000.00)			\$0.00	(\$4,000,000.00)
			FIRE APPARATUS Total		\$27,552,236.06	\$15,000,000.00	\$15,000,000.00	\$15,000,000.00	\$15,000,000.00	\$13,500,000.00	\$10,241,000.00	\$83,741,000.00
		20630C	FIRE APPARATUS	Mayor's Proposed	\$2,090,735.00	\$0.00	\$0.00	\$0.00	\$0.00	\$0.00	\$0.00	\$0.00
				Committee's Markup								\$0.00
				Council's Markup								\$0.00
			FIRE APPARATUS Total		\$2,090,735.00	\$0.00	\$0.00	\$0.00	\$0.00	\$0.00	\$0.00	\$0.00
		BRM01C	NEW HARBOR PATROL FACILITY	Mayor's Proposed	\$0.00	\$0.00	\$0.00	\$0.00	\$8,500,000.00	\$12,000,000.00	\$0.00	\$20,500,000.00
				Committee's Markup								\$0.00
				Council's Markup								\$0.00
			NEW HARBOR PATROL FACILITY Total		\$0.00	\$0.00	\$0.00	\$0.00	\$8,500,000.00	\$12,000,000.00	\$0.00	\$20,500,000.00
		BRM11C	FLEET MAINTENANCE/READY RESERVE FACILITY	Mayor's Proposed	\$0.00	\$0.00	\$0.00	\$0.00	\$0.00	\$20,000,000.00	\$25,000,000.00	\$45,000,000.00
				Committee's Markup								\$0.00

Owner Agency	Owner Agency Name	Project No	Project Title	Scenario	Unspent Allotments	FY 2018	FY 2019	FY 2020	FY 2021	FY 2022	FY 2023	6-yr Total
FBO	FIRE AND EMERGENCY MEDICAL SERVICES	BRM11C	FLEET MAINTENANCE/READY RESERVE FACILITY	Council's Markup						\$0.00		\$0.00
			FLEET MAINTENANCE/READY RESERVE FACILITY Total		\$0.00	\$0.00	\$0.00	\$0.00	\$0.00	\$20,000,000.00	\$25,000,000.00	\$45,000,000.00
		LC537C	ENGINE COMPANY 23 RENOVATION	Mayor's Proposed	\$0.00	\$0.00	\$3,750,000.00	\$3,750,000.00	\$0.00	\$0.00	\$0.00	\$7,500,000.00
				Committee's Markup								\$0.00
				Council's Markup								\$0.00
			ENGINE COMPANY 23 RENOVATION Total		\$0.00	\$0.00	\$3,750,000.00	\$3,750,000.00	\$0.00	\$0.00	\$0.00	\$7,500,000.00
		LC837C	RELOCATION OF ENGINE COMPANY 26	Mayor's Proposed	\$256,845.00	\$0.00	\$4,000,000.00	\$4,750,000.00	\$0.00	\$0.00	\$0.00	\$8,750,000.00
				Committee's Markup								\$0.00
				Council's Markup								\$0.00
			RELOCATION OF ENGINE COMPANY 26 Total		\$256,845.00	\$0.00	\$4,000,000.00	\$4,750,000.00	\$0.00	\$0.00	\$0.00	\$8,750,000.00
		LF239C	FEMS SCHEDULED CAPITAL IMPROVEMENTS	Mayor's Proposed	\$1,754,939.01	\$3,500,000.00	\$1,500,000.00	\$3,500,000.00	\$3,500,000.00	\$3,500,000.00	\$1,500,000.00	\$17,000,000.00
				Committee's Markup								\$0.00
				Council's Markup				\$0.00	\$0.00	\$0.00	\$0.00	\$0.00
			FEMS SCHEDULED CAPITAL IMPROVEMENTS Total		\$1,754,939.01	\$3,500,000.00	\$1,500,000.00	\$3,500,000.00	\$3,500,000.00	\$3,500,000.00	\$1,500,000.00	\$17,000,000.00
FBO Total					\$31,654,755.07	\$18,500,000.00	\$24,250,000.00	\$27,000,000.00	\$27,000,000.00	\$49,000,000.00	\$36,741,000.00	\$182,491,000.00
FLO	DEPARTMENT OF CORRECTIONS	CGN04C	WINDOW REPLACEMENT (ADMINISTRATION UNIT	Mayor's Proposed	\$0.00	\$0.00	\$0.00	\$2,500,000.00	\$0.00	\$0.00	\$0.00	\$2,500,000.00
				Committee's Markup				(\$2,500,000.00)				(\$2,500,000.00)
				Council's Markup								\$0.00
			WINDOW REPLACEMENT (ADMINISTRATION UNIT Total		\$0.00	\$0.00	\$0.00	\$0.00	\$0.00	\$0.00	\$0.00	\$0.00
		CR104C	HVAC REPLACEMENT - DOC	Mayor's Proposed	\$1,393,849.97	\$0.00	\$2,000,000.00	\$1,000,000.00	\$0.00	\$0.00	\$0.00	\$3,000,000.00
				Committee's Markup								\$0.00
				Council's Markup								\$0.00
			HVAC REPLACEMENT - DOC Total		\$1,393,849.97	\$0.00	\$2,000,000.00	\$1,000,000.00	\$0.00	\$0.00	\$0.00	\$3,000,000.00
		MA220C	EMERGENCY POWER SYSTEM UPGRADES	Mayor's Proposed	\$0.00	\$2,000,000.00	\$0.00	\$0.00	\$0.00	\$0.00	\$0.00	\$2,000,000.00
				Committee's Markup								\$0.00
				Council's Markup								\$0.00
			EMERGENCY POWER SYSTEM UPGRADES Total		\$0.00	\$2,000,000.00	\$0.00	\$0.00	\$0.00	\$0.00	\$0.00	\$2,000,000.00
FLO Total					\$1,393,849.97	\$2,000,000.00	\$2,000,000.00	\$1,000,000.00	\$0.00	\$0.00	\$0.00	\$5,000,000.00
FR0	DEPARTMENT OF FORENSICS SCIENCES	DCI16C	DFS CAPITAL IMPROVEMENT PROGRAM	Mayor's Proposed	\$1,000,000.00	\$0.00	\$0.00	\$0.00	\$0.00	\$0.00	\$0.00	\$0.00
				Committee's Markup	(\$500,000.00)							\$0.00
				Council's Markup								\$0.00
			DFS CAPITAL IMPROVEMENT PROGRAM Total		\$500,000.00	\$0.00	\$0.00	\$0.00	\$0.00	\$0.00	\$0.00	\$0.00
		DIG01C	DFS DIGITAL FORENSICS CAPITAL REQUIREMEN	Mayor's Proposed	\$0.00	\$1,000,000.00	\$0.00	\$0.00	\$0.00	\$0.00	\$0.00	\$1,000,000.00
				Committee's Markup								\$0.00
				Council's Markup								\$0.00
			DFS DIGITAL FORENSICS CAPITAL REQUIREMEN Total		\$0.00	\$1,000,000.00	\$0.00	\$0.00	\$0.00	\$0.00	\$0.00	\$1,000,000.00
FR0 Total					\$500,000.00	\$1,000,000.00	\$0.00	\$0.00	\$0.00	\$0.00	\$0.00	\$1,000,000.00
GA0	DISTRICT OF COLUMBIA PUBLIC SCHOOLS	AFM04C	TECHNOLOGY MODERNIZATION INITIATIVE	Mayor's Proposed	\$0.00	\$638,000.00	\$0.00	\$0.00	\$0.00	\$0.00	\$0.00	\$638,000.00
				Committee's Markup								\$0.00
				Council's Markup								\$0.00
			TECHNOLOGY MODERNIZATION INITIATIVE Total		\$0.00	\$638,000.00	\$0.00	\$0.00	\$0.00	\$0.00	\$0.00	\$638,000.00
		GI5PKC	EARLY ACTION PRE-K INITIATIVES	Mayor's Proposed	\$1,100,000.00	\$500,000.00	\$500,000.00	\$0.00	\$500,000.00	\$1,500,000.00	\$0.00	\$3,000,000.00
				Committee's Markup								\$0.00
				Council's Markup								\$0.00
			EARLY ACTION PRE-K INITIATIVES Total		\$1,100,000.00	\$500,000.00	\$500,000.00	\$0.00	\$500,000.00	\$1,500,000.00	\$0.00	\$3,000,000.00
		GM101C	ROOF REPAIRS - DCPS	Mayor's Proposed	\$4,375,599.60	\$4,948,000.00	\$3,280,000.00	\$6,209,000.00	\$6,249,000.00	\$3,000,000.00	\$4,000,000.00	\$27,686,000.00
				Committee's Markup								\$0.00
				Council's Markup		\$0.00	\$0.00	\$0.00	\$0.00	\$0.00	\$0.00	\$0.00
			ROOF REPAIRS - DCPS Total		\$4,375,599.60	\$4,948,000.00	\$3,280,000.00	\$6,209,000.00	\$6,249,000.00	\$3,000,000.00	\$4,000,000.00	\$27,686,000.00
		GM102C	BOILER REPAIR	Mayor's Proposed	\$11,283,824.58	\$4,000,000.00	\$4,000,000.00	\$2,000,000.00	\$2,500,000.00	\$2,000,000.00	\$3,000,000.00	\$17,500,000.00
				Committee's Markup								\$0.00
				Council's Markup								\$0.00
			BOILER REPAIR Total		\$11,283,824.58	\$4,000,000.00	\$4,000,000.00	\$2,000,000.00	\$2,500,000.00	\$2,000,000.00	\$3,000,000.00	\$17,500,000.00
		GM120C	GENERAL MISCELLANEOUS REPAIRS - DCPS	Mayor's Proposed	\$7,589,683.16	\$5,500,000.00	\$4,000,000.00	\$3,000,000.00	\$4,800,000.00	\$4,000,000.00	\$4,000,000.00	\$25,300,000.00
				Committee's Markup				\$0.00	\$0.00	\$0.00	\$0.00	\$0.00
				Council's Markup								\$0.00
			GENERAL MISCELLANEOUS REPAIRS - DCPS Total		\$7,589,683.16	\$5,500,000.00	\$4,000,000.00	\$3,000,000.00	\$4,800,000.00	\$4,000,000.00	\$4,000,000.00	\$25,300,000.00
		GM121C	MAJOR REPAIRS/MAINTENANCE	Mayor's Proposed	\$7,732,891.96	\$3,400,000.00	\$2,000,000.00	\$3,100,000.00	\$4,900,000.00	\$5,000,000.00	\$2,500,000.00	\$20,900,000.00
				Committee's Markup						\$0.00	\$0.00	\$0.00
				Council's Markup		\$0.00	\$0.00	\$0.00	\$0.00	\$0.00	\$0.00	\$0.00

Owner Agency	Owner Agency Name	Project No	Project Title	Scenario	Unspent Allotments	FY 2018	FY 2019	FY 2020	FY 2021	FY 2022	FY 2023	6-yr Total
GAO	DISTRICT OF COLUMBIA PUBLIC SCHOOLS	GM121C	MAJOR REPAIRS/MAINTENANCE Total		\$7,732,891.96	\$3,400,000.00	\$2,000,000.00	\$3,100,000.00	\$4,900,000.00	\$5,000,000.00	\$2,500,000.00	\$20,900,000.00
		GM303C	ADA COMPLIANCE - DCPS	Mayor's Proposed	\$5,416,184.05	\$2,820,000.00	\$1,600,000.00	\$1,884,000.00	\$2,000,000.00	\$0.00	\$2,500,000.00	\$10,804,000.00
				Committee's Markup							\$0.00	\$0.00
				Council's Markup							\$0.00	\$0.00
			ADA COMPLIANCE - DCPS Total		\$5,416,184.05	\$2,820,000.00	\$1,600,000.00	\$1,884,000.00	\$2,000,000.00	\$0.00	\$2,500,000.00	\$10,804,000.00
		GM304C	LIFE SAFETY - DCPS	Mayor's Proposed	\$1,351,520.21	\$800,000.00	\$1,425,000.00	\$1,500,000.00	\$2,000,000.00	\$1,500,000.00	\$1,500,000.00	\$8,725,000.00
				Committee's Markup							\$0.00	\$0.00
				Council's Markup		\$0.00	\$0.00	\$0.00	\$0.00	\$0.00	\$0.00	\$0.00
			LIFE SAFETY - DCPS Total		\$1,351,520.21	\$800,000.00	\$1,425,000.00	\$1,500,000.00	\$2,000,000.00	\$1,500,000.00	\$1,500,000.00	\$8,725,000.00
		GM311C	HIGH SCHOOL LABOR - PROGRAM MANAGEMENT	Mayor's Proposed	\$6,493,631.48	\$3,500,000.01	\$4,868,850.00	\$5,502,293.00	\$1,600,000.00	\$0.00	\$0.00	\$15,471,143.01
				Committee's Markup								(\$250,000.00)
				Council's Markup								\$0.00
			HIGH SCHOOL LABOR - PROGRAM MANAGEMENT Total		\$6,493,631.48	\$3,250,000.01	\$4,868,850.00	\$5,502,293.00	\$1,600,000.00	\$0.00	\$0.00	\$15,221,143.01
		GM312C	ES/MS MODERNIZATION CAPITAL LABOR - PROG	Mayor's Proposed	\$13,745,945.28	\$7,500,000.00	\$8,534,950.00	\$7,951,698.00	\$9,679,282.00	\$11,736,746.00	\$8,000,000.00	\$53,402,676.00
				Committee's Markup							\$0.00	\$0.00
				Council's Markup							\$0.00	\$0.00
			ES/MS MODERNIZATION CAPITAL LABOR - PROG Total		\$13,745,945.28	\$7,500,000.00	\$8,534,950.00	\$7,951,698.00	\$9,679,282.00	\$11,736,746.00	\$8,000,000.00	\$53,402,676.00
		GM313C	STABILIZATION CAPITAL LABOR - PROGRAM MG	Mayor's Proposed	\$2,670,311.15	\$2,000,000.00	\$2,250,000.00	\$2,250,000.00	\$2,250,000.00	\$3,100,000.00	\$1,500,000.00	\$13,350,000.00
				Committee's Markup							\$0.00	\$0.00
				Council's Markup		\$0.00	\$0.00	\$0.00	\$0.00	\$0.00	\$0.00	\$0.00
			STABILIZATION CAPITAL LABOR - PROGRAM MG Total		\$2,670,311.15	\$2,000,000.00	\$2,250,000.00	\$2,250,000.00	\$2,250,000.00	\$3,100,000.00	\$1,500,000.00	\$13,350,000.00
		GM314C	SELECTIVE ADDITIONS/NEW CONSTRUCTION LAB	Mayor's Proposed	\$439,094.71	\$0.00	\$0.00	\$0.00	\$0.00	\$0.00	\$0.00	\$0.00
				Committee's Markup								(\$439,094.71)
				Council's Markup								\$0.00
			SELECTIVE ADDITIONS/NEW CONSTRUCTION LAB Total		\$0.00	\$0.00	\$0.00	\$0.00	\$0.00	\$0.00	\$0.00	\$0.00
		MH137C	DUNBAR SHS MODERNIZATION	Mayor's Proposed	\$1,213,905.86	\$0.00	\$0.00	\$0.00	\$0.00	\$0.00	\$0.00	\$0.00
				Committee's Markup								(\$1,045,723.99)
				Council's Markup								\$0.00
			DUNBAR SHS MODERNIZATION Total		\$168,181.87	\$0.00	\$0.00	\$0.00	\$0.00	\$0.00	\$0.00	\$0.00
		MO337C	MOTEN ES MODERNIZATION/RENOVATION	Mayor's Proposed	\$56,191.10	\$0.00	\$0.00	\$0.00	\$0.00	\$0.00	\$0.00	\$0.00
				Committee's Markup								(\$46,351.60)
				Council's Markup								\$0.00
			MOTEN ES MODERNIZATION/RENOVATION Total		\$9,839.50	\$0.00	\$0.00	\$0.00	\$0.00	\$0.00	\$0.00	\$0.00
		MR337C	MAURY ES MODERNIZATION/RENOVATION	Mayor's Proposed	\$17,489,245.32	\$15,000,000.00	\$0.00	\$0.00	\$0.00	\$0.00	\$0.00	\$15,000,000.00
				Committee's Markup								\$0.00
				Council's Markup								\$0.00
			MAURY ES MODERNIZATION/RENOVATION Total		\$17,489,245.32	\$15,000,000.00	\$0.00	\$0.00	\$0.00	\$0.00	\$0.00	\$15,000,000.00
		N8005C	DCPS IT INFRASTRUCTURE UPGRADE	Mayor's Proposed	\$4,161,557.33	\$500,000.00	\$2,200,000.00	\$3,000,000.00	\$1,000,000.00	\$1,000,000.00	\$3,000,000.00	\$10,700,000.00
				Committee's Markup								\$0.00
				Council's Markup							\$0.00	\$0.00
			DCPS IT INFRASTRUCTURE UPGRADE Total		\$4,161,557.33	\$500,000.00	\$2,200,000.00	\$3,000,000.00	\$1,000,000.00	\$1,000,000.00	\$3,000,000.00	\$10,700,000.00
		NG337C	HART MS MODERNIZATION	Mayor's Proposed	\$139,000.63	\$0.00	\$0.00	\$0.00	\$0.00	\$0.00	\$0.00	\$0.00
				Committee's Markup								(\$30,515.75)
				Council's Markup								\$0.00
			HART MS MODERNIZATION Total		\$108,484.88	\$0.00	\$0.00	\$0.00	\$0.00	\$0.00	\$0.00	\$0.00
		NX437C	ANACOSTIA HS MODERNIZATION/RENOV	Mayor's Proposed	\$574,954.37	\$0.00	\$0.00	\$0.00	\$0.00	\$0.00	\$0.00	\$0.00
				Committee's Markup								(\$86,447.82)
				Council's Markup								\$0.00
			ANACOSTIA HS MODERNIZATION/RENOV Total		\$488,506.55	\$0.00	\$0.00	\$0.00	\$0.00	\$0.00	\$0.00	\$0.00
		NX837C	COOLIDGE HS MODERNIZATION/RENOVATION	Mayor's Proposed	\$14,833,539.36	\$74,757,000.00	\$73,958,000.00	\$0.00	\$0.00	\$0.00	\$0.00	\$148,715,000.00
				Committee's Markup								(\$824,000.00)
				Council's Markup			\$824,000.00					\$0.00
			COOLIDGE HS MODERNIZATION/RENOVATION Total		\$14,833,539.36	\$73,933,000.00	\$74,782,000.00	\$0.00	\$0.00	\$0.00	\$0.00	\$148,715,000.00
		PE337C	DREW ES MODERNIZATION/RENOVATION	Mayor's Proposed	\$39,641.34	\$0.00	\$0.00	\$0.00	\$0.00	\$0.00	\$0.00	\$0.00
				Committee's Markup								(\$26,891.34)
				Council's Markup								\$0.00
			DREW ES MODERNIZATION/RENOVATION Total		\$12,750.00	\$0.00	\$0.00	\$0.00	\$0.00	\$0.00	\$0.00	\$0.00
		SG106C	WINDOW REPLACEMENT - DCPS	Mayor's Proposed	\$8,680,257.92	\$2,700,000.00	\$1,000,000.00	\$1,500,000.00	\$4,500,000.00	\$4,660,929.00	\$0.00	\$14,360,929.00
				Committee's Markup								\$0.00
				Council's Markup						\$0.00		\$0.00

Owner Agency	Owner Agency Name	Project No	Project Title	Scenario	Unspent Allotments	FY 2018	FY 2019	FY 2020	FY 2021	FY 2022	FY 2023	6-yr Total
GAO	DISTRICT OF COLUMBIA PUBLIC SCHOOLS	SG106C	WINDOW REPLACEMENT - DCPS Total		\$8,680,257.92	\$2,700,000.00	\$1,000,000.00	\$1,500,000.00	\$4,500,000.00	\$4,660,929.00	\$0.00	\$14,360,929.00
		SK120C	ATHLETIC FACILITIES	Mayor's Proposed	\$1,500,000.00	\$1,500,000.00	\$0.00	\$0.00	\$0.00	\$0.00	\$1,000,000.00	\$2,500,000.00
				Committee's Markup								\$0.00
				Council's Markup							\$0.00	\$0.00
			ATHLETIC FACILITIES Total		\$1,500,000.00	\$1,500,000.00	\$0.00	\$0.00	\$0.00	\$0.00	\$1,000,000.00	\$2,500,000.00
		T2247C	DCPS DCSTARS HW UPGRADE	Mayor's Proposed	\$3,696,324.56	\$3,000,000.00	\$0.00	\$0.00	\$0.00	\$0.00	\$0.00	\$3,000,000.00
				Committee's Markup								\$0.00
				Council's Markup							\$0.00	\$0.00
			DCPS DCSTARS HW UPGRADE Total		\$3,696,324.56	\$3,000,000.00	\$0.00	\$0.00	\$0.00	\$0.00	\$0.00	\$3,000,000.00
		YY101C	BANNEKER HS MODERNIZATION/RENOVATION	Mayor's Proposed	\$826,548.14	\$1,341,000.00	\$9,707,000.00	\$87,670,000.00	\$35,425,000.00	\$0.00	\$0.00	\$134,143,000.00
				Committee's Markup								\$0.00
				Council's Markup								\$0.00
			BANNEKER HS MODERNIZATION/RENOVATION Total		\$826,548.14	\$1,165,000.00	\$9,707,000.00	\$38,325,000.00	\$84,946,000.00	\$0.00	\$0.00	\$134,143,000.00
		YY103C	FRANCIS/STEVENS ES MODERNIZATION/RENOVAT	Mayor's Proposed	\$3,113,382.84	\$0.00	\$0.00	\$0.00	\$0.00	\$3,000,000.00	\$41,977,000.00	\$44,977,000.00
				Committee's Markup								\$0.00
				Council's Markup								\$0.00
			FRANCIS/STEVENS ES MODERNIZATION/RENOVAT Total		\$3,113,382.84	\$0.00	\$0.00	\$0.00	\$0.00	\$3,000,000.00	\$41,977,000.00	\$44,977,000.00
		YY105C	ANNE M. GODING ES	Mayor's Proposed	\$2,946,577.30	\$0.00	\$0.00	\$0.00	\$0.00	\$3,192,000.00	\$25,836,000.00	\$29,028,000.00
				Committee's Markup								\$0.00
				Council's Markup								\$0.00
			ANNE M. GODING ES Total		\$2,946,577.30	\$0.00	\$0.00	\$3,192,000.00	\$25,836,000.00	(\$3,192,000.00)	(\$25,836,000.00)	\$29,028,000.00
		YY107C	LOGAN ES MODERNIZATION/RENOVATION	Mayor's Proposed	\$5,609,010.53	\$0.00	\$0.00	\$0.00	\$0.00	\$0.00	\$2,763,000.00	\$2,763,000.00
				Committee's Markup								\$750,000.00
				Council's Markup								\$0.00
			LOGAN ES MODERNIZATION/RENOVATION Total		\$5,609,010.53	\$750,000.00	\$2,013,000.00	\$35,000,000.00	\$0.00	\$0.00	\$0.00	\$37,763,000.00
		YY108C	BROWNE EC MODERNIZATION	Mayor's Proposed	\$3,009,878.05	\$0.00	\$0.00	\$0.00	\$0.00	\$0.00	\$3,622,000.00	\$3,622,000.00
				Committee's Markup								\$6,400,000.00
				Council's Markup								\$0.00
			BROWNE EC MODERNIZATION Total		\$3,009,878.05	\$0.00	\$0.00	\$0.00	\$0.00	\$0.00	\$10,022,000.00	\$10,022,000.00
		YY120C	SHAW MODERNIZATION /RENOVATION	Mayor's Proposed								\$0.00
				Committee's Markup								\$0.00
				Council's Markup								\$0.00
			SHAW MODERNIZATION /RENOVATION Total								\$3,000,000.00	\$3,000,000.00
		YY144C	HOUSTON ES RENOVATION/MODERNIZATION	Mayor's Proposed	\$0.00	\$2,655,000.00	\$24,127,000.00	\$16,279,000.00	\$0.00	\$0.00	\$0.00	\$43,061,000.00
				Committee's Markup								\$0.00
				Council's Markup								\$0.00
			HOUSTON ES RENOVATION/MODERNIZATION Total		\$0.00	\$2,655,000.00	\$22,627,000.00	\$17,779,000.00	\$0.00	\$0.00	\$0.00	\$43,061,000.00
		YY156C	SIMON ES RENOVATION	Mayor's Proposed	\$71,766.77	\$0.00	\$0.00	\$0.00	\$0.00	\$0.00	\$0.00	\$0.00
				Committee's Markup								\$0.00
				Council's Markup								\$0.00
			SIMON ES RENOVATION Total		\$0.00	\$0.00	\$0.00	\$0.00	\$0.00	\$0.00	\$0.00	\$0.00
		YY161C	BEERS ES MODERNIZATION/RENOVATION	Mayor's Proposed	\$124,021.02	\$0.00	\$0.00	\$0.00	\$0.00	\$0.00	\$0.00	\$0.00
				Committee's Markup								\$0.00
				Council's Markup								\$0.00
			BEERS ES MODERNIZATION/RENOVATION Total		\$99,784.68	\$0.00	\$0.00	\$0.00	\$0.00	\$0.00	\$0.00	\$0.00
		YY164C	HYDE ES MODERNIZATION/RENOVATION	Mayor's Proposed	\$26,885,888.17	\$4,000,000.00	\$0.00	\$0.00	\$0.00	\$0.00	\$0.00	\$4,000,000.00
				Committee's Markup								\$0.00
				Council's Markup								\$0.00
			HYDE ES MODERNIZATION/RENOVATION Total		\$26,885,888.17	\$4,000,000.00	\$0.00	\$0.00	\$0.00	\$0.00	\$0.00	\$4,000,000.00
		YY165C	JEFFERSON MS MODERNIZATION /RENOVATION	Mayor's Proposed	\$2,488,273.63	\$0.00	\$2,729,000.00	\$25,645,000.00	\$49,521,000.00	\$0.00	\$0.00	\$77,895,000.00
				Committee's Markup								\$2,466,588.51
				Council's Markup								\$0.00
			JEFFERSON MS MODERNIZATION /RENOVATION Total		\$2,488,273.63	\$28,374,000.00	\$49,521,000.00	\$0.00	\$0.00	\$0.00	\$0.00	\$77,895,000.00
		YY169C	MANN ES MODERNIZATION/RENOVATION	Mayor's Proposed	\$134,399.75	\$0.00	\$0.00	\$0.00	\$0.00	\$0.00	\$0.00	\$0.00
				Committee's Markup								\$0.00
				Council's Markup								\$0.00
			MANN ES MODERNIZATION/RENOVATION Total		\$101,708.15	\$0.00	\$0.00	\$0.00	\$0.00	\$0.00	\$0.00	\$0.00
		YY170C	ORR ES MODERNIZATION/RENOVATION	Mayor's Proposed	\$31,707,803.81	\$14,636,000.00	\$0.00	\$0.00	\$0.00	\$0.00	\$0.00	\$14,636,000.00
				Committee's Markup								\$0.00
				Council's Markup								\$0.00

Owner Agency	Owner Agency Name	Project No	Project Title	Scenario	Unspent Allotments	FY 2018	FY 2019	FY 2020	FY 2021	FY 2022	FY 2023	6-yr Total
GAO	DISTRICT OF COLUMBIA PUBLIC SCHOOLS	YY170C	ORR ES MODERNIZATION/RENOVATION Total		\$31,707,803.81	\$14,636,000.00	\$0.00	\$0.00	\$0.00	\$0.00	\$0.00	\$14,636,000.00
		YY173C	WEST ES MODERNIZATION/RENOVATION	Mayor's Proposed	\$0.00	\$0.00	\$824,000.00	\$6,120,000.00	\$33,316,000.00	\$42,148,000.00	\$0.00	\$82,408,000.00
				Committee's Markup		\$1,000,000.00	(\$824,000.00)	(\$176,000.00)				\$0.00
				Council's Markup			\$7,500,000.00	\$29,056,000.00	\$1,684,000.00	(\$42,148,000.00)		(\$3,908,000.00)
			WEST ES MODERNIZATION/RENOVATION Total		\$0.00	\$1,000,000.00	\$7,500,000.00	\$35,000,000.00	\$35,000,000.00	\$0.00	\$0.00	\$78,500,000.00
		YY176C	AITON ES RENOVATION/MODERNIZATION	Mayor's Proposed	\$1,035,127.90	\$0.00	\$0.00	\$0.00	\$514,000.00	\$2,571,000.00	\$37,000,000.00	\$40,085,000.00
				Committee's Markup								\$0.00
				Council's Markup								\$0.00
			AITON ES RENOVATION/MODERNIZATION Total		\$1,035,127.90	\$0.00	\$0.00	\$0.00	\$514,000.00	\$2,571,000.00	\$37,000,000.00	\$40,085,000.00
		YY177C	BANCROFT ES MODERNIZATION/RENOVATION	Mayor's Proposed	\$42,409,522.81	\$26,147,000.00	\$0.00	\$0.00	\$0.00	\$0.00	\$0.00	\$26,147,000.00
				Committee's Markup								\$0.00
				Council's Markup								\$0.00
			BANCROFT ES MODERNIZATION/RENOVATION Total		\$42,409,522.81	\$26,147,000.00	\$0.00	\$0.00	\$0.00	\$0.00	\$0.00	\$26,147,000.00
		YY178C	CW HARRIS ES RENOVATION/MODERNIZATION	Mayor's Proposed	\$0.00	\$2,493,000.00	\$22,771,000.00	\$16,279,000.00	\$0.00	\$0.00	\$0.00	\$41,543,000.00
				Committee's Markup								\$0.00
				Council's Markup			(\$1,500,000.00)	\$1,500,000.00				\$0.00
			CW HARRIS ES RENOVATION/MODERNIZATION Total		\$0.00	\$2,493,000.00	\$21,271,000.00	\$17,779,000.00	\$0.00	\$0.00	\$0.00	\$41,543,000.00
		YY180C	EATON ES RENOVATION/MODERNIZATION	Mayor's Proposed	\$0.00	\$0.00	\$0.00	\$0.00	\$0.00	\$3,000,000.00	\$25,900,000.00	\$28,900,000.00
				Committee's Markup		\$23,000,000.00	\$7,000,000.00			(\$3,000,000.00)	(\$25,900,000.00)	\$1,100,000.00
				Council's Markup								\$0.00
			EATON ES RENOVATION/MODERNIZATION Total		\$0.00	\$23,000,000.00	\$7,000,000.00	\$0.00	\$0.00	\$0.00	\$0.00	\$30,000,000.00
		YY181C	ELIOT-HINE JHS RENOVATION/MODERNIZATION	Mayor's Proposed	\$699,276.34	\$4,812,000.00	\$49,247,000.00	\$30,159,000.00	\$0.00	\$0.00	\$0.00	\$84,218,000.00
				Committee's Markup			(\$10,916,000.00)	\$10,916,000.00				\$0.00
				Council's Markup								\$0.00
			ELIOT-HINE JHS RENOVATION/MODERNIZATION Total		\$699,276.34	\$4,812,000.00	\$38,331,000.00	\$41,075,000.00	\$0.00	\$0.00	\$0.00	\$84,218,000.00
		YY182C	GARFIELD ES RENOVATION/MODERNIZATION	Mayor's Proposed	\$1,835,918.99	\$0.00	\$0.00	\$0.00	\$0.00	\$3,210,000.00	\$24,273,000.00	\$27,483,000.00
				Committee's Markup								\$0.00
				Council's Markup								\$0.00
			GARFIELD ES RENOVATION/MODERNIZATION Total		\$1,835,918.99	\$0.00	\$0.00	\$0.00	\$0.00	\$3,210,000.00	\$24,273,000.00	\$27,483,000.00
		YY185C	KIMBALL ES MODERNIZATION/RENOVATION	Mayor's Proposed	\$34,506,428.47	\$17,000,000.00	\$0.00	\$0.00	\$0.00	\$0.00	\$0.00	\$17,000,000.00
				Committee's Markup								\$0.00
				Council's Markup								\$0.00
			KIMBALL ES MODERNIZATION/RENOVATION Total		\$34,506,428.47	\$17,000,000.00	\$0.00	\$0.00	\$0.00	\$0.00	\$0.00	\$17,000,000.00
		YY191C	PAYNE ES RENOVATION/MODERNIZATION	Mayor's Proposed	\$1,099,795.99	\$0.00	\$0.00	\$0.00	\$0.00	\$0.00	\$0.00	\$0.00
				Committee's Markup	(\$269,823.16)							\$0.00
				Council's Markup								\$0.00
			PAYNE ES RENOVATION/MODERNIZATION Total		\$829,972.83	\$0.00	\$0.00	\$0.00	\$0.00	\$0.00	\$0.00	\$0.00
		YY192C	PLUMMER ES RENOVATION/MODERNIZATION	Mayor's Proposed	\$209,370.21	\$0.00	\$0.00	\$0.00	\$0.00	\$0.00	\$0.00	\$0.00
				Committee's Markup	(\$3,764.70)							\$0.00
				Council's Markup								\$0.00
			PLUMMER ES RENOVATION/MODERNIZATION Total		\$205,605.51	\$0.00	\$0.00	\$0.00	\$0.00	\$0.00	\$0.00	\$0.00
		YY193C	RAYMOND ES MODERNIZATION/RENOVATION	Mayor's Proposed	\$995,050.00	\$0.00	\$0.00	\$0.00	\$3,000,000.00	\$24,662,000.00	\$38,538,000.00	\$66,200,000.00
				Committee's Markup								\$0.00
				Council's Markup								\$0.00
			RAYMOND ES MODERNIZATION/RENOVATION Total		\$995,050.00	\$0.00	\$0.00	\$0.00	\$3,000,000.00	\$24,662,000.00	\$38,538,000.00	\$66,200,000.00
		YY195C	SMOTHERS ES MODERNIZATION/RENOVATION	Mayor's Proposed	\$700,000.00	\$0.00	\$0.00	\$0.00	\$2,843,000.00	\$20,000,000.00	\$26,000,000.00	\$48,843,000.00
				Committee's Markup								\$0.00
				Council's Markup								\$0.00
			SMOTHERS ES MODERNIZATION/RENOVATION Total		\$700,000.00	\$0.00	\$0.00	\$0.00	\$2,843,000.00	\$20,000,000.00	\$26,000,000.00	\$48,843,000.00
		YY1DHC	DOROTHY HEIGHT ES MODERNIZATION	Mayor's Proposed	\$0.00	\$0.00	\$0.00	\$0.00	\$0.00	\$4,173,000.00	\$31,000,000.00	\$35,173,000.00
				Committee's Markup								\$0.00
				Council's Markup								\$0.00
			DOROTHY HEIGHT ES MODERNIZATION Total		\$0.00	\$0.00	\$0.00	\$0.00	\$0.00	\$4,173,000.00	\$31,000,000.00	\$35,173,000.00
		YY1RTC	RIVER TERRACE SPECIAL EDUCATION CENTER	Mayor's Proposed	\$526,000.30	\$0.00	\$0.00	\$0.00	\$0.00	\$0.00	\$0.00	\$0.00
				Committee's Markup	(\$164,280.73)							\$0.00
				Council's Markup								\$0.00
			RIVER TERRACE SPECIAL EDUCATION CENTER Total		\$361,719.57	\$0.00	\$0.00	\$0.00	\$0.00	\$0.00	\$0.00	\$0.00
		YY1SPC	CENTRALIZED SWING SPACE	Mayor's Proposed	\$11,952,726.60	\$14,300,000.00	\$4,921,000.00	\$0.00	\$0.00	\$1,800,000.00	\$0.00	\$21,021,000.00
				Committee's Markup		(\$500,000.00)						(\$500,000.00)
				Council's Markup						\$0.00		\$0.00

Owner Agency	Owner Agency Name	Project No	Project Title	Scenario	Unspent Allotments	FY 2018	FY 2019	FY 2020	FY 2021	FY 2022	FY 2023	6-yr Total
GA0	DISTRICT OF COLUMBIA PUBLIC SCHOOLS	YY15PC	CENTRALIZED SWING SPACE Total		\$11,952,726.60	\$13,800,000.00	\$4,921,000.00	\$0.00	\$0.00	\$1,800,000.00	\$0.00	\$20,521,000.00
		YY1W4C	MCFARLAND MIDDLE SCHOOL	Mayor's Proposed	\$45,993,908.68	\$16,914,000.00	\$0.00	\$0.00	\$0.00	\$0.00	\$0.00	\$16,914,000.00
				Committee's Markup								\$0.00
				Council's Markup								\$0.00
			MCFARLAND MIDDLE SCHOOL Total		\$45,993,908.68	\$16,914,000.00	\$0.00	\$0.00	\$0.00	\$0.00	\$0.00	\$16,914,000.00
GA0 Total					\$331,222,391.76	\$288,735,000.01	\$273,331,800.00	\$226,046,991.00	\$194,117,282.00	\$96,913,675.00	\$242,810,000.00	\$1,321,954,748.01
GDO	STATE SUPERINTENDENT OF EDUCATION (OSSE)	EMG16C	EDUCATIONAL GRANT MANAGEMENT SYSTEM II	Mayor's Proposed	\$487,065.45	\$500,000.00	\$500,000.00	\$0.00	\$0.00	\$0.00	\$0.00	\$1,000,000.00
				Committee's Markup								\$0.00
				Council's Markup								\$0.00
			EDUCATIONAL GRANT MANAGEMENT SYSTEM II Total		\$487,065.45	\$500,000.00	\$500,000.00	\$0.00	\$0.00	\$0.00	\$0.00	\$1,000,000.00
		GD001C	DATA INFRASTRUCTURE	Mayor's Proposed	\$4,928,654.00	\$1,000,000.00	\$1,000,000.00	\$0.00	\$1,500,000.00	\$0.00	\$2,500,000.00	\$6,000,000.00
				Committee's Markup								\$0.00
				Council's Markup		\$0.00	\$0.00		\$0.00			\$0.00
			DATA INFRASTRUCTURE Total		\$4,928,654.00	\$1,000,000.00	\$1,000,000.00	\$0.00	\$1,500,000.00	\$0.00	\$2,500,000.00	\$6,000,000.00
GDO Total					\$5,415,719.45	\$1,500,000.00	\$1,500,000.00	\$0.00	\$1,500,000.00	\$0.00	\$2,500,000.00	\$7,000,000.00
GFO	UNIVERSITY OF THE DISTRICT OF COLUMBIA	UG706C	RENOVATION OF UNIVERSITY FACILITIES	Mayor's Proposed	\$71,035,489.12	\$0.00	\$0.00	\$15,000,000.00	\$12,500,000.00	\$23,000,000.00	\$0.00	\$50,500,000.00
				Committee's Markup								\$0.00
				Council's Markup								\$0.00
			RENOVATION OF UNIVERSITY FACILITIES Total		\$71,035,489.12	\$0.00	\$0.00	\$15,000,000.00	\$12,500,000.00	\$23,000,000.00	\$0.00	\$50,500,000.00
GFO Total					\$71,035,489.12	\$0.00	\$0.00	\$15,000,000.00	\$12,500,000.00	\$23,000,000.00	\$0.00	\$50,500,000.00
GO0	SPECIAL EDUCATION TRANSPORTATION	BRM15C	1601 W STREET NE BUILDING RENOVATION	Mayor's Proposed	\$0.00	\$4,000,000.00	\$1,500,000.00	\$0.00	\$0.00	\$0.00	\$0.00	\$5,500,000.00
				Committee's Markup								\$0.00
				Council's Markup								\$0.00
			1601 W STREET NE BUILDING RENOVATION Total		\$0.00	\$4,000,000.00	\$1,500,000.00	\$0.00	\$0.00	\$0.00	\$0.00	\$5,500,000.00
		BRM16C	2215 5TH STREET NE BUILDING RENOVATIONS	Mayor's Proposed	\$0.00	\$4,000,000.00	\$1,500,000.00	\$0.00	\$0.00	\$0.00	\$0.00	\$5,500,000.00
				Committee's Markup								\$0.00
				Council's Markup								\$0.00
			2215 5TH STREET NE BUILDING RENOVATIONS Total		\$0.00	\$4,000,000.00	\$1,500,000.00	\$0.00	\$0.00	\$0.00	\$0.00	\$5,500,000.00
		BU0B0C	VEHICLE REPLACEMENT	Mayor's Proposed	\$11,993,671.48	\$4,442,560.00	\$1,207,463.00	\$2,487,375.00	\$301,411.00	\$2,949,309.00	\$7,194,762.00	\$18,582,880.00
				Committee's Markup		\$0.00	\$0.00	\$0.00	\$0.00	\$0.00	\$0.00	\$0.00
				Council's Markup								\$0.00
			VEHICLE REPLACEMENT Total		\$11,993,671.48	\$4,442,560.00	\$1,207,463.00	\$2,487,375.00	\$301,411.00	\$2,949,309.00	\$7,194,762.00	\$18,582,880.00
		BU501C	DOT GPS	Mayor's Proposed	\$1,000,000.00	\$0.00	\$0.00	\$0.00	\$0.00	\$0.00	\$0.00	\$0.00
				Committee's Markup	(\$1,000,000.00)							\$0.00
				Council's Markup								\$0.00
			DOT GPS Total		\$0.00	\$0.00	\$0.00	\$0.00	\$0.00	\$0.00	\$0.00	\$0.00
GO0 Total					\$11,993,671.48	\$12,442,560.00	\$4,207,463.00	\$2,487,375.00	\$301,411.00	\$2,949,309.00	\$7,194,762.00	\$29,582,880.00
GWO	OFFICE OF THE DEPUTY MAYOR FOR EDUCATION	YY631C	SCHOOL MASTER FACILITIES PLANNING INITIA	Mayor's Proposed	\$407,955.19	\$0.00	\$0.00	\$0.00	\$0.00	\$0.00	\$3,000,000.00	\$3,000,000.00
				Committee's Markup								\$0.00
				Council's Markup								\$0.00
			SCHOOL MASTER FACILITIES PLANNING INITIA Total		\$407,955.19	\$0.00	\$0.00	\$0.00	\$0.00	\$0.00	\$3,000,000.00	\$3,000,000.00
GWO Total					\$407,955.19	\$0.00	\$0.00	\$0.00	\$0.00	\$0.00	\$3,000,000.00	\$3,000,000.00
HA0	DEPARTMENT OF PARKS AND RECREATION	ANR37C	ANACOSTIA REC CENTER MODERNIZATION	Mayor's Proposed	\$1,290,913.66	\$0.00	\$0.00	\$0.00	\$0.00	\$0.00	\$0.00	\$0.00
				Committee's Markup		\$500,000.00				\$1,400,000.00	\$10,000,000.00	\$11,900,000.00
				Council's Markup								\$0.00
			ANACOSTIA REC CENTER MODERNIZATION Total		\$1,290,913.66	\$500,000.00	\$0.00	\$0.00	\$0.00	\$1,400,000.00	\$10,000,000.00	\$11,900,000.00
		AS1ACC	ACCESS AND SECURITY INFRASTRUCTURE	Mayor's Proposed	\$2,000,000.00	\$500,000.00	\$0.00	\$2,000,000.00	\$3,000,000.00	\$2,000,000.00	\$2,000,000.00	\$9,500,000.00
				Committee's Markup		\$0.00		(\$1,500,000.00)	(\$2,500,000.00)	(\$1,500,000.00)	(\$1,500,000.00)	(\$7,000,000.00)
				Council's Markup								\$0.00
			ACCESS AND SECURITY INFRASTRUCTURE Total		\$2,000,000.00	\$500,000.00	\$0.00	\$500,000.00	\$500,000.00	\$500,000.00	\$500,000.00	\$2,500,000.00
		COM37C	CONGRESS HEIGHTS MODERNIZATION	Mayor's Proposed	\$332,472.14	\$0.00	\$1,500,000.00	\$6,000,000.00	\$7,500,000.00	\$0.00	\$0.00	\$15,000,000.00
				Committee's Markup								\$0.00
				Council's Markup								\$0.00
			CONGRESS HEIGHTS MODERNIZATION Total		\$332,472.14	\$0.00	\$1,500,000.00	\$6,000,000.00	\$7,500,000.00	\$0.00	\$0.00	\$15,000,000.00
		FTLPKC	FORT LINCOLN PARK	Mayor's Proposed	\$40,913.66	\$1,000,000.00	\$4,000,000.00	\$0.00	\$0.00	\$0.00	\$0.00	\$5,000,000.00
				Committee's Markup								\$0.00
				Council's Markup								\$0.00
			FORT LINCOLN PARK Total		\$40,913.66	\$1,000,000.00	\$4,000,000.00	\$0.00	\$0.00	\$0.00	\$0.00	\$5,000,000.00
		HRDYRC	HARDY RECREATION CENTER	Mayor's Proposed	\$62,310.00	\$0.00	\$0.00	\$0.00	\$1,250,000.00	\$4,000,000.00	\$0.00	\$5,250,000.00
				Committee's Markup					(\$1,250,000.00)	(\$4,000,000.00)		\$0.00

Owner Agency	Owner Agency Name	Project No	Project Title	Scenario	Unspent Allotments	FY 2018	FY 2019	FY 2020	FY 2021	FY 2022	FY 2023	6-yr Total
HAO	DEPARTMENT OF PARKS AND RECREATION	HRDYRC	HARDY RECREATION CENTER	Council's Markup								\$0.00
			HARDY RECREATION CENTER Total		\$62,310.00	\$1,000,000.00	\$4,250,000.00	\$0.00	\$0.00	\$0.00	\$0.00	\$5,250,000.00
		JELRCC	JELLEFF RECREATION CENTER	Mayor's Proposed	\$0.00	\$2,000,000.00	\$0.00	\$0.00	\$0.00	\$0.00	\$0.00	\$2,000,000.00
				Committee's Markup								\$0.00
				Council's Markup								\$0.00
			JELLEFF RECREATION CENTER Total		\$0.00	\$2,000,000.00	\$0.00	\$0.00	\$0.00	\$0.00	\$0.00	\$2,000,000.00
		LEDPKC	PARK AT LEDROIT	Mayor's Proposed	\$0.00	\$750,000.00	\$0.00	\$0.00	\$0.00	\$0.00	\$0.00	\$750,000.00
				Committee's Markup								\$0.00
				Council's Markup								\$0.00
			PARK AT LEDROIT Total		\$0.00	\$750,000.00	\$0.00	\$0.00	\$0.00	\$0.00	\$0.00	\$750,000.00
		MPKFC	MALCOLM X RECREATION FIELD AND COURTS	Mayor's Proposed	\$0.00	\$800,000.00	\$0.00	\$0.00	\$0.00	\$0.00	\$0.00	\$800,000.00
				Committee's Markup								\$0.00
				Council's Markup								\$0.00
			MALCOLM X RECREATION FIELD AND COURTS Total		\$0.00	\$800,000.00	\$0.00	\$0.00	\$0.00	\$0.00	\$0.00	\$800,000.00
		NPR15C	IT INFRASRURE DPR	Mayor's Proposed	\$821,852.62	\$0.00	\$0.00	\$0.00	\$0.00	\$0.00	\$500,000.00	\$500,000.00
				Committee's Markup							(\$500,000.00)	(\$500,000.00)
				Council's Markup								\$0.00
			IT INFRASRURE DPR Total		\$821,852.62	\$0.00	\$0.00	\$0.00	\$0.00	\$0.00	\$0.00	\$0.00
		PETWTC	PETWORTH RECREATION CENTER	Mayor's Proposed	\$0.00	\$2,000,000.00	\$0.00	\$0.00	\$0.00	\$0.00	\$0.00	\$2,000,000.00
				Committee's Markup								\$0.00
				Council's Markup								\$0.00
			PETWORTH RECREATION CENTER Total		\$0.00	\$2,000,000.00	\$0.00	\$0.00	\$0.00	\$0.00	\$0.00	\$2,000,000.00
		QA201C	26TH & I STREETS PLAYGROUND	Mayor's Proposed		\$0.00	\$0.00	\$0.00	\$0.00	\$0.00	\$0.00	\$0.00
				Committee's Markup		\$0.00	\$0.00	\$0.00	\$0.00	\$1,000,000.00	\$0.00	\$1,000,000.00
				Council's Markup						\$0.00		\$0.00
			26TH & I STREETS PLAYGROUND Total			\$0.00	\$0.00	\$0.00	\$0.00	\$1,000,000.00	\$0.00	\$1,000,000.00
		QD738C	FORT DUPONT ICE ARENA REPLACEMENT	Mayor's Proposed	\$18,755,058.76	\$0.00	\$0.00	\$0.00	\$0.00	\$0.00	\$0.00	\$0.00
				Committee's Markup								\$0.00
				Council's Markup								\$10,000,000.00
			FORT DUPONT ICE ARENA REPLACEMENT Total		\$18,755,058.76	\$10,000,000.00	\$0.00	\$0.00	\$0.00	\$0.00	\$0.00	\$10,000,000.00
		QE437C	HILL EAST PARKS	Mayor's Proposed		\$0.00	\$0.00	\$0.00	\$0.00	\$0.00	\$0.00	\$0.00
				Committee's Markup		\$500,000.00	\$0.00	\$0.00	\$0.00	\$0.00	\$0.00	\$500,000.00
				Council's Markup								\$0.00
			HILL EAST PARKS Total			\$500,000.00	\$0.00	\$0.00	\$0.00	\$0.00	\$0.00	\$500,000.00
		QE511C	ADA COMPLIANCE	Mayor's Proposed	\$3,441,670.79	\$250,000.00	\$0.00	\$0.00	\$0.00	\$0.00	\$0.00	\$1,125,000.00
				Committee's Markup			\$250,000.00	\$250,000.00	\$250,000.00	\$250,000.00	(\$625,000.00)	\$375,000.00
				Council's Markup		\$0.00	\$0.00	\$0.00	\$0.00			\$0.00
			ADA COMPLIANCE Total		\$3,441,670.79	\$250,000.00	\$250,000.00	\$250,000.00	\$250,000.00	\$250,000.00	\$250,000.00	\$1,500,000.00
		QF4RCC	BENNING PARK RECREATION CENTER - REHAB	Mayor's Proposed	\$4,743,290.35	\$0.00	\$0.00	\$5,000,000.00	\$0.00	\$0.00	\$0.00	\$5,000,000.00
				Committee's Markup								\$0.00
				Council's Markup								\$0.00
			BENNING PARK RECREATION CENTER - REHAB Total		\$4,743,290.35	\$0.00	\$0.00	\$5,000,000.00	\$0.00	\$0.00	\$0.00	\$5,000,000.00
		QFL15C	DPR FLEET UPGRADES	Mayor's Proposed	\$69,975.14	\$500,000.00	\$0.00	\$0.00	\$0.00	\$0.00	\$500,000.00	\$1,000,000.00
				Committee's Markup							(\$500,000.00)	(\$500,000.00)
				Council's Markup								\$0.00
			DPR FLEET UPGRADES Total		\$69,975.14	\$500,000.00	\$0.00	\$0.00	\$0.00	\$0.00	\$0.00	\$500,000.00
		QH750C	PARK IMPROVEMENTS - PROJECT MANAGEMENT	Mayor's Proposed	\$329,000.00	\$242,672.00	\$247,525.44	\$254,951.04	\$262,600.02	\$270,477.00	\$273,129.00	\$1,551,354.50
				Committee's Markup	(\$329,000.00)							\$0.00
				Council's Markup								\$0.00
			PARK IMPROVEMENTS - PROJECT MANAGEMENT Total		\$0.00	\$242,672.00	\$247,525.44	\$254,951.04	\$262,600.02	\$270,477.00	\$273,129.00	\$1,551,354.50
		QM601C	RAYMOND RECREATION CENTER	Mayor's Proposed	\$4,742.43	\$0.00	\$0.00	\$0.00	\$0.00	\$0.00	\$0.00	\$0.00
				Committee's Markup	(\$3,473.56)							\$0.00
				Council's Markup								\$0.00
			RAYMOND RECREATION CENTER Total		\$1,268.87	\$0.00	\$0.00	\$0.00	\$0.00	\$0.00	\$0.00	\$0.00
		QM701C	CHEVY CHASE RECREATION CENTER	Mayor's Proposed	\$0.00	\$0.00	\$3,500,000.00	\$4,500,000.00	\$0.00	\$0.00	\$0.00	\$8,000,000.00
				Committee's Markup								\$0.00
				Council's Markup								\$0.00
			CHEVY CHASE RECREATION CENTER Total		\$0.00	\$0.00	\$3,500,000.00	\$4,500,000.00	\$0.00	\$0.00	\$0.00	\$8,000,000.00
		QM802C	NOMA PARKS & REC CENTERS	Mayor's Proposed	\$8,878,209.04	\$5,000,000.00	\$5,000,000.00	\$5,000,000.00	\$5,000,000.00	\$0.00	\$0.00	\$20,000,000.00
				Committee's Markup				(\$3,300,000.00)				\$0.00

Owner Agency	Owner Agency Name	Project No	Project Title	Scenario	Unspent Allotments	FY 2018	FY 2019	FY 2020	FY 2021	FY 2022	FY 2023	6-yr Total		
HAO	DEPARTMENT OF PARKS AND RECREATION	QM802C	NOMA PARKS & REC CENTERS	Council's Markup			(\$1,650,000.00)	\$1,650,000.00				\$0.00		
			NOMA PARKS & REC CENTERS Total		\$8,878,209.04	\$8,300,000.00	\$3,350,000.00	\$3,350,000.00	\$5,000,000.00	\$0.00	\$0.00	\$20,000,000.00		
		QN501C	LANGDON COMMUNITY CENTER REDEVELOPMENT	Mayor's Proposed	\$10.73	\$0.00	\$0.00	\$0.00	\$0.00	\$0.00	\$0.00	\$0.00	\$0.00	
				Committee's Markup	(\$10.73)	\$0.00	\$0.00	\$0.00	\$0.00	\$0.00	\$0.00	\$5,000,000.00	\$5,000,000.00	
				Council's Markup									\$0.00	
			LANGDON COMMUNITY CENTER REDEVELOPMENT Total		\$0.00	\$0.00	\$0.00	\$0.00	\$0.00	\$0.00	\$0.00	\$5,000,000.00	\$5,000,000.00	
		QN637C	UPSHUR RECREATION CENTER	Mayor's Proposed	\$0.00	\$0.00	\$0.00	\$0.00	\$0.00	\$0.00	\$0.00	\$0.00	\$12,000,000.00	\$12,000,000.00
				Committee's Markup										\$0.00
				Council's Markup										\$0.00
			UPSHUR RECREATION CENTER Total		\$0.00	\$0.00	\$0.00	\$0.00	\$0.00	\$0.00	\$0.00	\$0.00	\$12,000,000.00	\$12,000,000.00
		QN702C	ATHLETIC FIELD AND PARK IMPROVEMENTS	Mayor's Proposed	\$4,024,640.02	\$500,000.00	\$500,000.00	\$0.00	\$500,000.00	\$4,000,000.00	\$1,500,000.00	\$1,500,000.00	\$7,000,000.00	\$7,000,000.00
				Committee's Markup						\$0.00	\$0.00	\$0.00	\$0.00	\$0.00
				Council's Markup										\$0.00
			ATHLETIC FIELD AND PARK IMPROVEMENTS Total		\$4,024,640.02	\$500,000.00	\$500,000.00	\$0.00	\$500,000.00	\$4,000,000.00	\$1,500,000.00	\$1,500,000.00	\$7,000,000.00	\$7,000,000.00
		QN751C	FRANKLIN SQUARE PARK	Mayor's Proposed	\$951,348.03	\$4,800,000.00	\$9,000,000.00	\$0.00	\$0.00	\$0.00	\$0.00	\$0.00	\$13,800,000.00	\$13,800,000.00
				Committee's Markup										\$0.00
				Council's Markup										\$0.00
			FRANKLIN SQUARE PARK Total		\$951,348.03	\$4,800,000.00	\$9,000,000.00	\$0.00	\$0.00	\$0.00	\$0.00	\$0.00	\$13,800,000.00	\$13,800,000.00
		QN754C	LANSBURGH PARK IMPROVEMENTS	Mayor's Proposed	\$0.00	\$0.00	\$0.00	\$500,000.00	\$0.00	\$0.00	\$0.00	\$0.00	\$0.00	\$500,000.00
				Committee's Markup										\$0.00
				Council's Markup										\$0.00
			LANSBURGH PARK IMPROVEMENTS Total		\$0.00	\$0.00	\$0.00	\$500,000.00	\$0.00	\$0.00	\$0.00	\$0.00	\$0.00	\$500,000.00
		QP5ARC	ARBORETUM COMMUNITY CENTER	Mayor's Proposed	\$0.00	\$7,200,000.00	\$0.00	\$0.00	\$0.00	\$0.00	\$0.00	\$0.00	\$0.00	\$7,200,000.00
				Committee's Markup										\$0.00
				Council's Markup										\$0.00
			ARBORETUM COMMUNITY CENTER Total		\$0.00	\$7,200,000.00	\$0.00	\$0.00	\$0.00	\$0.00	\$0.00	\$0.00	\$0.00	\$7,200,000.00
		RE017C	PARKVIEW REC CNTR	Mayor's Proposed	\$0.00	\$0.00	\$0.00	\$0.00	\$0.00	\$0.00	\$0.00	\$0.00	\$12,300,000.00	\$12,300,000.00
				Committee's Markup										\$0.00
				Council's Markup										\$0.00
			PARKVIEW REC CNTR Total		\$0.00	\$0.00	\$0.00	\$0.00	\$0.00	\$0.00	\$0.00	\$0.00	\$12,300,000.00	\$12,300,000.00
		RG001C	GENERAL IMPROVEMENTS	Mayor's Proposed	\$3,284,679.64	\$0.00	\$3,937,847.00	\$3,925,000.00	\$4,000,000.00	\$5,000,000.00	\$2,500,000.00	\$2,500,000.00	\$19,362,847.00	\$19,362,847.00
				Committee's Markup		\$1,161,000.00	(\$1,187,847.00)	(\$1,175,000.00)	(\$1,250,000.00)	(\$2,250,000.00)	\$250,000.00	(\$4,451,847.00)	(\$800,000.00)	(\$800,000.00)
				Council's Markup										\$0.00
			GENERAL IMPROVEMENTS Total		\$3,284,679.64	\$361,000.00	\$2,750,000.00	\$2,750,000.00	\$2,750,000.00	\$2,750,000.00	\$2,750,000.00	\$2,750,000.00	\$14,111,000.00	\$14,111,000.00
		RG003C	PLAYGROUND EQUIPMENT	Mayor's Proposed	\$4,086.42	\$1,435,000.00	\$1,000,000.00	\$0.00	\$0.00	\$0.00	\$0.00	\$0.00	\$0.00	\$2,435,000.00
				Committee's Markup	(\$4,086.42)		\$500,000.00							\$500,000.00
				Council's Markup										\$0.00
			PLAYGROUND EQUIPMENT Total		\$0.00	\$1,435,000.00	\$1,500,000.00	\$0.00	\$0.00	\$0.00	\$0.00	\$0.00	\$0.00	\$2,935,000.00
		RG006C	SWIMMING POOL REPLACEMENT	Mayor's Proposed	\$4,173,745.57	\$0.00	\$0.00	\$1,500,000.00	\$3,000,000.00	\$3,500,000.00	\$0.00	\$0.00	\$0.00	\$8,000,000.00
				Committee's Markup			\$2,000,000.00	\$500,000.00	(\$1,000,000.00)	(\$1,500,000.00)	\$2,000,000.00	\$2,000,000.00	\$2,000,000.00	\$2,000,000.00
				Council's Markup						\$0.00				\$0.00
			SWIMMING POOL REPLACEMENT Total		\$4,173,745.57	\$0.00	\$2,000,000.00	\$2,000,000.00	\$2,000,000.00	\$2,000,000.00	\$2,000,000.00	\$2,000,000.00	\$2,000,000.00	\$10,000,000.00
RG011C	WATER FOUNTAIN REPLACEMENT	Mayor's Proposed	\$20.07	\$0.00	\$0.00	\$0.00	\$0.00	\$0.00	\$0.00	\$0.00	\$0.00	\$0.00		
		Committee's Markup	(\$20.07)									\$0.00		
		Council's Markup										\$0.00		
	WATER FOUNTAIN REPLACEMENT Total		\$0.00	\$0.00	\$0.00	\$0.00	\$0.00	\$0.00	\$0.00	\$0.00	\$0.00	\$0.00		
RR015C	PARK LIGHTING	Mayor's Proposed	\$5,000.90	\$0.00	\$0.00	\$0.00	\$0.00	\$0.00	\$0.00	\$0.00	\$0.00	\$0.00		
		Committee's Markup	(\$5,000.00)									\$0.00		
		Council's Markup										\$0.00		
	PARK LIGHTING Total		\$0.90	\$0.00	\$0.00	\$0.00	\$0.00	\$0.00	\$0.00	\$0.00	\$0.00	\$0.00		
SET38C	SOUTHEAST TENNIS AND LEARNING CENTER	Mayor's Proposed	\$1,024,312.71	\$0.00	\$0.00	\$0.00	\$0.00	\$0.00	\$0.00	\$0.00	\$13,000,000.00	\$13,000,000.00		
		Committee's Markup	(\$305,772.35)								\$0.00	\$0.00		
		Council's Markup										\$0.00		
	SOUTHEAST TENNIS AND LEARNING CENTER Total		\$718,540.36	\$0.00	\$0.00	\$0.00	\$0.00	\$0.00	\$0.00	\$0.00	\$13,000,000.00	\$13,000,000.00		
SHPRCC	SHEPHARD PARK COMMUNITY CENTER	Mayor's Proposed	\$0.00	\$10,000,000.00	\$0.00	\$0.00	\$0.00	\$0.00	\$0.00	\$0.00	\$0.00	\$10,000,000.00		
		Committee's Markup		(\$700,000.00)			\$3,000,000.00					\$2,300,000.00		
		Council's Markup										\$0.00		
	SHEPHARD PARK COMMUNITY CENTER Total		\$0.00	\$9,300,000.00	\$0.00	\$3,000,000.00	\$0.00	\$0.00	\$0.00	\$0.00	\$0.00	\$12,300,000.00		
SP1EPC	EAST POTOMAC POOL	Mayor's Proposed	\$3,000,000.00	\$9,000,000.00	\$0.00	\$0.00	\$0.00	\$0.00	\$0.00	\$0.00	\$0.00	\$9,000,000.00		
		Committee's Markup										\$0.00		

Owner Agency	Owner Agency Name	Project No	Project Title	Scenario	Unspent Allotments	FY 2018	FY 2019	FY 2020	FY 2021	FY 2022	FY 2023	6-yr Total
HAO	DEPARTMENT OF PARKS AND RECREATION	SP1EPC	EAST POTOMAC POOL	Council's Markup								\$0.00
			EAST POTOMAC POOL Total		\$3,000,000.00	\$9,000,000.00	\$0.00	\$0.00	\$0.00	\$0.00	\$0.00	\$9,000,000.00
		STDDPC	STEAD PARK REC CENTER IMPROVEMENTS	Mayor's Proposed	\$0.00	\$0.00	\$0.00	\$1,000,000.00	\$7,000,000.00	\$3,000,000.00	\$0.00	\$11,000,000.00
				Committee's Markup				\$10,000,000.00	(\$1,000,000.00)	(\$7,000,000.00)	(\$3,000,000.00)	(\$1,000,000.00)
				Council's Markup								\$0.00
			STEAD PARK REC CENTER IMPROVEMENTS Total		\$0.00	\$0.00	\$10,000,000.00	\$0.00	\$0.00	\$0.00	\$0.00	\$10,000,000.00
		THELCC	THEODORE HAGANS CULTURAL CENTER	Mayor's Proposed	\$0.00	\$0.00	\$0.00	\$0.00	\$0.00	\$0.00	\$15,000,000.00	\$15,000,000.00
				Committee's Markup		\$8,187,451.98	\$5,000,000.00				(\$15,000,000.00)	(\$1,812,548.02)
				Council's Markup								\$0.00
			THEODORE HAGANS CULTURAL CENTER Total		\$0.00	\$8,187,451.98	\$5,000,000.00	\$0.00	\$0.00	\$0.00	\$0.00	\$13,187,451.98
		THPRCC	THERAPEUTIC RECREATION CENTER	Mayor's Proposed	\$1,325,643.73	\$0.00	\$0.00	\$26,000,000.00	\$9,500,000.00	\$0.00	\$0.00	\$35,500,000.00
				Committee's Markup								\$0.00
				Council's Markup				(\$16,500,000.00)	\$16,500,000.00			\$0.00
			THERAPEUTIC RECREATION CENTER Total		\$1,325,643.73	\$0.00	\$0.00	\$9,500,000.00	\$26,000,000.00	\$0.00	\$0.00	\$35,500,000.00
		W4PLCC	WALTER REED POOL	Mayor's Proposed	\$0.00	\$0.00	\$0.00	\$5,000,000.00	\$0.00	\$0.00	\$0.00	\$5,000,000.00
				Committee's Markup				(\$5,000,000.00)			\$5,000,000.00	\$0.00
				Council's Markup								\$0.00
			WALTER REED POOL Total		\$0.00	\$0.00	\$0.00	\$0.00	\$0.00	\$0.00	\$5,000,000.00	\$5,000,000.00
		WD3PLC	HEARST PARK POOL	Mayor's Proposed	\$926,219.21	\$0.00	\$0.00	\$5,000,000.00	\$0.00	\$0.00	\$0.00	\$5,000,000.00
				Committee's Markup				\$5,000,000.00	(\$5,000,000.00)			\$0.00
				Council's Markup								\$0.00
			HEARST PARK POOL Total		\$926,219.21	\$0.00	\$5,000,000.00	\$0.00	\$0.00	\$0.00	\$0.00	\$5,000,000.00
		YDPKIC	YARDS PARK AND CANAL PARK IMPROVEMENTS	Mayor's Proposed	\$0.00	\$2,446,989.00	\$2,876,628.00	\$3,319,941.00	\$3,970,671.00	\$0.00	\$0.00	\$12,614,229.00
				Committee's Markup								\$0.00
				Council's Markup								\$0.00
			YARDS PARK AND CANAL PARK IMPROVEMENTS Total		\$0.00	\$2,446,989.00	\$2,876,628.00	\$3,319,941.00	\$3,970,671.00	\$0.00	\$0.00	\$12,614,229.00
HA0 Total					\$58,842,752.49	\$71,573,112.98	\$55,724,153.44	\$40,924,892.04	\$48,733,271.02	\$12,170,477.00	\$64,573,129.00	\$293,699,035.48
HTO	DEPARTMENT OF HEALTH CARE FINANCE	MES23C	DCAS RELEASE 3	Mayor's Proposed	\$26,838,810.26	\$20,309,315.00	\$7,414,479.00	\$0.00	\$0.00	\$0.00	\$0.00	\$27,723,794.00
				Committee's Markup								\$0.00
				Council's Markup								\$0.00
			DCAS RELEASE 3 Total		\$26,838,810.26	\$20,309,315.00	\$7,414,479.00	\$0.00	\$0.00	\$0.00	\$0.00	\$27,723,794.00
		MPM03C	MMIS UPGRADED SYSTEM	Mayor's Proposed	\$57,445,462.19	\$1,751,387.00	\$0.00	\$0.00	\$0.00	\$0.00	\$0.00	\$1,751,387.00
				Committee's Markup								\$0.00
				Council's Markup								\$0.00
			MMIS UPGRADED SYSTEM Total		\$57,445,462.19	\$1,751,387.00	\$0.00	\$0.00	\$0.00	\$0.00	\$0.00	\$1,751,387.00
		UMC02C	UNITED MEDICAL CENTER IMPROVEMENTS	Mayor's Proposed	\$22,995,265.41	\$19,000,000.00	\$18,000,000.00	\$18,200,000.00	\$15,292,000.00	\$40,000,000.00	\$69,508,000.00	\$180,000,000.00
				Committee's Markup				(\$4,000,000.00)	(\$13,700,000.00)	(\$10,792,000.00)	(\$38,000,000.00)	(\$69,508,000.00)
				Council's Markup								(\$17,000,000.00)
			UNITED MEDICAL CENTER IMPROVEMENTS Total		\$22,995,265.41	\$10,000,000.00	\$6,000,000.00	\$4,500,000.00	\$4,500,000.00	\$2,000,000.00	\$0.00	\$27,000,000.00
		UMV01C	EAST END MEDICAL CENTER	Mayor's Proposed	\$0.00	\$0.00	\$0.00	\$0.00	\$0.00	\$0.00	\$0.00	\$0.00
				Committee's Markup				\$4,000,000.00	\$13,700,000.00	\$10,800,000.00	\$38,000,000.00	\$169,500,000.00
				Council's Markup				(\$4,000,000.00)	(\$13,700,000.00)	\$45,000,000.00	\$36,700,000.00	\$64,000,000.00
			EAST END MEDICAL CENTER Total		\$0.00	\$0.00	\$0.00	\$0.00	\$10,800,000.00	\$83,000,000.00	\$206,200,000.00	\$300,000,000.00
HT0 Total					\$107,279,537.86	\$32,060,702.00	\$13,414,479.00	\$4,500,000.00	\$15,300,000.00	\$85,000,000.00	\$206,200,000.00	\$356,475,181.00
JA0	DEPARTMENT OF HUMAN SERVICES	HSW01C	WARD 1 TEMPORARY HOUSING FOR FAMILIES	Mayor's Proposed	\$20,000,000.00	\$0.00	\$3,000,000.00	\$0.00	\$0.00	\$0.00	\$0.00	\$3,000,000.00
				Committee's Markup								\$0.00
				Council's Markup								\$0.00
			WARD 1 TEMPORARY HOUSING FOR FAMILIES Total		\$20,000,000.00	\$0.00	\$3,000,000.00	\$0.00	\$0.00	\$0.00	\$0.00	\$3,000,000.00
		HSW03C	WARD 3 TEMPORARY HOUSING FOR FAMILIES	Mayor's Proposed	\$12,296,505.35	\$4,900,000.00	\$6,000,000.00	\$7,500,000.00	\$0.00	\$0.00	\$0.00	\$18,400,000.00
				Committee's Markup								\$0.00
				Council's Markup								\$0.00
			WARD 3 TEMPORARY HOUSING FOR FAMILIES Total		\$12,296,505.35	\$4,900,000.00	\$6,000,000.00	\$7,500,000.00	\$0.00	\$0.00	\$0.00	\$18,400,000.00
		HSW04C	WARD 4 TEMPORARY HOUSING FOR FAMILIES	Mayor's Proposed	\$12,335,850.16	\$6,150,000.00	\$0.00	\$0.00	\$0.00	\$0.00	\$0.00	\$6,150,000.00
				Committee's Markup								\$0.00
				Council's Markup								\$0.00
			WARD 4 TEMPORARY HOUSING FOR FAMILIES Total		\$12,335,850.16	\$6,150,000.00	\$0.00	\$0.00	\$0.00	\$0.00	\$0.00	\$6,150,000.00
		HSW05C	WARD 5 TEMPORARY HOUSING FOR FAMILIES	Mayor's Proposed	\$9,871,830.68	\$2,750,000.00	\$3,300,000.00	\$0.00	\$0.00	\$0.00	\$0.00	\$6,050,000.00
				Committee's Markup								\$0.00
				Council's Markup								\$0.00
			WARD 5 TEMPORARY HOUSING FOR FAMILIES Total		\$9,871,830.68	\$2,750,000.00	\$3,300,000.00	\$0.00	\$0.00	\$0.00	\$0.00	\$6,050,000.00

Owner Agency	Owner Agency Name	Project No	Project Title	Scenario	Unspent Allotments	FY 2018	FY 2019	FY 2020	FY 2021	FY 2022	FY 2023	6-yr Total		
KAO	DEPARTMENT OF TRANSPORTATION	CG314C	TREE PLANTING Total		\$6,079,542.89	\$0.00	\$452,000.00	\$452,000.00	\$452,000.00	\$452,000.00	\$452,000.00	\$2,260,000.00		
		ED0D5C	11TH STREET BRIDGE PARK	Mayor's Proposed	\$4,443,681.00	\$0.00	\$0.00	\$8,000,000.00	\$0.00	\$0.00	\$0.00	\$8,000,000.00	\$0.00	
				Committee's Markup								\$0.00	\$0.00	
						Council's Markup							\$0.00	\$0.00
					11TH STREET BRIDGE PARK Total		\$4,443,681.00	\$0.00	\$0.00	\$8,000,000.00	\$0.00	\$0.00	\$0.00	\$8,000,000.00
		ED302C	LOCAL STREETS PARKING STUDIES	Mayor's Proposed	\$10,957.53	\$0.00	\$0.00	\$0.00	\$0.00	\$0.00	\$0.00	\$0.00	\$0.00	\$0.00
				Committee's Markup	(\$10,957.53)									\$0.00
						Council's Markup								\$0.00
					LOCAL STREETS PARKING STUDIES Total		\$0.00	\$0.00	\$0.00	\$0.00	\$0.00	\$0.00	\$0.00	\$0.00
		ED305C	NEIGHBORHOOD STREETScape IMPROVEMENTS	Mayor's Proposed	\$32,399.54	\$0.00	\$0.00	\$0.00	\$0.00	\$0.00	\$0.00	\$0.00	\$0.00	\$0.00
				Committee's Markup	(\$20,123.32)									\$0.00
						Council's Markup								\$0.00
					NEIGHBORHOOD STREETScape IMPROVEMENTS Total		\$12,276.22	\$0.00	\$0.00	\$0.00	\$0.00	\$0.00	\$0.00	\$0.00
		EDS00C	GREAT STREETS INITIATIVE	Mayor's Proposed	\$111,729.44	\$0.00	\$0.00	\$0.00	\$0.00	\$0.00	\$0.00	\$0.00	\$0.00	\$0.00
				Committee's Markup	(\$12,770.44)									\$0.00
						Council's Markup								\$0.00
					GREAT STREETS INITIATIVE Total		\$98,959.00	\$0.00	\$0.00	\$0.00	\$0.00	\$0.00	\$0.00	\$0.00
		EW001C	11TH STREET BRIDGE	Mayor's Proposed	\$3,233.77	\$0.00	\$0.00	\$0.00	\$0.00	\$0.00	\$0.00	\$0.00	\$0.00	\$0.00
				Committee's Markup	(\$3,233.77)									\$0.00
						Council's Markup								\$0.00
					11TH STREET BRIDGE Total		\$0.00	\$0.00	\$0.00	\$0.00	\$0.00	\$0.00	\$0.00	\$0.00
		HTF00A	11TH STREET BRIDGE	Mayor's Proposed	\$0.00	\$11,774,491.00	\$11,774,491.00	\$11,770,713.00	\$11,770,713.00	\$11,770,713.00	\$11,770,713.00	\$11,770,713.00	\$11,770,713.00	\$70,631,834.00
				Committee's Markup										\$0.00
						Council's Markup								\$0.00
					11TH STREET BRIDGE Total		\$0.00	\$11,774,491.00	\$11,774,491.00	\$11,770,713.00	\$11,770,713.00	\$11,770,713.00	\$11,770,713.00	\$70,631,834.00
		LMBSSC	STREETSCAPES AND BEAUTIFICATION	Mayor's Proposed	\$0.00	\$7,750,000.00	\$5,500,000.00	\$0.00	\$18,000,000.00	\$15,000,000.00	\$5,000,000.00	\$5,000,000.00	\$5,000,000.00	\$51,250,000.00
				Committee's Markup		\$4,250,000.00	\$4,500,000.00	\$10,000,000.00	(\$10,000,000.00)	(\$7,000,000.00)	\$3,000,000.00	\$4,750,000.00	\$4,750,000.00	\$4,750,000.00
						Council's Markup			(\$2,000,000.00)	\$0.00	\$0.00	\$0.00		(\$2,000,000.00)
					STREETSCAPES AND BEAUTIFICATION Total		\$0.00	\$10,000,000.00	\$10,000,000.00	\$10,000,000.00	\$8,000,000.00	\$8,000,000.00	\$8,000,000.00	\$54,000,000.00
		LMCIRC	CIRCULATOR	Mayor's Proposed	\$0.00	\$750,000.00	\$2,510,000.00	\$0.00	\$3,250,000.00	\$20,250,000.00	\$0.00	\$0.00	\$0.00	\$26,760,000.00
				Committee's Markup		\$0.00	\$0.00	\$3,250,000.00	\$0.00	\$0.00	\$0.00	\$0.00		\$3,250,000.00
						Council's Markup								\$0.00
					CIRCULATOR Total		\$0.00	\$750,000.00	\$2,510,000.00	\$3,250,000.00	\$3,250,000.00	\$20,250,000.00	\$0.00	\$30,010,000.00
		LMEQUC	EQUIPMENT	Mayor's Proposed	\$0.00	\$3,650,000.00	\$0.00	\$0.00	\$1,650,000.00	\$1,650,000.00	\$705,000.00	\$7,655,000.00	\$7,655,000.00	\$7,655,000.00
				Committee's Markup							\$0.00	\$0.00	\$0.00	\$0.00
						Council's Markup					\$0.00	\$0.00	\$0.00	\$0.00
					EQUIPMENT Total		\$0.00	\$3,650,000.00	\$0.00	\$0.00	\$1,650,000.00	\$1,650,000.00	\$705,000.00	\$7,655,000.00
LMFACC	FACILITIES	Mayor's Proposed	\$0.00	\$10,000,000.00	\$1,500,000.00	\$0.00	\$0.00	\$0.00	\$0.00	\$0.00	\$0.00	\$11,500,000.00		
		Committee's Markup										\$0.00		
				Council's Markup								\$0.00		
			FACILITIES Total		\$0.00	\$10,000,000.00	\$1,500,000.00	\$0.00	\$0.00	\$0.00	\$0.00	\$11,500,000.00		
LMHTSC	HIGHWAY TRUST FUND SUPPORT	Mayor's Proposed	\$0.00	\$3,600,000.00	\$1,700,000.00	\$221,562.00	\$3,900,000.00	\$4,000,000.00	\$0.00	\$13,421,562.00	\$13,421,562.00	\$13,421,562.00		
		Committee's Markup		(\$2,600,000.00)	(\$700,000.00)	\$778,438.00	(\$2,900,000.00)	(\$3,000,000.00)	\$1,000,000.00	(\$7,421,562.00)	(\$7,421,562.00)	\$0.00		
				Council's Markup			\$0.00					\$0.00		
			HIGHWAY TRUST FUND SUPPORT Total		\$0.00	\$1,000,000.00	\$1,000,000.00	\$1,000,000.00	\$1,000,000.00	\$1,000,000.00	\$1,000,000.00	\$6,000,000.00		
LMRESC	RESTORATION MATERIALS	Mayor's Proposed	\$0.00	\$800,000.00	\$800,000.00	\$616,714.00	\$850,000.00	\$850,000.00	\$850,000.00	\$850,000.00	\$850,000.00	\$4,766,714.00		
		Committee's Markup		\$0.00	\$0.00	\$183,286.00	(\$50,000.00)	(\$50,000.00)	(\$50,000.00)	\$33,286.00	\$33,286.00	\$0.00		
				Council's Markup								\$0.00		
			RESTORATION MATERIALS Total		\$0.00	\$800,000.00	\$800,000.00	\$800,000.00	\$800,000.00	\$800,000.00	\$800,000.00	\$4,800,000.00		
LMSAFC	SAFETY & MOBILITY	Mayor's Proposed	\$0.00	\$10,300,000.00	\$5,500,000.00	\$5,250,000.00	\$8,500,000.00	\$9,000,000.00	\$3,500,000.00	\$42,050,000.00	\$42,050,000.00	\$42,050,000.00		
		Committee's Markup		(\$300,000.00)	\$2,500,000.00	\$2,750,000.00	(\$500,000.00)	(\$1,000,000.00)	\$4,500,000.00	\$7,950,000.00	\$7,950,000.00	\$7,950,000.00		
				Council's Markup			\$0.00	(\$53,000.00)	\$0.00		(\$53,000.00)	\$0.00		
			SAFETY & MOBILITY Total		\$0.00	\$10,000,000.00	\$8,000,000.00	\$8,000,000.00	\$7,947,000.00	\$8,000,000.00	\$8,000,000.00	\$49,947,000.00		
LMTCEC	STREET CAR	Mayor's Proposed	\$0.00	\$6,626,877.00	\$8,457,445.00	\$20,589,929.00	\$62,500,445.00	\$52,500,445.00	\$10,000,445.00	\$160,675,586.00	\$160,675,586.00	\$160,675,586.00		
		Committee's Markup		\$0.00	\$0.00	\$0.00	\$0.00	\$0.00	\$0.00	\$0.00	\$0.00	\$0.00		
				Council's Markup		(\$6,626,877.00)	(\$8,457,445.00)	(\$16,589,929.00)	(\$46,500,445.00)	(\$34,500,445.00)	\$51,999,555.00	(\$60,675,586.00)		
			STREET CAR Total		\$0.00	\$0.00	\$0.00	\$4,000,000.00	\$16,000,000.00	\$18,000,000.00	\$62,000,000.00	\$100,000,000.00		
LMURFC	URBAN FORESTRY	Mayor's Proposed	\$0.00	\$11,700,000.00	\$11,700,000.00	\$5,700,000.00	\$11,700,000.00	\$11,700,000.00	\$11,700,000.00	\$11,700,000.00	\$11,700,000.00	\$64,200,000.00		
		Committee's Markup		\$0.00	\$0.00	\$0.00	\$6,000,000.00	\$0.00	\$0.00	\$0.00	\$0.00	\$6,000,000.00		
				Council's Markup								\$0.00		

Owner Agency	Owner Agency Name	Project No	Project Title	Scenario	Unspent Allotments	FY 2018	FY 2019	FY 2020	FY 2021	FY 2022	FY 2023	6-yr Total			
KAO	DEPARTMENT OF TRANSPORTATION	LMURFC	URBAN FORESTRY Total		\$0.00	\$11,700,000.00	\$11,700,000.00	\$11,700,000.00	\$11,700,000.00	\$11,700,000.00	\$11,700,000.00	\$70,200,000.00			
		LMVAEC	VEHICLE FLEET	Mayor's Proposed	\$0.00	\$3,147,000.00	\$1,500,000.00	\$0.00	\$3,075,000.00	\$3,075,000.00	\$1,500,000.00	\$12,297,000.00			
				Committee's Markup		(\$1,647,000.00)		\$1,500,000.00	(\$1,575,000.00)	(\$1,575,000.00)		(\$3,297,000.00)			
				Council's Markup						\$0.00	\$0.00		\$0.00		
					VEHICLE FLEET Total		\$0.00	\$1,500,000.00	\$1,500,000.00	\$1,500,000.00	\$1,500,000.00	\$1,500,000.00	\$9,000,000.00		
		LMWWMC	WASTE WATER MANAGMENT	Mayor's Proposed	\$0.00	\$4,300,000.00	\$2,000,000.00	\$0.00	\$3,900,000.00	\$4,100,000.00	\$2,500,000.00	\$16,800,000.00			
				Committee's Markup		(\$1,000,000.00)		\$2,000,000.00	(\$1,900,000.00)	(\$2,100,000.00)	(\$500,000.00)	(\$3,500,000.00)			
				Council's Markup									\$0.00		
					WASTE WATER MANAGMENT Total		\$0.00	\$3,300,000.00	\$2,000,000.00	\$2,000,000.00	\$2,000,000.00	\$2,000,000.00	\$13,300,000.00		
		MNT00A	MAINTENANCE	Mayor's Proposed	\$32,330,096.25	\$42,064,285.01	\$50,137,161.00	\$48,169,005.00	\$51,172,288.00	\$30,973,376.00	\$56,743,459.00	\$279,259,574.01			
				Committee's Markup								\$0.00			
				Council's Markup								\$0.00			
					MAINTENANCE Total		\$32,330,096.25	\$42,064,285.01	\$50,137,161.00	\$48,169,005.00	\$51,172,288.00	\$30,973,376.00	\$56,743,459.00	\$279,259,574.01	
		MRR00A	MAJOR REHABILITATION, RECONSTRUCTION;	Mayor's Proposed	\$83,931,556.63	\$70,392,133.01	\$69,847,980.00	\$11,707,799.00	\$33,219,679.00	\$57,494,895.00	\$8,441,755.00	\$251,104,241.01			
				Committee's Markup								\$0.00			
				Council's Markup								\$0.00			
					MAJOR REHABILITATION, RECONSTRUCTION; Total		\$83,931,556.63	\$70,392,133.01	\$69,847,980.00	\$11,707,799.00	\$33,219,679.00	\$57,494,895.00	\$8,441,755.00	\$251,104,241.01	
		NP000C	NON-PARTICIPATING HIGHWAY TRUST FUND SUP	Mayor's Proposed	\$5,913,211.81	\$0.00	\$0.00	\$0.00	\$0.00	\$0.00	\$0.00	\$0.00	\$0.00	\$0.00	
				Committee's Markup		(\$2,000,000.00)								\$0.00	
				Council's Markup										\$0.00	
					NON-PARTICIPATING HIGHWAY TRUST FUND SUP Total		\$3,913,211.81	\$0.00	\$0.00	\$0.00	\$0.00	\$0.00	\$0.00	\$0.00	
		OSS00A	OPERATIONS, SAFETY & SYSTEM EFFICIENCY	Mayor's Proposed	\$43,341,091.86	\$42,134,656.99	\$36,980,677.00	\$44,719,734.00	\$35,677,097.00	\$42,205,965.00	\$68,973,007.00	\$270,691,136.99			
				Committee's Markup								\$0.00			
				Council's Markup								\$0.00			
					OPERATIONS, SAFETY & SYSTEM EFFICIENCY Total		\$43,341,091.86	\$42,134,656.99	\$36,980,677.00	\$44,719,734.00	\$35,677,097.00	\$42,205,965.00	\$68,973,007.00	\$270,691,136.99	
		PLU00C	POWER LINE UNDERGROUNDING	Mayor's Proposed	\$21,609,013.08	\$0.00	\$5,474,000.00	\$5,474,000.00	\$5,474,000.00	\$5,474,000.00	\$5,474,000.00	\$27,370,000.00			
				Committee's Markup		(\$16,135,013.08)	\$5,474,000.00						\$5,474,000.00		
				Council's Markup			(\$5,474,000.00)						(\$5,474,000.00)		
					POWER LINE UNDERGROUNDING Total		\$20,609,013.08	\$0.00	\$5,474,000.00	\$5,474,000.00	\$5,474,000.00	\$5,474,000.00	\$5,474,000.00	\$27,370,000.00	
		PM000A	PLANNING, MANAGEMENT & COMPLIANCE	Mayor's Proposed	\$12,432,311.92	\$14,390,003.99	\$13,998,406.00	\$16,918,194.00	\$14,031,916.00	\$17,241,366.00	\$28,711,726.00	\$105,291,611.99			
				Committee's Markup								\$0.00			
				Council's Markup								\$0.00			
					PLANNING, MANAGEMENT & COMPLIANCE Total		\$12,432,311.92	\$14,390,003.99	\$13,998,406.00	\$16,918,194.00	\$14,031,916.00	\$17,241,366.00	\$28,711,726.00	\$105,291,611.99	
		PM0MTC	ADMINISTRATIVE COST TRANSFER	Mayor's Proposed	\$1,141,193.86	\$0.00	\$0.00	\$0.00	\$0.00	\$0.00	\$0.00	\$0.00	\$0.00	\$0.00	
				Committee's Markup										\$0.00	
				Council's Markup										\$0.00	
					ADMINISTRATIVE COST TRANSFER Total		\$1,141,193.86	\$0.00	\$0.00	\$0.00	\$0.00	\$0.00	\$0.00	\$0.00	
		PM304C	ADVANCED DESIGN AND PLANNING	Mayor's Proposed	\$1,084,871.85	\$0.00	\$0.00	\$0.00	\$0.00	\$0.00	\$0.00	\$0.00	\$0.00	\$0.00	
				Committee's Markup		(\$575,487.49)								\$0.00	
				Council's Markup										\$0.00	
					ADVANCED DESIGN AND PLANNING Total		\$509,384.36	\$0.00	\$0.00	\$0.00	\$0.00	\$0.00	\$0.00	\$0.00	
		SA306C	H ST/BENNING/K ST. LINE	Mayor's Proposed	\$33,239,473.53	\$0.00	\$0.00	\$0.00	\$0.00	\$0.00	\$0.00	\$0.00	\$0.00	\$0.00	
				Committee's Markup										\$0.00	
				Council's Markup		(\$1,274,231.47)								\$0.00	
					H ST/BENNING/K ST. LINE Total		\$31,965,242.06	\$0.00	\$0.00	\$0.00	\$0.00	\$0.00	\$0.00	\$0.00	
		SR096C	EASTERN MARKET PLAZA & FRENCH STREET STR	Mayor's Proposed	\$300,000.00	\$0.00	\$0.00	\$0.00	\$0.00	\$0.00	\$0.00	\$0.00	\$0.00	\$0.00	
				Committee's Markup		(\$100,000.00)								\$0.00	
				Council's Markup										\$0.00	
					EASTERN MARKET PLAZA & FRENCH STREET STR Total		\$200,000.00	\$0.00	\$0.00	\$0.00	\$0.00	\$0.00	\$0.00		
		SR301C	LOCAL STREETS WARD 1	Mayor's Proposed	\$2,567,924.82	\$3,672,953.01	\$3,672,500.00	\$3,975,000.00	\$3,750,000.00	\$3,750,000.00	\$3,750,000.00	\$22,570,453.01			
				Committee's Markup		\$327,046.99	\$327,500.00	\$25,000.00	\$250,000.00	\$250,000.00	\$250,000.00	\$1,429,546.99			
				Council's Markup									\$0.00		
					LOCAL STREETS WARD 1 Total		\$2,567,924.82	\$4,000,000.00	\$4,000,000.00	\$4,000,000.00	\$4,000,000.00	\$4,000,000.00	\$4,000,000.00	\$24,000,000.00	
		SR302C	LOCAL STREETS WARD 2	Mayor's Proposed	\$4,831,997.31	\$3,672,953.00	\$3,672,500.00	\$3,975,000.00	\$3,750,000.00	\$3,750,000.00	\$3,750,000.00	\$22,570,453.00			
				Committee's Markup		\$327,047.00	\$327,500.00	\$25,000.00	\$250,000.00	\$250,000.00	\$250,000.00	\$1,429,547.00			
				Council's Markup									\$0.00		
					LOCAL STREETS WARD 2 Total		\$4,831,997.31	\$4,000,000.00	\$4,000,000.00	\$4,000,000.00	\$4,000,000.00	\$4,000,000.00	\$4,000,000.00	\$24,000,000.00	
		SR303C	LOCAL STREETS WARD 3	Mayor's Proposed	\$4,548,335.10	\$3,672,953.01	\$3,672,500.00	\$3,975,000.00	\$3,750,000.00	\$3,750,000.00	\$3,750,000.00	\$22,570,453.01			
				Committee's Markup		\$327,046.99	\$327,500.00	\$25,000.00	\$250,000.00	\$250,000.00	\$250,000.00	\$1,429,546.99			
				Council's Markup									\$0.00		
					LOCAL STREETS WARD 3 Total		\$4,548,335.10	\$4,000,000.00	\$4,000,000.00	\$4,000,000.00	\$4,000,000.00	\$4,000,000.00	\$4,000,000.00	\$24,000,000.00	
		SR304C	LOCAL STREETS WARD 4	Mayor's Proposed	\$4,973,515.64	\$3,672,953.00	\$3,672,500.00	\$3,975,000.00	\$3,750,000.00	\$3,750,000.00	\$3,750,000.00	\$22,570,453.00			

Owner Agency	Owner Agency Name	Project No	Project Title	Scenario	Unspent Allotments	FY 2018	FY 2019	FY 2020	FY 2021	FY 2022	FY 2023	6-yr Total		
KT0	DEPARTMENT OF PUBLIC WORKS	EQ910E	MASTER EQUIPMENT LEASE - OCFO	Council's Markup								\$0.00		
			MASTER EQUIPMENT LEASE - OCFO Total		\$0.00	\$0.00	\$0.00	\$0.00	\$0.00	\$0.00	\$0.00	\$0.00	\$0.00	
		G2501C	USGT REMOVAL	Mayor's Proposed		\$2,319.50	\$0.00	\$0.00	\$0.00	\$0.00	\$0.00	\$0.00	\$0.00	
				Committee's Markup		(\$2,319.50)							\$0.00	
				Council's Markup									\$0.00	
			USGT REMOVAL Total		\$0.00	\$0.00	\$0.00	\$0.00	\$0.00	\$0.00	\$0.00	\$0.00	\$0.00	
		G2502C	USGT REMOVAL	Mayor's Proposed		\$5,000.00	\$0.00	\$0.00	\$0.00	\$0.00	\$0.00	\$0.00	\$0.00	
				Committee's Markup		(\$5,000.00)							\$0.00	
				Council's Markup									\$0.00	
			USGT REMOVAL Total		\$0.00	\$0.00	\$0.00	\$0.00	\$0.00	\$0.00	\$0.00	\$0.00	\$0.00	
		RHT01C	RUSH HOUR TOWING EQUIPMENT PURCHASE	Mayor's Proposed		\$0.00	\$2,100,000.00	\$0.00	\$0.00	\$0.00	\$0.00	\$0.00	\$0.00	\$2,100,000.00
				Committee's Markup			(\$525,000.00)							(\$525,000.00)
				Council's Markup										\$0.00
			RUSH HOUR TOWING EQUIPMENT PURCHASE Total		\$0.00	\$1,575,000.00	\$0.00	\$0.00	\$0.00	\$0.00	\$0.00	\$0.00	\$0.00	\$1,575,000.00
		SW513C	SECURITY CAMERA UPGRADE		Mayor's Proposed		\$16,316.82	\$0.00	\$0.00	\$0.00	\$0.00	\$0.00	\$0.00	\$0.00
	Committee's Markup				(\$16,316.82)							\$0.00		
	Council's Markup											\$0.00		
	SECURITY CAMERA UPGRADE Total				\$0.00	\$0.00	\$0.00	\$0.00	\$0.00	\$0.00	\$0.00	\$0.00	\$0.00	
	KT0 Total				\$7,156,500.01	\$8,575,000.00	\$7,000,000.00	\$7,000,000.00	\$6,000,000.00	\$7,000,000.00	\$15,000,000.00	\$50,575,000.00		
KV0	DEPARTMENT OF MOTOR VEHICLES	MV503C	INSPECTION STATION UPGRADE	Mayor's Proposed		\$1,977,776.47	\$0.00	\$0.00	\$0.00	\$0.00	\$0.00	\$0.00		
				Committee's Markup		(\$18,599.31)						\$0.00		
				Council's Markup		\$18,599.31						\$0.00		
			INSPECTION STATION UPGRADE Total		\$1,977,776.47	\$0.00	\$0.00	\$0.00	\$0.00	\$0.00	\$0.00	\$0.00		
		WA141C	IT INFRASTRUCTURE 301 C STREET N.W.	Mayor's Proposed		\$0.04	\$0.00	\$0.00	\$0.00	\$0.00	\$0.00	\$0.00	\$0.00	
				Committee's Markup		(\$0.04)						\$0.00		
				Council's Markup		\$0.04						\$0.00		
			IT INFRASTRUCTURE 301 C STREET N.W. Total		\$0.04	\$0.00	\$0.00	\$0.00	\$0.00	\$0.00	\$0.00	\$0.00		
		WA341C	1233 BRENTWOOD RD NE	Mayor's Proposed		\$20,100.90	\$0.00	\$0.00	\$0.00	\$0.00	\$0.00	\$0.00	\$0.00	
				Committee's Markup		(\$20,100.90)						\$0.00		
				Council's Markup		\$20,100.90						\$0.00		
			1233 BRENTWOOD RD NE Total		\$20,100.90	\$0.00	\$0.00	\$0.00	\$0.00	\$0.00	\$0.00	\$0.00		
		WA540C	IT INFRASTRUCTURE SYSTEM AND SOFTWARE UP	Mayor's Proposed		\$157,756.24	\$0.00	\$0.00	\$0.00	\$0.00	\$0.00	\$0.00	\$0.00	
				Committee's Markup		(\$115,156.24)						\$0.00		
				Council's Markup		\$115,156.24						\$0.00		
	IT INFRASTRUCTURE SYSTEM AND SOFTWARE UP Total		\$157,756.24	\$0.00	\$0.00	\$0.00	\$0.00	\$0.00	\$0.00	\$0.00				
WA640C	DMV TICKET PROCESSING-IT	Mayor's Proposed		\$4.39	\$0.00	\$0.00	\$0.00	\$0.00	\$0.00	\$0.00	\$0.00			
		Committee's Markup		(\$4.39)						\$0.00				
		Council's Markup		\$4.39						\$0.00				
	DMV TICKET PROCESSING-IT Total		\$4.39	\$0.00	\$0.00	\$0.00	\$0.00	\$0.00	\$0.00	\$0.00				
KV0 Total			\$2,155,638.04	\$0.00	\$0.00	\$0.00	\$0.00	\$0.00	\$0.00	\$0.00				
PO0	OFFICE OF CONTRACTING AND PROCUREMENT	DWB03C	PROCUREMENT SYSTEMS	Mayor's Proposed		\$0.00	\$1,284,000.00	\$0.00	\$0.00	\$0.00	\$0.00	\$1,284,000.00		
				Committee's Markup							\$0.00			
				Council's Markup							\$0.00			
	PROCUREMENT SYSTEMS Total		\$0.00	\$1,284,000.00	\$0.00	\$0.00	\$0.00	\$0.00	\$0.00	\$0.00				
PO0 Total			\$0.00	\$1,284,000.00	\$0.00	\$0.00	\$0.00	\$0.00	\$0.00	\$0.00				
RM0	DEPARTMENT OF BEHAVIORAL HEALTH	HX703C	DBH FACILITIES SMALL CAPITAL IMPROVEMENT	Mayor's Proposed		\$658,481.25	\$750,000.00	\$0.00	\$0.00	\$0.00	\$0.00	\$750,000.00		
				Committee's Markup							\$0.00			
				Council's Markup							\$0.00			
	DBH FACILITIES SMALL CAPITAL IMPROVEMENT Total		\$658,481.25	\$750,000.00	\$0.00	\$0.00	\$0.00	\$0.00	\$0.00	\$0.00				
RM0 Total			\$658,481.25	\$750,000.00	\$0.00	\$0.00	\$0.00	\$0.00	\$0.00	\$0.00				
TO0	OFFICE OF THE CHIEF TECHNOLOGY OFFICER	DR018C	DISASTER RECOVERY & COOP IMPLEMENTATION	Mayor's Proposed		\$0.00	\$5,000,000.00	\$6,000,000.00	\$5,000,000.00	\$1,000,000.00	\$1,000,000.00	\$19,000,000.00		
				Committee's Markup							\$0.00			
				Council's Markup				(\$1,000,000.00)		\$0.00	\$0.00			
			DISASTER RECOVERY & COOP IMPLEMENTATION Total		\$0.00	\$5,000,000.00	\$5,000,000.00	\$5,000,000.00	\$1,000,000.00	\$1,000,000.00	\$1,000,000.00			
		EQ103C	CREDENTIALING AND WIRELESS-GO BOND	Mayor's Proposed		\$163,132.37	\$970,000.00	\$500,000.00	\$0.00	\$0.00	\$0.00	\$1,470,000.00		
				Committee's Markup								\$0.00		
	CREDENTIALING AND WIRELESS-GO BOND Total		\$163,132.37	\$970,000.00	\$500,000.00	\$0.00	\$0.00	\$0.00	\$0.00					
N2518C	DATA CENTER RELOCATION	Mayor's Proposed		\$0.00	\$0.00	\$40,000,000.00	\$0.00	\$0.00	\$0.00	\$0.00	\$40,000,000.00			
		Committee's Markup								\$0.00				

Owner Agency	Owner Agency Name	Project No	Project Title	Scenario	Unspent Allotments	FY 2018	FY 2019	FY 2020	FY 2021	FY 2022	FY 2023	6-yr Total
TOO	OFFICE OF THE CHIEF TECHNOLOGY OFFICER	N2518C	DATA CENTER RELOCATION	Council's Markup								\$0.00
			DATA CENTER RELOCATION Total		\$0.00	\$0.00	\$40,000,000.00	\$0.00	\$0.00	\$0.00	\$0.00	\$40,000,000.00
		N3802C	PROCUREMENT SYSTEM -GO BOND	Mayor's Proposed	\$1,594,514.80	\$1,450,000.00	\$0.00	\$0.00	\$0.00	\$0.00	\$0.00	\$1,450,000.00
				Committee's Markup								\$0.00
				Council's Markup								\$0.00
			PROCUREMENT SYSTEM -GO BOND Total		\$1,594,514.80	\$1,450,000.00	\$0.00	\$0.00	\$0.00	\$0.00	\$0.00	\$1,450,000.00
		N9101C	DC GOVERNMENT CITYWIDE IT SECURITY PROGR	Mayor's Proposed	\$3,057,682.45	\$0.00	\$2,000,000.00	\$2,000,000.00	\$2,000,000.00	\$2,000,000.00	\$2,000,000.00	\$10,000,000.00
				Committee's Markup								\$0.00
				Council's Markup								\$0.00
			DC GOVERNMENT CITYWIDE IT SECURITY PROGR Total		\$3,057,682.45	\$0.00	\$2,000,000.00	\$2,000,000.00	\$2,000,000.00	\$2,000,000.00	\$2,000,000.00	\$10,000,000.00
		NMM17C	ENTERPRISE NETWORK MONITORING MODERNIZAT	Mayor's Proposed	\$1,090,000.00	\$1,280,000.00	\$0.00	\$0.00	\$0.00	\$0.00	\$0.00	\$1,280,000.00
				Committee's Markup								\$0.00
				Council's Markup								\$0.00
			ENTERPRISE NETWORK MONITORING MODERNIZAT Total		\$1,090,000.00	\$1,280,000.00	\$0.00	\$0.00	\$0.00	\$0.00	\$0.00	\$1,280,000.00
		NTU02C	UPGRADE END OF LIFE NETWORK ELECTRONICS	Mayor's Proposed	\$0.00	\$0.00	\$2,000,000.00	\$4,000,000.00	\$4,700,000.00	\$1,500,000.00	\$0.00	\$12,200,000.00
				Committee's Markup								\$0.00
				Council's Markup								\$0.00
			UPGRADE END OF LIFE NETWORK ELECTRONICS Total		\$0.00	\$0.00	\$2,000,000.00	\$4,000,000.00	\$4,700,000.00	\$1,500,000.00	\$0.00	\$12,200,000.00
TOO Total					\$5,905,329.62	\$8,700,000.00	\$49,500,000.00	\$11,000,000.00	\$7,700,000.00	\$4,500,000.00	\$3,000,000.00	\$84,400,000.00
UCO	OFFICE OF UNIFIED COMMUNICATIONS	AFC02C	IT HARDWARE 911/311 SYSTEMS	Mayor's Proposed	\$0.00	\$0.00	\$0.00	\$800,000.00	\$300,000.00	\$300,000.00	\$300,000.00	\$1,700,000.00
				Committee's Markup								\$0.00
				Council's Markup								\$0.00
			IT HARDWARE 911/311 SYSTEMS Total		\$0.00	\$0.00	\$0.00	\$800,000.00	\$300,000.00	\$300,000.00	\$300,000.00	\$1,700,000.00
		CERCEC	UCC ELECTRICAL RECONFIGURATION	Mayor's Proposed	\$0.00	\$0.00	\$1,800,000.00	\$0.00	\$0.00	\$0.00	\$0.00	\$1,800,000.00
				Committee's Markup								\$0.00
				Council's Markup								\$0.00
			UCC ELECTRICAL RECONFIGURATION Total		\$0.00	\$0.00	\$1,800,000.00	\$0.00	\$0.00	\$0.00	\$0.00	\$1,800,000.00
		DCCUCC	911/311 DISPATCH CONSOLES	Mayor's Proposed	\$0.00	\$0.00	\$4,000,000.00	\$0.00	\$0.00	\$0.00	\$0.00	\$4,000,000.00
				Committee's Markup								\$0.00
				Council's Markup								\$0.00
			911/311 DISPATCH CONSOLES Total		\$0.00	\$0.00	\$4,000,000.00	\$0.00	\$0.00	\$0.00	\$0.00	\$4,000,000.00
		DWB02C	IT SOFTWARE (911/311 APPLICATIONS)	Mayor's Proposed	\$0.00	\$0.00	\$750,000.00	\$750,000.00	\$750,000.00	\$250,000.00	\$250,000.00	\$2,750,000.00
				Committee's Markup								\$0.00
				Council's Markup								\$0.00
			IT SOFTWARE (911/311 APPLICATIONS) Total		\$0.00	\$0.00	\$750,000.00	\$750,000.00	\$750,000.00	\$250,000.00	\$250,000.00	\$2,750,000.00
		UC302C	MDC REPLACEMENT FOR MPD & FEMS	Mayor's Proposed	\$0.00	\$0.00	\$0.00	\$9,500,000.00	\$0.00	\$0.00	\$0.00	\$9,500,000.00
				Committee's Markup								\$0.00
				Council's Markup								\$0.00
			MDC REPLACEMENT FOR MPD & FEMS Total		\$0.00	\$0.00	\$0.00	\$9,500,000.00	\$0.00	\$0.00	\$0.00	\$9,500,000.00
		UC303C	MPD/ FEMS RADIO REPLACEMENT	Mayor's Proposed	\$0.00	\$0.00	\$0.00	\$5,000,000.00	\$7,200,000.00	\$6,750,000.00	\$6,750,000.00	\$25,700,000.00
				Committee's Markup								\$0.00
				Council's Markup								\$0.00
			MPD/ FEMS RADIO REPLACEMENT Total		\$0.00	\$0.00	\$0.00	\$5,000,000.00	\$7,200,000.00	\$6,750,000.00	\$6,750,000.00	\$25,700,000.00
		UC304C	911/311 RADIO CRITICAL INFRASTRUCTURE	Mayor's Proposed	\$0.00	\$4,900,000.00	\$1,900,000.00	\$4,900,000.00	\$0.00	\$0.00	\$0.00	\$11,700,000.00
				Committee's Markup								\$0.00
				Council's Markup								\$0.00
			911/311 RADIO CRITICAL INFRASTRUCTURE Total		\$0.00	\$4,900,000.00	\$1,900,000.00	\$4,900,000.00	\$0.00	\$0.00	\$0.00	\$11,700,000.00
UCO Total					\$0.00	\$4,900,000.00	\$8,450,000.00	\$20,950,000.00	\$8,250,000.00	\$7,300,000.00	\$7,300,000.00	\$57,150,000.00
Grand Total					\$1,630,508,845.04	\$1,260,550,974.00	\$1,287,677,047.44	\$1,101,419,333.44	\$965,333,476.02	\$962,958,953.00	\$1,124,306,253.00	\$6,702,246,036.90

II. LEGISLATIVE CHRONOLOGY

March 24, 2017	Notice of public hearings on the proposed Fiscal year 2018 Budget and Financial Plan is published in the <i>District of Columbia Register</i> (updates to the schedule of budget oversight hearings published March 31, April 28, and May 5)
April 4, 2017	Chairman Mendelson introduces Bill 22-242 on behalf of the Mayor
April 6, 2017	Committee of the Whole holds a public briefing on the Mayor's Fiscal Year 2018 Proposed Budget and Financial Plan
April 14, 2017	Notice of Intent to Act on Bill 22-242 is published in the <i>District of Columbia Register</i>
April 7 – May 11, 2017	Committees hold public hearings on the budgets of the agencies under their purview and the subtitles of the Fiscal Year 2018 Budget Support Act of 2017 that were referred to them for comments
May 2, 2017	Bill 22-242 referred to the Committee of the Whole
May 12, 2017	Committee of the Whole holds a public hearing on Bill 22-239, Bill 22-241, Bill 21-242, and Bill 22-244
May 16-18, 2017	Committees mark up and approve their budget recommendations for Fiscal Year 2018
May 30, 2017	Committee of the Whole marks up Bill 22-242

III. POSITION OF THE EXECUTIVE

Bill 22-242 represents the Mayor's Fiscal Year 2018 Proposed Budget and Financial Plan. On May 11, 2017, the Mayor transmitted an errata letter requesting that the Council incorporate various changes to the introduced version of Bill 22-242 and budget documents. The errata letter is included in the attachments to this report.

At the May 12, 2017 hearing on Bill 22-242, City Administrator Rashad Young presented testimony on behalf of the Mayor.

IV. COMMENTS OF ADVISORY NEIGHBORHOOD COMMISSIONS

The Committee received a letter from the Chair of Advisory Neighborhood Commission (ANC) 7E requesting that the Council approve additional funding for the Capitol View Library. Commissioner Jonathan McHugh (ANC 3E05) provided oral testimony reading a resolution adopted by ANC 3E on April 13, 2017, urging the District to adopt increased education funding. Both the ANC 7E letter and ANC 3E resolution are included as part of the hearing record.

V. LIST OF WITNESSES

The Committee of the Whole held a public hearing on Bill 22-242 and other budget-related legislation on May 12, 2017.⁶¹ The witnesses were:

- | | | |
|-----|----------------------|--|
| 1. | Ed Lazere | Executive Director, DC Fiscal Policy Institute |
| 2. | Ilana Boivie | Senior Policy Analyst, DC Fiscal Policy Institute |
| 3. | Judith Sandalow | Executive Director, Children’s Law Center |
| 4. | Maggie Riden | Executive Director, DC Alliance of Youth Advocates |
| 5. | Nechama Masliansky | Senior Advisor, SOME Inc. |
| 6. | Betty Gentle | Advocacy & Community Engagement Specialist, SOME, Inc. |
| 7. | Stacey Barton | DC Association of REALTORS |
| 8. | Deborah Shore | Executive Director, Sasha Bruce Youthwork, Inc. |
| 9. | Shelley Tomkin | Ward 3 Democratic Committee |
| 10. | Jesse Lovell | Ward 3 Democratic Committee |
| 11. | Amber Harding | Attorney, Washington Legal Clinic for the Homeless |
| 12. | Diana Kelly Alvord | Public Witness |
| 13. | David Schwartzman | D.C. Statehood Green Party |
| 14. | Elizabeth McNichol | Senior Fellow, Center on Budget and Policy Priorities |
| 15. | Monica Kamen | Co-Director, DC Fair Budget Coalition |
| 16. | Adam Kent | Local Initiatives Support Corporation |
| 17. | Matthew Hanson | Campaigns Director, DC Working Families |
| 18. | Alexis Valauri-Orton | Public Witness |
| 19. | Jeffrey Gutman | Public Witness |
| 20. | Jesse Rabinowitz | Miriam’s Kitchen |
| 21. | Lara Pukatch | Director of Advocacy, Miriam’s Kitchen |
| 22. | Beverly Wheeler | Executive Director, DC Hunger Solutions |
| 23. | Erin Palmer | Public Witness |
| 24. | Emmanuel Caudillo | D.C. Education Coalition for Change |
| 25. | Elaine Sarao | Public Witness |
| 26. | Maria Cuprill | Public Witness |

⁶¹ All of the Council’s committees held hearings between April 6 and May 11, 2017, inclusive, on the Mayor’s proposed budget; in many cases, testimony at those hearings addressed various provisions of the Fiscal Year 2018 Local Budget Act.

27.	Carol Spring	Public Witness
28.	Porter McConnell	Director, Financial Transparency Coalition
29.	Sylvester Bush	Public Witness
30.	Eric Atilano	Public Witness
31.	Randolph Clarke	DC Federation of National Active and Retired Federal Employees
32.	Jamie Kamlet Fragle	Director of Advocacy and Communications, Academy of Hope Adult Public Charter School
33.	Chris Weiss	Executive Director, DC Environmental Network
34.	Ericka Wadlington	DC Chamber of Commerce
35.	Rev. Charles McNeil	Coalition to Restore the Pension Exclusion
36.	Antara Duetta	Public Witness
37.	Frances Bellinger	Friends of the Capitol View Library
38.	Iola Anyan	Capitol View Library Coalition
39.	Bethany Nickerson	Local School Advisory Team, Wilson High School
40.	Karma Cottman	Executive Director, DC Coalition Against Domestic Violence
41.	Robin Thurston	Public Witness
42.	Pearl Strand	Wilson High School Student
43.	Samuel Alten	Wilson High School Student
44.	Charlotte Oakley	Public Witness
45.	Bobbi Moss	Public Witness
46.	Samantha Waxman	Resource Generation
47.	Akiva Wolberg	Resource Generation
48.	Alli McCracken	Jews United for Justice
49.	Sarah Gordon	Janney Elementary LSAT
50.	Suzanne Smalley	Janney Elementary LSAT
51.	Alecia Brinkerhoff	Janney Elementary LSAT
52.	Bethany Rubin Henderson	Executive Director, DC SCORES
53.	Antionette Lawson	Public Witness
54.	Travis Ballie	Public Witness
55.	Ruth Tyson	Public Witness
56.	Linnea Lassiter	Policy Analyst, DC Fiscal Policy Institute
57.	Beatrice Evans	Public Witness
58.	Jonathan McHugh	Commissioner, ANC 3E05
59.	Holly Seibold	Executive Director, Bringing Resources to Aid Women's Shelters (BRAWS)
60.	Raed Jarrar	Public Witness
61.	Chioma Oruh	Inclusive Prosperity Coalition
62.	Terri Acker	Public Witness
63.	Aja Taylor	Bread for the City
64.	Charles Crews	Public Witness
65.	Rashad Young	City Administrator, Office of the City Administrator

The following submitted statements for the record:

66.	Dan Rifle	Public Testimony
67.	Zach Schalk	Communication Chair, DC for Democracy
68.	Ashley Emerson	Chair, ANC 7E (SMD 7E05)
69.	Tyrone Chisholm	Public Testimony
70.	Russ Williams	President, CEO of Center City Public Charter School
71.	Holly Seibold	BRAWS
72.	Amy Rothschild	Public Testimony
73.	Catherine Plume	Public Testimony
74.	Jennifer Dickman	Sierra Club – DC Chapter
75.	Joanna Blotner	Public Testimony
76.	Mark Rodeffer	Chair, D.C. Sierra Club
77.	Rebecca Barson	Public Testimony

VI. IMPACT ON EXISTING LAW

Bill 22-242 represents the local portion of District's budget for Fiscal Year 2018, pursuant to section 446 of the Home Rule Act.

VII. FISCAL IMPACT

Bill 22-242 comprises the Council's adoption of the annual budget for the District government and establishes the availability of funding for the continuing operations of the District for Fiscal Year 2018.

VIII. SECTION-BY-SECTION ANALYSIS

<u>Section 1</u>	States the short title of Bill 22-242.
<u>Section 2</u>	Sets forth the expenditure levels and appropriation language for the government of the District for the fiscal year ending September 30, 2017.
<u>Section 3</u>	Explains that this legislation constitutes the local portion of the annual budget required by section 446(a) of the Home Rule Act.
<u>Section 4</u>	Provides that the Council adopts the fiscal impact statement of the Chief Financial Officer.
<u>Section 5</u>	Establishes the effective date of the act.

IX. COMMITTEE ACTION

X. ATTACHMENTS

1. Bill 22-242 as introduced.
2. Certification letter for Bill 22-242.
3. Mayor's errata letter.
4. Legal sufficiency determination.
5. Committee print of Bill 22-242.



2017 APR -4 PM 5:32

OFFICE OF THE
SECRETARY

MURIEL BOWSER
MAYOR

April 4, 2017

The Honorable Phil Mendelson
Chairman
Council of the District of Columbia
1350 Pennsylvania Avenue, NW, Suite 504
Washington, DC 20004

Dear Chairman Mendelson:

On behalf of the residents of the District of Columbia, I am pleased to submit to you the District of Columbia Fiscal Year 2018 Budget and Financial Plan, "DC Values in Action." Included in the submission, you will find the "Fiscal Year 2018 Local Budget Act of 2017," the "Fiscal Year 2018 Federal Portion Budget Request Act of 2017," the "Fiscal Year 2018 Budget Support Act of 2017," the "Fiscal Year 2017 Revised Budget Request Emergency Adjustment Act of 2017," the "Fiscal Year 2017 Revised Budget Request Temporary Adjustment Act of 2017," and the "Fiscal Year 2017 Revised Budget Request Adjustment Emergency Declaration Resolution of 2017."

This proposal is the District of Columbia's twenty-second consecutive balanced budget. It invests in residents ensuring they have a *roadmap to inclusive prosperity*. For the third year, I heard from residents before I finalized my budget: through a series of budget engagement forums, residents shared their ideas and concerns about education, public safety, affordable housing, jobs and economic development, and health and human services. From these discussions I finalized the FY 2018 Budget and Financial Plan.

The budget before you reflects the ideas and priorities of District residents and delivers on the commitment of a *roadmap to inclusive prosperity*. From again investing \$100 million in the Housing Production Trust Fund to allocating over \$1 billion in full-scale school modernizations, this budget continues to move the District of Columbia forward. This budget also maintains critical investments to build a safer, stronger DC and to ensure our residents have access to job training programs that keep them on the pathway to the middle class. Below, I have highlighted a few of the key investments proposed in the FY 2018 Budget and Financial Plan.

High-Quality Education

Rising enrollment in our traditional public and public charter schools, and increasing student achievement, demonstrate that school reform in the District is working. The FY 2018 budget makes the largest investment in public education in the history of the District of Columbia:

- Committing an additional \$105 million to increase the per student rate and meet the needs of a growing student body;
- Increasing charter school facilities by 2.2% to \$3,193/student for non-residential charter programs and \$8,580/student for residential charter schools;
- Improving technology to help parents navigate and engage in public education, specifically the parent portal for DCPS; extending MySchoolDC for mid-year entries and transfers; and, launching a new MyChildCareDC site;
- Increasing University of the District of Columbia (UDC) and the Community College of the District of Columbia funds for the staff and programs by \$5.7 million;
- Expanding and improving Child Care by \$15 million. Potential sites include UDC's Flagship Campus (4200 Connecticut Ave NW), UDC's Community College Campus (5171 S. Dakota Ave NE), UDC's Community College Campus Headquarters (801 North Capitol St NE), and the Deanwood Recreation Center (1350 49th St NE);
- Transferring \$4.9 million of former DC Children and Youth Investment Trust Corporation (CYITC) funds to the Office of the Deputy Mayor for Education (DME) for out-of-school-time programming; and,
- Investing \$1.3 billion for school modernization over 6 years to ensure that schools in line for modernization under established, defined criteria are budgeted for necessary improvements.

Safer, Stronger DC

The District is committed to ensuring that those in all neighborhoods feel—and are—safe, providing an environment in which residents and businesses can thrive. To that end, the FY 2018 budget includes the following investments:

- \$11.7 million in enhancements focused on recruiting and retaining MPD officers, as well as ensuring that as many officers as can be are returned to patrol-related duties. This will be accomplished through: a new public relations campaign; expansion of the police cadet program; expanded housing assistance and student loan forgiveness for officers; and further civilianization of administrative positions;
- \$2.3 million for the creation of a *Returning Citizens Portal* to be managed by the Department of Corrections. This will be a physical office offering services from various agencies to help returning citizens successfully transition back into the community. Vital post-release services include: housing, employment, education, health care, job training and placement, and substance use/mental health;
- \$1 million for the establishment of a nurse triage collaborative pilot program between Fire and Emergency Medical Services (FEMS) and the Office of Unified Communications (OUC) with a goal to improve access to medical services for callers into

911 by offering nurses who can speak to non-emergency callers and help them make an appointment at a same-day clinic;

- \$20 million for essential upgrades to 311/911 hardware and software, including major upgrades to our secondary facility on McMillan Drive NW;
- \$42.2 million for the purchase of new MPD fleet vehicles; and,
- \$87.7 million for the purchase of new FEMS fleet vehicles, and \$45 million for the construction of a new fleet maintenance facility.

Affordable Housing

My Administration is committed to producing, preserving and protecting affordable housing in the District of Columbia. This is demonstrated in this budget through the commitment of another \$100 million contribution to the Housing Production Trust Fund. This investment will continue our shared goal to support grants and loans, thus yielding more affordable housing for DC families.

Additionally, this budget provides additional funds for the below projects' affordable housing components:

- \$14 million for the redevelopment of Walter Reed;
- \$103 million for the redevelopment of St. Elizabeths; and,
- \$85 million for the New Communities initiative.

Pathways to the Middle Class

Maintaining a strong, diverse, and resilient District of Columbia requires that every resident has a fair shot, and a pathway to the middle class. We accomplish this by supporting our most vulnerable families and residents; providing job training that leads to real employment opportunities; and by nurturing our small businesses to ensure their growth and success. Some ways the FY 2018 Budget provides Pathways to the Middle Class are:

- Continuing the District's investment in our youth through the Mayor Marion Barry Summer Youth Employment Program by budgeting more than \$20 million;
- Serving as a regional leader by again fully funding the District's share of the WMATA budget, adding a new express bus line on 14th Street NW in Wards 1 and 4, and expanding capacity of existing bus service in Wards 7 and 8;
- Ensuring that the Department of Small and Local Business Development's Certified Business Enterprise system continues to help our local businesses grow and obtain government contracts, and work on government funded projects by fully funding the program with \$0.9 million;
- Funding \$16.8 million towards the Washington D.C. Infrastructure Academy at Saint Elizabeths East Campus. This new facility will focus on occupational skills training and work-based learning initiatives related to the infrastructure industry, including utility, energy efficiency, transportation, and logistics sectors. At the Academy, industry partners, training providers such as UDC, labor unions and trade associations, will offer a

diverse skills training allowing District residents the tools to begin and sustain careers in the infrastructure industry;

- Implementing recommendations from the Housing Preservation Strikeforce through \$10 million in funding; and,
- Advancing DDOT's Vision Zero goals through \$4.5 million for (45) new Traffic Control Operators along with (26) new School Crossing Guards.

Health and Human Services

Investing in the health and well-being of District residents remains a priority of my Administration. Ensuring residents are able to provide for their families, and connecting these families with valuable care and supportive programs when they need it most, ensures they have a fair shot at success in the future. The FY 2018 budget includes:

- Funding the next phase of the Homeward DC plan with \$15.2 million, including \$6.3 million for the Housing Authority;
- Funding \$8.1 million for a new Temporary Assistance for Needy Families (TANF) policy that will help the District's neediest families;
- Supplementing the Department of Health's budget with \$0.9 million to reduce the number of active opioid users in the District, reduce overdoses and overdose fatalities, and improve health and economic outcomes for District residents with a history of substance use;
- Funding the Alternatives to Court Experience (ACE) and Parent and Adolescent Support Services (PASS), programs with \$3.3 million; and,
- Providing \$1 million for the Joyful Foods initiative.

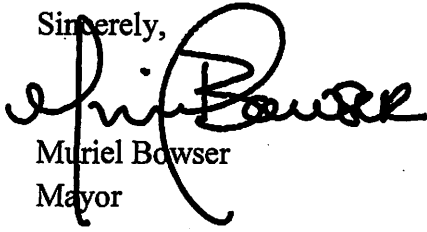
Government Operations

Building a government that works for the residents of the District Columbia streamlines processes and improves efficiency. The FY 2018 budget supports these improvements by:


- Ensuring that the District's share of WMATA's operating and capital subsidies are fully funded;
- Right-sizing the District's snow budget with a \$3.8 million budget increase;
- Expanding the Department of Public Works' rush-hour towing, grounds maintenance, and leaf collection efforts by \$3.2 million; and,
- Allocating \$1.5 million to the Office of the Chief Technology Officer for a District Continuity of Operations and Disaster Recovery Task Force which will evaluate District-wide critical applications to prepare and test Disaster Recovery Plans.

In a city as prosperous as ours, we can and should make all of these critical investments to ensure that residents in all 8 wards can share in **inclusive prosperity**.

Sincerely,

A handwritten signature in black ink, appearing to read "Muriel Bowser". The signature is fluid and cursive, with the first name "Muriel" written in a larger, more prominent script than the last name "Bowser".

Muriel Bowser
Mayor


Chairman Phil Mendelson
at the request of the Mayor

1
2
3
4
5
6
7
8
9
10
11
12
13
14
15
16
17
18
19
20
21
22
23
24
25
26
27
28
29
30
31
32
33
34
35
36
37
38
39
40
41
42
43
44
45
46
47
48
49
50

A BILL

IN THE COUNCIL OF THE DISTRICT OF COLUMBIA

To adopt the local portion of the budget of the District of Columbia government for the fiscal year ending September 30, 2018.

BE IT ENACTED BY THE COUNCIL OF THE DISTRICT OF COLUMBIA, That this act may be cited as the "Fiscal Year 2018 Local Budget Act of 2017".

Sec. 2. Adoption of the local portion of the Fiscal Year 2018 budget.
The following expenditure levels are approved and adopted as the local portion of the budget for the government of the District of Columbia for the fiscal year ending September 30, 2018.

**DISTRICT OF COLUMBIA BUDGET FOR THE FISCAL YEAR
ENDING SEPTEMBER 30, 2018**

PART A--SUMMARY OF EXPENSES

The following amounts are appropriated for the District of Columbia government for the fiscal year ending September 30, 2018 ("Fiscal Year 2018"), out of the General Fund of the District of Columbia ("General Fund"), except as otherwise specifically provided; provided, that notwithstanding any other provision of law, except as provided in section 450A of the District of Columbia Home Rule Act, approved November 22, 2000 (114 Stat. 2440; D.C. Official Code § 1-204.50a), and provisions of this act, the total amount appropriated in this act for operating expenses for the District of Columbia for Fiscal Year 2018 shall not exceed the lesser of the sum of the total revenues of the District of Columbia for such fiscal year or \$13,842,133,000 (of which \$7,921,131,000 shall be from local funds (including \$330,373,000 from dedicated taxes), \$1,015,271,000 shall be from Federal grant funds, \$2,310,222,000 shall be from Medicaid payments, \$666,285,000 shall be from other funds, \$3,866,000 shall be from private funds, \$123,721,000 shall be from funds requested to be appropriated by the Congress as Federal payments pursuant to the Fiscal Year 2018 Federal Portion Budget Request Act of 2017, and \$1,801,636,000 shall be from enterprise and other funds; provided further, that of the local funds, such amounts as may be necessary may be derived from the General Fund balance; provided further, that of these funds the intra-District authority shall be \$683,656,000; in addition, for capital construction projects, an increase of \$2,375,666,000 of which \$1,844,193,000 shall be from local funds, \$184,239,000 shall be from the Local Transportation Fund, \$1,000,000 from private grant funds, \$47,931,000 shall be from the District of Columbia Highway Trust Fund, and \$298,302,000 shall be from Federal grant funds, and a rescission of \$831,779,000 of which \$611,886,000 shall be from local funds, \$130,851,000 shall be from the Local Transportation Fund, \$26,501,000 shall be from the District of Columbia Highway Trust Fund, and \$62,541,000 shall be from Federal grant funds appropriated under this heading in prior fiscal

1 years, for a net amount of \$1,543,887,000, to remain available until expended; in addition, provided, that
2 all funds provided by this act shall be available only for the specific projects and purposes intended;
3 provided further, that amounts appropriated under this act may be increased by the amount transferred
4 from funds appropriated in this act as Pay-As-You-Go Capital funds; provided further, that amounts
5 provided under this heading are to be available, allocated, and expended at the rates and subject to the
6 provisions set forth under the heading "Division of Expenses"; provided further, that this amount may be
7 increased by proceeds of one-time transactions, which are expended for emergency or unanticipated
8 operating or capital needs; provided further, that such increases shall be approved by enactment of local
9 District law and shall comply with all reserve requirements contained in the District of Columbia Home
10 Rule Act, approved December 24, 1973 (87 Stat. 777; D.C. Official Code § 1-201.01 *et seq.*); provided
11 further, that this amount may be further increased by such sums as may be necessary for making refunds
12 and for the payment of legal settlements or judgments that have been entered against the District of
13 Columbia government and such sums may be paid from the applicable or available funds of the District of
14 Columbia; provided further, local funds are appropriated, without regard to fiscal year, in such amounts as
15 may be necessary to pay vendor fees, including legal fees, that are obligated in this fiscal year, to be paid
16 as a fixed percentage of District revenue recovered from third parties on behalf of the District under
17 contracts that provided for payment of fees based upon and from such District revenue as may be
18 recovered by the vendor; provided further, that amounts appropriated pursuant to this act as operating
19 funds may be transferred to enterprise and capital funds and such amounts, once transferred, shall retain
20 appropriation authority consistent with the provisions of this act; provided further, that there may be
21 reprogrammed or transferred for operating expenses any local funds transferred or reprogrammed in this
22 or the 4 prior fiscal years from operating funds to capital funds, and such amounts, once transferred or
23 reprogrammed, shall retain appropriation authority consistent with the provisions of this act, except, that
24 there may not be reprogrammed for operating expenses any funds derived from bonds, notes, or other
25 obligations issued for capital projects; provided further, that the local funds (including dedicated tax) and
26 other funds appropriated by this act may be reprogrammed and transferred as provided in subchapter IV
27 of Chapter 3 of Title 47 of the District of Columbia Official Code, or as otherwise provided by law,
28 through November 15, 2018; provided further, during fiscal year 2018 and any subsequent fiscal year,
29 notwithstanding any other provision of law, the District of Columbia may expend funds as necessary to
30 pay capital and operating obligations created by the District of Columbia and the National Parks Service
31 in annual or multi-year agreements to improve, maintain, operate, or manage National Parks located in the
32 District of Columbia, and such sums may be paid from the applicable or available funds of the District of
33 Columbia, which, once allocated, shall retain appropriation authority consistent with the provisions of this
34 act, without any limitation as to amount, duration, or fiscal year; provided further, that any unspent
35 amount remaining in a non-lapsing Fund described in Part B at the end of a fiscal year is to be continually
36 available, allocated, appropriated and expended for the purposes of such Fund without regard to fiscal
37 year in addition to any amounts deposited in and appropriated to such Fund for a subsequent fiscal year;
38 provided further, that the Chief Financial Officer shall take such steps as are necessary to assure that the
39 foregoing requirements are met, including the apportioning by the Chief Financial Officer of the
40 appropriations and funds made available during Fiscal Year 2018.

41
42 **PART B - - DIVISION OF EXPENSES**

43
44 **GOVERNMENTAL DIRECTION AND SUPPORT**

45 Governmental direction and support, \$817,450,000 (including \$709,332,000 from local funds,
46 \$31,543,000 from Federal grant funds, \$75,053,000 from other funds, and \$1,522,000 from private
47 funds): provided, that any program fees collected from the issuance of debt shall be available for the
48 payment of expenses of the debt management program of the District, to be allocated as follows:

49 (1) Council of the District of Columbia. - \$24,136,000 from local funds; provided, that
50 not to exceed \$25,000 shall be available for the Chairman from this appropriation for official reception
51 and representation expenses and for purposes consistent with section 26 of the Discretionary Funds Act of

1 1973, approved October 26, 1973 (87 Stat. 509; D.C. Official Code § 1-333.10); provided, that all funds
2 deposited, without regard to fiscal year, into the Council Technology Projects Fund are authorized for
3 expenditure and shall remain available for expenditure until September 30, 2018;

4 (2) Office of the District of Columbia Auditor. - \$5,227,000 from local funds;

5 (3) Advisory Neighborhood Commissions. - \$934,000 from local funds; provided, that
6 all funds deposited, without regard to fiscal year, into the Agency Fund are authorized for expenditure and
7 shall remain available for expenditure until September 30, 2018;

8 (4) Uniform Law Commission. - \$51,000 from local funds;

9 (5) Office of the Mayor. - \$13,617,000 (including \$10,072,000 from local funds and
10 \$3,546,000 from Federal grant funds); provided, that not to exceed \$25,000 of such amount, from local
11 funds, shall be available for the Mayor for official reception and representation expenses and for purposes
12 consistent with section 26 of the Discretionary Funds Act of 1973, approved October 26, 1973 (87 Stat.
13 509; D.C. Official Code § 1-333.10); provided further, that all funds deposited, without regard to fiscal
14 year, into the Emancipation Day Fund are authorized for expenditure and shall remain available for
15 expenditure until September 30, 2018;

16 (6) Mayor's Office of Legal Counsel. - \$1,634,000 from local funds;

17 (7) Office of the Senior Advisor. - \$3,149,000 from local funds;

18 (8) Office of the Secretary. - \$4,058,000 (including \$2,958,000 from local funds and
19 \$1,100,000 from other funds);

20 (9) Office of the City Administrator. - \$9,170,000 (including \$7,907,000 from local
21 funds, \$280,000 from other funds, and \$983,000 from private funds); provided, that not to exceed
22 \$10,600 of such amount, from local funds, shall be available for the City Administrator for official
23 reception and representation expenses and for purposes consistent with section 26 of the Discretionary
24 Funds Act of 1973, approved October 26, 1973 (87 Stat. 509; D.C. Official Code § 1-333.10);

25 (10) Deputy Mayor for Greater Economic Opportunity. - \$4,367,000 from local funds;

26 (11) Office of Risk Management. - \$3,965,000 from local funds;

27 (12) Department of Human Resources. - \$9,282,000 (including \$8,866,000 from local
28 funds and \$416,000 from other funds);

29 (13) Office of Disability Rights. - \$1,734,000 (including \$1,106,000 from local funds
30 and \$628,000 from Federal grant funds);

31 (14) Captive Insurance Agency. - \$2,320,000 (including \$2,123,000 from local funds
32 and \$197,000 from other funds); provided, that all funds deposited, without regard to fiscal year, into the
33 Agency Fund (Free Standing Clinics/Insurance Fund) are authorized for expenditure and shall remain
34 available for expenditure until September 30, 2018; provided further, that all funds deposited, without
35 regard to fiscal year, into the Captive Insurance Fund are authorized for expenditure and shall remain
36 available for expenditure until September 30, 2018;

37 (15) Office of Finance and Resource Management. - \$24,706,000 (including
38 \$24,264,000 from local funds and \$442,000 from other funds);

39 (16) Office of Contracting and Procurement. - \$24,000,000 (including \$22,724,000
40 from local funds and \$1,276,000 from other funds);

41 (17) Office of the Chief Technology Officer. - \$78,384,000 (including \$69,948,000
42 from local funds, \$32,000 from Federal grant funds, and \$8,404,000 from other funds); provided, that all
43 funds deposited, without regard to fiscal year, into the DC-NET Services Support Fund are authorized for
44 expenditure and shall remain available for expenditure until September 30, 2018;

45 (18) Contract Appeals Board. - \$1,490,000 from local funds;

46 (19) Department of General Services. - \$301,721,000 (including \$293,479,000 from
47 local funds and \$8,242,000 from other funds); provided, that all funds deposited, without regard to fiscal
48 year, into the Eastern Market Enterprise Fund are authorized for expenditure and shall remain available
49 for expenditure until September 30, 2018; provided further, that all funds deposited, without regard to
50 fiscal year, into the West End Library/Firehouse Maintenance Fund are authorized for expenditure and

1 shall remain available for expenditure until September 30, 2018;

2 (20) Board of Elections. - \$8,795,000 (including \$7,795,000 from local funds and
3 \$1,000,000 from Federal grant funds);

4 (21) Office of Campaign Finance. - \$2,908,000 from local funds;

5 (22) Public Employee Relations Board. - \$1,351,000 from local funds;

6 (23) Office of Employee Appeals. - \$1,842,000 from local funds;

7 (24) Metropolitan Washington Council of Governments. - \$520,000 from local funds;

8 (25) Board of Ethics and Government Accountability. - \$2,095,000 (including
9 \$1,945,000 from local funds and \$150,000 from other funds); provided, that all funds deposited, without
10 regard to fiscal year, into the Lobbyist Administration and Enforcement Fund are authorized for
11 expenditure and shall remain available for expenditure until September 30, 2018; provided further, that all
12 funds deposited, without regard to fiscal year, into the Board of Ethics and Government Accountability
13 Fund are authorized for expenditure and shall remain available for expenditure until September 30, 2018;

14 (26) Office of the Attorney General for the District of Columbia. - \$95,996,000
15 (including \$61,913,000 from local funds, \$23,040,000 from Federal grant funds, \$10,504,000 from other
16 funds, and \$539,000 from private funds); provided, that not to exceed \$10,600 of such amount, from local
17 funds, shall be available for the Attorney General for official reception and representation expenses;
18 provided further, that all funds deposited, without regard to fiscal year, into the Child SPT-TANF/AFDC
19 Collections Fund are authorized for expenditure and shall remain available for expenditure until
20 September 30, 2018; provided further, that all funds deposited, without regard to fiscal year, into the
21 Child SPT-Reimbursements and Fees Fund are authorized for expenditure and shall remain available for
22 expenditure until September 30, 2018; provided further, that all funds deposited, without regard to fiscal
23 year, into the Child SPT-Interest Income Fund are authorized for expenditure and shall remain available
24 for expenditure until September 30, 2018; provided further, that all funds deposited, without regard to
25 fiscal year, into the Drug-, Firearm-, or Prostitution-Related Nuisance Abatement Fund are authorized for
26 expenditure and shall remain available for expenditure until September 30, 2018; provided further, that all
27 funds deposited, without regard to fiscal year, into the Litigation Support Fund are authorized for
28 expenditure and shall remain available for expenditure until September 30, 2018;

29 (27) Statehood Initiatives Agency. - \$234,000 from local funds; provided, that all
30 funds deposited, without regard to fiscal year, into the New Columbia Statehood Fund are authorized for
31 expenditure and shall remain available for expenditure until September 30, 2018;

32 (28) Office of the Inspector General. - \$18,368,000 (including \$15,521,000 from local
33 funds and \$2,848,000 from Federal grant funds); provided, that all funds deposited, without regard to
34 fiscal year, into the Office of the Inspector General Operational Projects Fund are authorized for
35 expenditure and shall remain available for expenditure until September 30, 2018; and

36 (29) Office of the Chief Financial Officer. - \$171,395,000 (including \$126,902,000
37 from local funds, \$450,000 from Federal grant funds, and \$44,042,000 from other funds); provided, that
38 not to exceed \$10,600 of such amount, from local funds, shall be available for the Chief Financial Officer
39 for official reception and representation expenses; provided further, that amounts appropriated by this act
40 may be increased by the amount required to pay banking fees for maintaining the funds of the District of
41 Columbia; provided further, that all funds deposited, without regard to fiscal year, into the OFT Central
42 Collection Unit Fund are authorized for expenditure and shall remain available for expenditure until
43 September 30, 2018; provided further, that all funds deposited, without regard to fiscal year, into the
44 Recorder of Deeds Surcharge Fund are authorized for expenditure and shall remain available for
45 expenditure until September 30, 2018.

46
47 **ECONOMIC DEVELOPMENT AND REGULATION**

48 Economic development and regulation, \$631,157,000 (including \$301,497,000 from local funds
49 (including \$1,170,000 from dedicated taxes), \$93,940,000 from Federal grant funds, \$235,417,000 from
50 other funds, and \$302,000 from private funds), to be allocated as follows:

1 (1) Office of the Deputy Mayor for Planning and Economic Development. -
2 \$45,463,000 (including \$12,117,000 from local funds, \$1,250,000 from Federal grant funds, and
3 \$32,096,000 from other funds); provided, that all funds deposited, without regard to fiscal year, into the
4 Industrial Revenue Bond program are authorized for expenditure and shall remain available for
5 expenditure until September 30, 2018; provided further, that all funds deposited, without regard to fiscal
6 year, into the H Street Retail Priority Area Grant Fund are authorized for expenditure and shall remain
7 available for expenditure until September 30, 2018; provided further, that all funds deposited, without
8 regard to fiscal year, into the Soccer Stadium Financing Fund are authorized for expenditure and shall
9 remain available for expenditure until September 30, 2018; provided further, that all funds deposited,
10 without regard to fiscal year, into the Economic Development Special Account are authorized for
11 expenditure and shall remain available for expenditure until September 30, 2018; provided further, that all
12 funds deposited, without regard to fiscal year, into the Walter Reed Redevelopment Fund are authorized
13 for expenditure and shall remain available for expenditure until September 30, 2018; provided further,
14 that all funds deposited, without regard to fiscal year, into the Walter Reed Reinvestment Fund are
15 authorized for expenditure and shall remain available for expenditure until September 30, 2018; provided
16 further, that all funds deposited, without regard to fiscal year, into the St. Elizabeths East Campus
17 Redevelopment Fund are authorized for expenditure and shall remain available for expenditure until
18 September 30, 2018;

19 (2) Office of Planning. - \$10,106,000 (including \$9,361,000 from local funds,
20 \$525,000 from Federal grant funds, \$200,000 from other funds, and \$20,000 from private funds);
21 provided, that all funds deposited, without regard to fiscal year, into the Historic Landmark and Historic
22 District Filing Fees (Local) Fund are authorized for expenditure and shall remain available for
23 expenditure until September 30, 2018; provided further, that all funds deposited, without regard to fiscal
24 year, into the Historical Landmark and Historic District Filing Fees (O-Type) Fund are authorized for
25 expenditure and shall remain available for expenditure until September 30, 2018;

26 (3) Department of Small and Local Business Development. - \$14,009,000 (including
27 \$13,552,000 from local funds and \$457,000 from Federal grant funds); provided, that all funds deposited,
28 without regard to fiscal year, into the Small Business Capital Access Fund are authorized for expenditure
29 and shall remain available for expenditure until September 30, 2018; provided further, that all funds
30 deposited, without regard to fiscal year, into the Streetscape Loan Relief Fund are authorized for
31 expenditure and shall remain available for expenditure until September 30, 2018;

32 (4) Office of Cable Television, Film, Music, and Entertainment. - \$12,757,000
33 (including \$1,662,000 from local funds and \$11,095,000 from other funds); provided, that all funds
34 deposited, without regard to fiscal year, into the Film, Television and Entertainment Rebate Fund are
35 authorized for expenditure and shall remain available for expenditure until September 30, 2018; provided
36 further, that all funds deposited, without regard to fiscal year, into the Cable Franchise Fees Fund are
37 authorized for expenditure and shall remain available for expenditure until September 30, 2018;

38 (5) Office of Zoning. - \$3,069,000 from local funds;

39 (6) Department of Housing and Community Development. - \$82,237,000 (including
40 \$23,104,000 from local funds, \$54,587,000 from Federal grant funds, and \$4,546,000 from other funds);
41 provided, that all funds deposited, without regard to fiscal year, into the Compensation Units 1 and 2
42 Affordable Housing Fund are authorized for expenditure and shall remain available for expenditure until
43 September 30, 2018; provided further, that all funds deposited, without regard to fiscal year, into the
44 Department of Housing and Community Development Unified Fund are authorized for expenditure and
45 shall remain available for expenditure until September 30, 2018; provided further, that all funds
46 deposited, without regard to fiscal year, into the Land Acquisition for Housing Development
47 Opportunities (LAHDO) Fund are authorized for expenditure and shall remain available for expenditure
48 until September 30, 2018; provided further, that all funds deposited, without regard to fiscal year, into the
49 RLF Escrow Fund are authorized for expenditure and shall remain available for expenditure until
50 September 30, 2018; provided further, that all funds deposited, without regard to fiscal year, into the

1 Rehab Repay Fund are authorized for expenditure and shall remain available for expenditure until
2 September 30, 2018; provided further, that all funds deposited, without regard to fiscal year, into the
3 Home Again Revolving Fund are authorized for expenditure and shall remain available for expenditure
4 until September 30, 2018; provided further, that all funds deposited, without regard to fiscal year, into the
5 HPAP-Repay Fund are authorized for expenditure and shall remain available for expenditure until
6 September 30, 2018; provided further, that all funds deposited, without regard to fiscal year, into the
7 Housing Preservation Fund are authorized for expenditure and shall remain available for expenditure
8 until September 30, 2018;

9 (7) Department of Employment Services. - \$145,460,000 (including \$65,140,000 from
10 local funds, \$35,355,000 from Federal grant funds, \$44,705,000 from other funds, and \$260,000 from
11 private funds); provided, that all funds deposited, without regard to fiscal year, into the Workers'
12 Compensation Administration Fund are authorized for expenditure and shall remain available for
13 expenditure until September 30, 2018; provided further, that all funds deposited, without regard to fiscal
14 year, into the UI Administrative Assessment Tax Fund are authorized for expenditure and shall remain
15 available for expenditure until September 30, 2018; provided further, that all funds deposited, without
16 regard to fiscal year, into the UI Interest/Penalties Fund are authorized for expenditure and shall remain
17 available for expenditure until September 30, 2018; provided further, that all funds deposited, without
18 regard to fiscal year, into the Workers' Compensation Special Fund are authorized for expenditure and
19 shall remain available for expenditure until September 30, 2018; provided further, that all funds
20 deposited, without regard to fiscal year, into the Reed Act Fund are authorized for expenditure and shall
21 remain available for expenditure until September 30, 2018;

22 (8) Real Property Tax Appeals Commission. - \$1,715,000 from local funds;

23 (9) Department of Consumer and Regulatory Affairs. - \$61,180,000 (including
24 \$23,040,000 from local funds and \$38,140,000 from other funds); provided, that all funds deposited,
25 without regard to fiscal year, into the Basic Business License Fund are authorized for expenditure and
26 shall remain available for expenditure until September 30, 2018; provided further, that all funds
27 deposited, without regard to fiscal year, into the Green Building Fund are authorized for expenditure and
28 shall remain available for expenditure until September 30, 2018; provided further, that all funds
29 deposited, without regard to fiscal year, into the Real Estate Guaranty and Education Fund are authorized
30 for expenditure and shall remain available for expenditure until September 30, 2018; provided further,
31 that all funds deposited, without regard to fiscal year, into the Nuisance Abatement Fund are authorized
32 for expenditure and shall remain available for expenditure until September 30, 2018; provided further,
33 that all funds deposited, without regard to fiscal year, into the OPLA-Special Account are authorized for
34 expenditure and shall remain available for expenditure until September 30, 2018; provided further, that all
35 funds deposited, without regard to fiscal year, into the Board of Engineers Fund are authorized for
36 expenditure and shall remain available for expenditure until September 30, 2018; provided further, that all
37 funds deposited, without regard to fiscal year, into the Corporate Recordation Fund are authorized for
38 expenditure and shall remain available for expenditure until September 30, 2018; provided further, that all
39 funds deposited, without regard to fiscal year, into the Re-Appraisal Fee Fund are authorized for
40 expenditure and shall remain available for expenditure until September 30, 2018; provided further, that all
41 funds deposited, without regard to fiscal year, into the Vending Regulation Fund are authorized for
42 expenditure and shall remain available for expenditure until September 30, 2018;

43 (10) Office of the Tenant Advocate. - \$3,163,000 from local funds;

44 (11) Commission on the Arts and Humanities. - \$20,629,000 (including \$19,775,000
45 from local funds, \$720,000 from Federal grant funds, and \$133,000 from other funds), provided that grant
46 funding is competitively awarded to nonprofit fine and performing arts organizations based in and
47 primarily serving the District; provided further, that all funds deposited, without regard to fiscal year, into
48 the Special Purpose Revenue Fund are authorized for expenditure and shall remain available for
49 expenditure until September 30, 2018;

50 (12) Alcoholic Beverage Regulation Administration. - \$8,655,000 (including

1 \$1,170,000 from local funds (including \$1,170,000 from dedicated taxes) and \$7,485,000 from other
2 funds); provided, that all funds deposited, without regard to fiscal year, into the ABC-Import And Class
3 License Fees Fund are authorized for expenditure and shall remain available for expenditure until
4 September 30, 2018; provided further, that all funds deposited, without regard to fiscal year, into the
5 Dedicated Taxes Fund are authorized for expenditure and shall remain available for expenditure until
6 September 30, 2018;

7 (13) Public Service Commission. - \$14,599,000 (including \$589,000 from Federal
8 grant funds, \$13,989,000 from other funds, and \$22,000 from private funds); provided, that all funds
9 deposited, without regard to fiscal year, into the Operating-Utility Assessment Fund are authorized for
10 expenditure and shall remain available for expenditure until September 30, 2018; provided further, that all
11 funds deposited, without regard to fiscal year, into the PJM Settlement Fund are authorized for
12 expenditure and shall remain available for expenditure until September 30, 2018;

13 (14) Office of the People's Counsel. - \$8,063,000 from other funds; provided, that all
14 funds deposited, without regard to fiscal year, into the Advocate for Consumers Fund are authorized for
15 expenditure and shall remain available for expenditure until September 30, 2018;

16 (15) Department of Insurance, Securities, and Banking. - \$28,423,000 (including
17 \$457,000 from federal grants and \$27,966,000 from other funds); provided, that all funds deposited,
18 without regard to fiscal year, into the Insurance Regulatory Trust Fund are authorized for expenditure and
19 shall remain available for expenditure until September 30, 2018; provided further, that all funds
20 deposited, without regard to fiscal year, into the Foreclosure Mediation Fund are authorized for
21 expenditure and shall remain available for expenditure until September 30, 2018; provided further, that all
22 funds deposited, without regard to fiscal year, into the Capital Access Fund are authorized for expenditure
23 and shall remain available for expenditure until September 30, 2018;

24 (16) Housing Authority Subsidy. - \$76,312,000 from local funds; provided, that all
25 funds deposited, without regard to fiscal year, into the DCHA Rehabilitation and Maintenance Fund are
26 authorized for expenditure and shall remain available for expenditure until September 30, 2018;

27 (17) Housing Production Trust Fund Subsidy. - \$48,317,000 from local funds; and

28 (18) Business Improvement Districts Transfer. - \$47,000,000 from other funds.
29

30 PUBLIC SAFETY AND JUSTICE

31 Public safety and justice, \$1,320,468,000 (including \$1,104,350,000 from local funds,
32 \$163,970,000 from Federal grant funds, \$80,000 from Medicaid payments, \$48,340,000 from other funds,
33 \$14,000 from private funds, \$500,000 from Federal payment funds requested to be appropriated by the
34 Congress under the heading "Federal Payment for the District of Columbia National Guard" in the Fiscal
35 Year 2018 Federal Portion Budget Request Act of 2017, \$2,608,000 from Federal payment funds
36 requested to be appropriated by the Congress under the heading "Federal Payment to the Criminal Justice
37 Coordinating Council" in the Fiscal Year 2018 Federal Portion Budget Request Act of 2017, and
38 \$605,000 from Federal payment funds requested to be appropriated by the Congress under the heading
39 "Federal Payment for Judicial Commissions" in the Fiscal Year 2018 Federal Portion Budget Request Act
40 of 2017), to be allocated as follows:

41 (1) Metropolitan Police Department. - \$516,445,000 (including \$502,100,000 from
42 local funds, \$6,145,000 from Federal grant funds, and \$8,200,000 from other funds); provided, that all
43 funds deposited, without regard to fiscal year, into the Asset Forfeiture Fund are authorized for
44 expenditure and shall remain available for expenditure until September 30, 2018;

45 (2) Fire and Emergency Medical Services Department. - \$254,178,000 (including
46 \$249,288,000 from local funds, \$3,054,000 from Federal grant funds, and \$1,836,000 from other funds);
47 local funds; provided, that all funds deposited, without regard to fiscal year, into the Fire and Emergency
48 Medical Services Department EMS Reform Fund are authorized for expenditure and shall remain
49 available for expenditure until September 30, 2018;

50 (3) Police Officers' and Firefighters' Retirement System. - \$105,596,000 from local

1 funds;

2 (4) Department of Corrections. - \$146,906,000 (including \$125,795,000 from local
3 funds and \$21,111,000 from other funds); provided, that all funds deposited, without regard to fiscal year,
4 into the Correction Trustee Reimbursement Fund are authorized for expenditure and shall remain
5 available for expenditure until September 30, 2018; provided further, that all funds deposited, without
6 regard to fiscal year, into the Welfare Account are authorized for expenditure and shall remain available
7 for expenditure until September 30, 2018; provided further, that all funds deposited, without regard to
8 fiscal year, into the Correction Reimbursement-Juveniles Fund are authorized for expenditure and shall
9 remain available for expenditure until September 30, 2018;

10 (5) District of Columbia National Guard. - \$13,629,000 (including \$4,844,000 from
11 local funds, \$8,285,000 from Federal grant funds, and \$500,000 from Federal payment funds requested to
12 be appropriated by the Congress under the heading "Federal Payment for the District of Columbia
13 National Guard" in the Fiscal Year 2018 Federal Portion Budget Request Act of 2017); provided, that the
14 Mayor shall reimburse the District of Columbia National Guard for expenses incurred in connection with
15 services that are performed in emergencies by the National Guard in a militia status and are requested by
16 the Mayor, in amounts that shall be jointly determined and certified as due and payable for these services
17 by the Mayor and the Commanding General of the District of Columbia National Guard; provided further,
18 that such sums as may be necessary for reimbursement to the District of Columbia National Guard under
19 the preceding proviso shall be available pursuant to this act, and the availability of the sums shall be
20 deemed as constituting payment in advance for emergency services involved;

21 (6) Homeland Security and Emergency Management Agency. - \$136,570,000
22 (including \$4,827,000 from local funds and \$131,743,000 from Federal grant funds);

23 (7) Commission on Judicial Disabilities and Tenure. - \$310,000 from Federal
24 payment funds requested to be appropriated by the Congress under the heading "Federal Payment for
25 Judicial Commissions" in the Fiscal Year 2018 Federal Portion Budget Request Act of 2017;

26 (8) Judicial Nomination Commission. - \$295,000 from Federal payment funds
27 requested to be appropriated by the Congress under the heading "Federal Payment for Judicial
28 Commissions" in the Fiscal Year 2018 Federal Portion Budget Request Act of 2017;

29 (9) Office of Police Complaints. - \$2,451,000 from local funds;

30 (10) District of Columbia Sentencing Commission. - \$1,179,000 from local funds;

31 (11) Office of the Chief Medical Examiner. - \$11,445,000 from local funds;

32 (12) Office of Administrative Hearings. - \$9,823,000 (including \$9,743,000 from
33 local funds and \$80,000 from Medicaid payments);

34 (13) Criminal Justice Coordinating Council. - \$3,460,000 (including \$687,000 from
35 local funds, \$150,000 from Federal grant funds, \$14,000 from private funds, and \$2,608,000 from Federal
36 payment funds requested to be appropriated by the Congress under the heading "Federal Payment to the
37 Criminal Justice Coordinating Council" in the Fiscal Year 2018 Federal Portion Budget Request Act of
38 2017);

39 (14) Office of Unified Communications. - \$48,242,000 (including \$32,886,000 from
40 local funds, and \$15,357,000 from other funds); provided, that all funds deposited, without regard to
41 fiscal year, into the Emergency and Non-Emergency Number Telephone Calling Systems Fund are
42 authorized for expenditure and shall remain available for expenditure until September 30, 2018;

43 (15) Department of Forensic Sciences. - \$26,886,000 (including \$26,363,000 from
44 local funds and \$523,000 from Federal grant funds); provided, that all funds deposited, without regard to
45 fiscal year, into the DFS Laboratory Fund are authorized for expenditure and shall remain available for
46 expenditure until September 30, 2018;

47 (16) Office of the Deputy Mayor for Public Safety and Justice. - \$1,868,000 from
48 local funds; provide, that all funds deposited, without regard to fiscal year, into the Neighborhood Safety
49 and Engagement Fund are authorized for expenditure and shall remain available for expenditure until
50 September 30, 2018;

- 1 (17) Corrections Information Council. - \$641,000 from local funds;
2 (18) Office of Victim Services and Justice Grants. - \$39,843,000 (including
3 \$23,935,000 from local funds, \$14,071,000 from Federal grant funds, and \$1,837,000 from other funds);
4 provided, that \$5,027,835 shall be made available to award a grant to the District of Columbia Bar
5 Foundation for the purpose of providing support to nonprofit organizations that deliver civil legal services
6 to low-income and under-served District residents of which not less than \$200,000 shall be available to
7 fund the District of Columbia Poverty Lawyer Loan Repayment Assistance Program, established by
8 section 401 of the Access to Justice Initiative Amendment Act of 2011, effective September 14, 2011
9 (D.C. Law 19-21; D.C. Official Code § 4-1704.01); provided further, that all funds deposited, without
10 regard to fiscal year, into the Crime Victims Assistance Fund are authorized for expenditure and shall
11 remain available for expenditure until September 30, 2018; provided further, that all funds deposited,
12 without regard to fiscal year, into the Domestic Violence Shelter and Transitional Housing Fund are
13 authorized for expenditure and shall remain available for expenditure until September 30, 2018; provided
14 further, that all funds deposited, without regard to fiscal year, into the Community-Based Violence
15 Reduction Fund are authorized for expenditure and shall remain available for expenditure until September
16 30, 2018; provided further, that all funds deposited, without regard to fiscal year, into the Private Security
17 Camera Incentive Fund are authorized for expenditure and shall remain available for expenditure until
18 September 30, 2018; and
19 (19) Criminal Code Reform Commission. - \$701,000 from local funds.
20

21 PUBLIC EDUCATION SYSTEM

22 Public education system, including the development of national-defense education programs,
23 \$2,471,274,000 (including \$2,118,951,000 from local funds (including \$4,276,000 from dedicated taxes),
24 \$249,960,000 from Federal grant funds, \$20,935,000 from other funds, \$1,428,000 from private funds,
25 \$40,000,000 from Federal payment funds requested to be appropriated by the Congress under the heading
26 "Federal Payment for Resident Tuition Support" in the Fiscal Year 2018 Federal Portion Budget Request
27 Act of 2017, and \$40,000,000 from Federal payment funds requested to be appropriated by the Congress
28 under the heading "Federal Payment for School Improvement" in the Fiscal Year 2018 Federal Portion
29 Budget Request Act of 2017), to be allocated as follows:

30 (1) District of Columbia Public Schools. - \$823,449,000 (including \$778,063,000 from
31 local funds, \$14,712,000 from Federal grant funds, \$9,263,000 from other funds, \$1,411,000 from private
32 funds, and \$20,000,000 from Federal payment funds requested to be appropriated by the Congress under
33 the heading "Federal Payment for School Improvement" in the Fiscal Year 2018 Federal Portion Budget
34 Request Act of 2017); provided, that not to exceed \$10,600 of such local funds shall be available for the
35 Chancellor for official reception and representation expenses; provided further, that, notwithstanding the
36 amounts otherwise provided under this heading or any other provision of law, there shall be appropriated
37 to the District of Columbia Public Schools on July 1, 2018, an amount equal to 10 percent of the total
38 amount of the local funds appropriations provided for the District of Columbia Public Schools in the
39 proposed budget of the District of Columbia for Fiscal Year 2019 (as transmitted to Congress), and the
40 amount of such payment shall be chargeable against the final amount provided for the District of
41 Columbia Public Schools for Fiscal Year 2019; provided further, that all funds deposited, without regard
42 to fiscal year, into the E-Rate Education Fund are authorized for expenditure and shall remain available
43 for expenditure until September 30, 2018; provided further, that all funds deposited, without regard to
44 fiscal year, into the ROTC Fund are authorized for expenditure and shall remain available for expenditure
45 until September 30, 2018; provided further, that all funds deposited, without regard to fiscal year, into the
46 DHHS Afterschool Program-Copayment Fund are authorized for expenditure and shall remain available
47 for expenditure until September 30, 2018; provided further, that all funds deposited, without regard to
48 fiscal year, into the At-Risk Supplemental Allocation Preservation Fund are authorized for expenditure
49 and shall remain available for expenditure until September 30, 2018; provided further, that the District of
50 Columbia Public Schools ("DCPS") is authorized to spend appropriated funds to pay for DCPS-sponsored
51 student travel, including the cost of transportation, lodging, meals, and admission fees for students and

1 adult chaperones, to locations and venues outside DCPS facilities in accordance with rules promulgated
2 by the Chancellor pursuant to section 105(c)(5) of the District of Columbia Public Education Reform
3 Amendment Act of 2007, effective June 12, 2007 (D.C. Law 17-9; D.C. Official Code § 38-174(c)(5));
4 provided further, that such travel be related to the students' curriculum or for the purpose of rewarding
5 student curricular or extra-curricular achievement;

6 (2) Teachers' Retirement System. - \$59,046,000 from local funds;

7 (3) Office of the State Superintendent of Education. - \$460,516,000 (including
8 \$165,152,000 from local funds (including \$4,276,000 from dedicated taxes), \$234,317,000 from Federal
9 grant funds, \$1,047,000 from other funds, \$40,000,000 from Federal payment funds requested to be
10 appropriated by the Congress under the heading "Federal Payment for Resident Tuition Support" in the
11 Fiscal Year 2018 Federal Portion Budget Request Act of 2017, and \$20,000,000 from Federal payment
12 funds requested to be appropriated by the Congress under the heading "Federal Payment for School
13 Improvement" in the Fiscal Year 2018 Federal Portion Budget Request Act of 2017); provided, that of the
14 amounts provided to the Office of the State Superintendent of Education, \$1,000,000 from local funds
15 shall remain available until June 30, 2018, for an audit of the student enrollment of each District of
16 Columbia public school and of each District of Columbia public charter school; provided further, that all
17 funds deposited, without regard to fiscal year, into the Blackman and Jones Consent Decree Fund are
18 authorized for expenditure and shall remain available for expenditure until September 30, 2018; provided
19 further, that all funds deposited, without regard to fiscal year, into the Charter School Credit Enhancement
20 Fund are authorized for expenditure and shall remain available for expenditure until September 30, 2018;
21 provided further, that all funds deposited, without regard to fiscal year, into the Student Residency
22 Verification Fund are authorized for expenditure and shall remain available for expenditure until
23 September 30, 2018; provided further, that all funds deposited, without regard to fiscal year, into the
24 State Athletic Acts Program and Office Fund are authorized for expenditure and shall remain available for
25 expenditure until September 30, 2018; provided further, that all funds deposited, without regard to fiscal
26 year, into the Community Schools Fund are authorized for expenditure and shall remain available for
27 expenditure until September 30, 2018; provided further, that all funds deposited, without regard to fiscal
28 year, into the Special Education Enhancement Fund are authorized for expenditure and shall remain
29 available for expenditure until September 30, 2018; provided further, that all funds deposited, without
30 regard to fiscal year, into the Child Development Facilities Fund are authorized for expenditure and shall
31 remain available for expenditure until September 30, 2018;

32 (4) District of Columbia Public Charter Schools. - \$806,483,000 from local funds;
33 provided, that there shall be quarterly disbursement of funds to the District of Columbia public charter
34 schools, with the first payment to occur within 15 days of the beginning of the fiscal year; provided
35 further, that if the entirety of this allocation has not been provided as payments to any public charter
36 schools currently in operation through the per pupil funding formula, the funds shall remain available for
37 expenditure until September 30, 2018 for public education in accordance with section 2403(b)(2) of the
38 District of Columbia School Reform Act of 1995, approved April 26, 1996 (110 Stat. 1321; D.C. Official
39 Code § 38-1804.03(b)(2)); provided further, that of the amounts made available to District of Columbia
40 public charter schools, \$230,000 shall be made available to the Office of the Chief Financial Officer as
41 authorized by section 2403(b)(6) of the District of Columbia School Reform Act of 1995, approved April
42 26, 1996 (110 Stat. 1321; D.C. Official Code § 38-1804.03(b)(6)); provided further, that, notwithstanding
43 the amounts otherwise provided under this heading or any other provision of law, there shall be
44 appropriated to the District of Columbia public charter schools on July 1, 2018, an amount equal to 35
45 percent, or for new charter school Local Education Agencies that opened for the first time after December
46 31, 2017 an amount equal to 45 percent, of the total amount of the local funds appropriations provided for
47 payments to public charter schools in the proposed budget of the District of Columbia for Fiscal Year
48 2019 (as transmitted to Congress), and the amount of such payment shall be chargeable against the final
49 amount provided for such payments for Fiscal Year 2019; provided further, that the annual financial audit
50 for the performance of an individual District of Columbia public charter school shall be funded by the
51 charter school;

1 (5) University of the District of Columbia Subsidy Account. - \$76,680,000 from local
2 funds; provided, that this appropriation shall not be available to subsidize the education of nonresidents of
3 the District at the University of the District of Columbia, unless the Board of Trustees of the University of
4 the District of Columbia adopts, for the fiscal year ending September 30, 2018, a tuition-rate schedule that
5 establishes the tuition rate for nonresident students at a level no lower than the nonresident tuition rate
6 charged at comparable public institutions of higher education in the metropolitan area; provided further,
7 that, notwithstanding the amounts otherwise provided under this heading or any other provision of law,
8 there shall be appropriated to the University of the District of Columbia on July 1, 2018, an amount equal
9 to 10 percent of the total amount of the local funds appropriations provided for the University of the
10 District of Columbia in the proposed budget of the District of Columbia for Fiscal Year 2019 (as
11 transmitted to Congress), and the amount of such payment shall be chargeable against the final amount
12 provided for the University of the District of Columbia for Fiscal Year 2019; provided further, that not to
13 exceed \$10,600 of the amount provided for the University of the District of Columbia Subsidy Account
14 shall be available for the President of the University of the District of Columbia for official reception and
15 representation expenses;

16 (6) District of Columbia Public Library. - \$59,462,000 (including \$56,998,000 from
17 local funds, \$931,000 from Federal grant funds, \$1,515,000 from other funds, and \$17,000 from private
18 funds); provided, that not to exceed \$8,500 of such amount, from local funds, shall be available for the
19 Public Librarian for official reception and representation expenses; provided further, that all funds
20 deposited, without regard to fiscal year, into the Copies and Printing Fund are authorized for expenditure
21 and shall remain available for expenditure until September 30, 2018; provided further, that all funds
22 deposited, without regard to fiscal year, into the SLD E-Rate Reimbursement Fund are authorized for
23 expenditure and shall remain available for expenditure until September 30, 2018; provided further, that all
24 funds deposited, without regard to fiscal year, into the Library Collections Account are authorized for
25 expenditure and shall remain available for expenditure until September 30, 2018;

26 (7) District of Columbia Public Charter School Board. - \$9,110,000 from other
27 funds;

28 (8) Non-Public Tuition. - \$72,046,000 from local funds;

29 (9) Special Education Transportation. - \$93,989,000 from local funds; provided, that,
30 notwithstanding the amounts otherwise provided under this heading or any other provision of law, there
31 shall be appropriated to the Special Education Transportation agency under the direction of the Office of
32 the State Superintendent of Education, on July 1, 2018, an amount equal to 10 percent of the total amount
33 of the local funds appropriations provided for the Special Education Transportation agency in the
34 proposed budget for the District of Columbia for Fiscal Year 2018 (as transmitted to Congress), and the
35 amount of such payment shall be chargeable against the final amount provided for the Special Education
36 Transportation agency for Fiscal Year 2018; provided further, that amounts appropriated under this
37 paragraph may be used to offer financial incentives as necessary to reduce the number of routes serving 2
38 or fewer students;

39 (10) State Board of Education. - \$1,525,000 from local funds; and

40 (11) Office of the Deputy Mayor for Education. - \$8,969,000 from local funds;
41 provided, that all funds deposited, without regard to fiscal year, into the Common Lottery Board Fund are
42 authorized for expenditure and shall remain available for expenditure until September 30, 2018.

43 44 HUMAN SUPPORT SERVICES

45 Human support services, \$4,724,412,000 (including \$1,950,121,000 from local funds (including
46 \$72,577,000 from dedicated taxes), \$417,402,000 from Federal grant funds, \$2,310,142,000 from
47 Medicaid payments, \$41,147,000 from other funds, \$599,000 from private funds, and \$5,000,000 from
48 Federal payment funds requested to be appropriated by the Congress under the heading "Federal Payment
49 for Testing and Treatment of HIV/AIDS" in the Fiscal Year 2018 Federal Portion Budget Request Act of
50 2017; to be allocated as follows:

1 (1) Department of Human Services. - \$557,050,000 (including \$367,578,000 from
2 local funds, \$156,422,000 from Federal grant funds, \$31,250,000 from Medicaid payments, and
3 \$1,800,000 from other funds; provided, that all funds deposited, without regard to fiscal year, into the SSI
4 Payback Fund are authorized for expenditure and shall remain available for expenditure until September
5 30, 2018;

6 (2) Child and Family Services Agency. - \$225,027,000 (including \$158,623,000 from
7 local funds, \$65,383,000 from Federal grant funds, \$1,000,000 from other funds, and \$21,000 from
8 private funds);

9 (3) Department of Behavioral Health. - \$254,742,000 (including \$228,253,000 from
10 local funds, \$20,279,000 from Federal grant funds, \$1,430,000 from Medicaid payments, \$4,234,000
11 from other funds, and \$546,000 from private funds); provided, that all funds deposited, without regard to
12 fiscal year, into the APRA-Choice in Drug Treatment (HCSN) Fund are authorized for expenditure and
13 shall remain available for expenditure until September 30, 2018;

14 (4) Department of Health. - \$230,838,000 (including \$74,156,000 from local funds,
15 \$131,673,000 from Federal grant funds, \$19,977,000 from other funds, \$32,000 from private funds, and
16 \$5,000,000 from Federal payment funds requested to be appropriated by the Congress under the heading
17 "Federal Payment for Testing and Treatment of HIV/AIDS" in the Fiscal Year 2018 Federal Portion
18 Budget Request Act of 2017); provided, that all funds deposited, without regard to fiscal year, into the
19 Health Professional Recruitment Fund (Medical Loan Repayment) are authorized for expenditure and
20 shall remain available for expenditure until September 30, 2018; provided further, that all funds
21 deposited, without regard to fiscal year, into the Board of Medicine Fund are authorized for expenditure
22 and shall remain available for expenditure until September 30, 2018; provided further, that all funds
23 deposited, without regard to fiscal year, into the Pharmacy Protection Fund are authorized for expenditure
24 and shall remain available for expenditure until September 30, 2018; provided further, that all funds
25 deposited, without regard to fiscal year, into the SHPDA Fees Fund are authorized for expenditure and
26 shall remain available for expenditure until September 30, 2018; provided further, that all funds
27 deposited, without regard to fiscal year, into the Civic Monetary Penalties Fund are authorized for
28 expenditure and shall remain available for expenditure until September 30, 2018; provided further, that all
29 funds deposited, without regard to fiscal year, into the SHPDA Admission Fee Fund are authorized for
30 expenditure and shall remain available for expenditure until September 30, 2018; provided further, that all
31 funds deposited, without regard to fiscal year, into the ICF/MR Fees and Fines are authorized for
32 expenditure and shall remain available for expenditure until September 30, 2018; provided further, that all
33 funds deposited, without regard to fiscal year, into the Human Services Facility Fee Fund are authorized
34 for expenditure and shall remain available for expenditure until September 30, 2018; provided further,
35 that all funds deposited, without regard to fiscal year, into the Communicable and Chronic Disease
36 Prevention and Treatment Fund are authorized for expenditure and shall remain available for expenditure
37 until September 30, 2018; provided further, that all funds deposited, without regard to fiscal year, into the
38 Medical Marijuana Program Fund are authorized for expenditure and shall remain available for
39 expenditure until September 30, 2018;

40 (5) Department of Parks and Recreation. - \$50,006,000 (including \$47,306,000 from
41 local funds and \$2,700,000 from other funds); provided, that all funds deposited, without regard to fiscal
42 year, into the Department of Recreation Enterprise Fund are authorized for expenditure and shall remain
43 available for expenditure until September 30, 2018;

44 (6) Office on Aging. - \$44,668,000 (including \$34,731,000 from local funds,
45 \$7,592,000 from Federal grant funds, and \$2,345,000 from Medicaid payments);

46 (7) Unemployment Compensation Fund. - \$6,680,000 from local funds;

47 (8) Employees' Compensation Fund. - \$21,709,000 from local funds; provided, that all
48 funds deposited, without regard to fiscal year, into the Worker's Compensation Rev-Settlement Fund are
49 authorized for expenditure and shall remain available for expenditure until September 30, 2018; provided
50 further, that all funds deposited, without regard to fiscal year, into the Agency Fund are authorized for

1 expenditure and shall remain available for expenditure until September 30, 2018;
2 (9) Office of Human Rights. - \$4,331,000 (including \$4,001,000 from local funds and
3 \$330,000 from Federal grant funds);
4 (10) Office on Latino Affairs. - \$3,301,000 from local funds;
5 (11) Office on Asian and Pacific Islander Affairs. - \$855,000 from local funds;
6 (12) Office of Veterans' Affairs. - \$412,000 (including \$407,000 from local funds and
7 \$5,000 from other funds); provided, that all funds deposited, without regard to fiscal year, into the Office
8 of Veterans Affairs Fund are authorized for expenditure and shall remain available for expenditure until
9 September 30, 2018;
10 (13) Department of Youth Rehabilitation Services. - \$97,505,000 from local funds;
11 provided, that of the local funds appropriated for the Department of Youth Rehabilitation Services,
12 \$12,000 shall be used to fund the requirements of the Interstate Compact for Juveniles;
13 (14) Department of Disability Services. - \$168,872,000 (including \$117,378,000 from
14 local funds, \$32,921,000 from Federal grant funds, \$10,810,000 from Medicaid payments, and
15 \$7,763,000 from other funds); provided that all funds deposited, without regard to fiscal year, into the
16 Randolph Shepherd Unassigned Facilities Fund are authorized for expenditure and shall remain available
17 for expenditure until September 30, 2018; provided further, that all funds deposited, without regard to
18 fiscal year, into the Cost of Care-Non-Medicaid Clients Fund are authorized for expenditure and shall
19 remain available for expenditure until September 30, 2018; provided further, that all funds deposited,
20 without regard to fiscal year, into the Contribution to Costs of Supports Fund are authorized for
21 expenditure and shall remain available for expenditure until September 30, 2018;
22 (15) Department of Health Care Finance. - \$3,056,043,000 (including \$785,265,000
23 from local funds (including \$72,577,000 from dedicated taxes), \$2,803,000 from Federal grant funds,
24 \$2,264,307,000 from Medicaid payments, and \$3,668,000 from other funds); provided, that all funds
25 deposited, without regard to fiscal year, into the Healthy DC Fund are authorized for expenditure and
26 shall remain available for expenditure until September 30, 2018; provided further, that all funds
27 deposited, without regard to fiscal year, into the Nursing Homes Quality of Care Fund are authorized for
28 expenditure and shall remain available for expenditure until September 30, 2018; provided further, that all
29 funds deposited, without regard to fiscal year, into the Stevie Sellows Fund are authorized for expenditure
30 and shall remain available for expenditure until September 30, 2018; provided further, that all funds
31 deposited, without regard to fiscal year, into the Medicaid Collections-3rd Party Liability Fund are
32 authorized for expenditure and shall remain available for expenditure until September 30, 2018; provided
33 further, that all funds deposited, without regard to fiscal year, into the Bill of Rights (Grievance and
34 Appeals) Fund are authorized for expenditure and shall remain available for expenditure until September
35 30, 2018; provided further, that all funds deposited, without regard to fiscal year, into the Hospital
36 Provider Fee Fund are authorized for expenditure and shall remain available for expenditure until
37 September 30, 2018; provided further, that all funds deposited, without regard to fiscal year, into the
38 Hospital Fund are authorized for expenditure and shall remain available for expenditure until September
39 30, 2018; and
40 (16) Office of the Deputy Mayor for Health and Human Services. - \$2,373,000 from
41 local funds.
42
43

PUBLIC WORKS

44 Public works, including rental of one passenger-carrying vehicle for use by the Mayor and 3
45 passenger-carrying vehicles for use by the Council of the District of Columbia and leasing of passenger-
46 carrying vehicles, \$879,145,000 (including \$646,883,000 from local funds (including \$85,572,000 from
47 dedicated taxes), \$40,195,000 from Federal grant funds, and \$192,068,000 from other funds), to be
48 allocated as follows:

49 (1) Department of Public Works. - \$150,535,000 (including \$142,998,000 from local
50 funds and \$7,537,000 from other funds); provided, that all funds deposited, without regard to fiscal year,

1 into the Solid Waste Disposal Fee Fund are authorized for expenditure and shall remain available for
2 expenditure until September 30, 2018; provided further, that all funds deposited, without regard to fiscal
3 year, into the Super Can Program Fund are authorized for expenditure and shall remain available for
4 expenditure until September 30, 2018;

5 (2) Department of Transportation. - \$118,990,000 (including \$82,620,000 from local
6 funds, \$11,408,000 from Federal grant funds, and \$24,962,000 from other funds); provided, that all funds
7 deposited, without regard to fiscal year, into the Bicycle Sharing Fund are authorized for expenditure and
8 shall remain available for expenditure until September 30, 2018; provided further, that all funds
9 deposited, without regard to fiscal year, into the Performance Parking Program Fund are authorized for
10 expenditure and shall remain available for expenditure until September 30, 2018; provided further, that all
11 funds deposited, without regard to fiscal year, into the Tree Fund are authorized for expenditure and shall
12 remain available for expenditure until September 30, 2018; provided further, that all funds deposited,
13 without regard to fiscal year, into the DDOT Enterprise Fund-Non Tax Revenues Fund are authorized for
14 expenditure and shall remain available for expenditure until September 30, 2018; provided further, that all
15 funds deposited, without regard to fiscal year, into the Sustainable Transportation Fund are authorized for
16 expenditure and shall remain available for expenditure until September 30, 2018; provided further, that, in
17 addition, there are appropriated any amounts received, or to be received, without regard to fiscal year,
18 from the Potomac Electric Power Company, or any of its related companies, successors, or assigns, for
19 the purpose of paying or reimbursing the District Department of Transportation for the costs of designing,
20 constructing, acquiring, and installing facilities, infrastructure, and equipment for use and ownership by
21 the Potomac Electric Power Company, or any of its related companies, successors, or assigns, related to
22 or associated with the undergrounding of electric transmission lines in the District of Columbia, and any
23 interest earned on those funds, which amounts and interest shall not revert to the unrestricted fund balance
24 of the General Fund of the District of Columbia at the end of a fiscal year, but shall be continually
25 available until expended for the designated purposes; provided further, that all funds deposited, without
26 regard to fiscal year, into the Vision Zero Pedestrian and Bicycle Safety Fund are authorized for
27 expenditure and shall remain available for expenditure until September 30, 2018; provided further, that all
28 funds deposited, without regard to fiscal year, into the Transportation Infrastructure Project Fund are
29 authorized for expenditure and shall remain available for expenditure until September 30, 2018;

30 (3) Department of Motor Vehicles. - \$44,993,000 (including \$23,502,000 from local
31 funds and \$21,491,000 from other funds); provided, that all funds deposited, without regard to fiscal year,
32 into the Motor Vehicle Inspection Station Fund are authorized for expenditure and shall remain available
33 for expenditure until September 30, 2018; provided further, that all funds deposited, without regard to
34 fiscal year, into the Parking, Standing, Stopping and Pedestrian Violation Enforcement Fund are
35 authorized for expenditure and shall remain available for expenditure until September 30, 2018; provided
36 further, that all funds deposited, without regard to fiscal year, into the Automated Traffic Enforcement
37 Fund are authorized for expenditure and shall remain available for expenditure until September 30, 2018;
38 provided further, that all funds deposited, without regard to fiscal year, into the Moving Violation
39 Enforcement Fund are authorized for expenditure and shall remain available for expenditure until
40 September 30, 2018;

41 (4) Department of Energy and Environment. - \$120,876,000 (including \$17,492,000
42 from local funds, \$28,787,000 from Federal grant funds, and \$74,597,000 from other funds); provided,
43 that all funds deposited, without regard to fiscal year, into the Storm Water Permit Review Fund are
44 authorized for expenditure and shall remain available for expenditure until September 30, 2018; provided
45 further, all funds deposited, without regard to fiscal year, into the Sustainable Energy Trust Fund are
46 authorized for expenditure and shall remain available for expenditure until September 30, 2018; provided
47 further, that all funds deposited, without regard to fiscal year, into the Brownfield Revitalization Fund are
48 authorized for expenditure and shall remain available for expenditure until September 30, 2018; provided
49 further, that all funds deposited, without regard to fiscal year, into the Anacostia River Clean Up and
50 Protection Fund are authorized for expenditure and shall remain available for expenditure until September

1 30, 2018; provided further, that all funds deposited, without regard to fiscal year, into the Wetlands Fund
2 are authorized for expenditure and shall remain available for expenditure until September 30, 2018;
3 provided further, that all funds deposited, without regard to fiscal year, into the Energy Assistance Trust
4 Fund are authorized for expenditure and shall remain available for expenditure until September 30, 2018;
5 provided further, that all funds deposited, without regard to fiscal year, into the LUST Trust Fund are
6 authorized for expenditure and shall remain available for expenditure until September 30, 2018; provided
7 further, that all funds deposited, without regard to fiscal year, into the Soil Erosion/Sediment Control
8 Fund are authorized for expenditure and shall remain available for expenditure until September 30, 2018;
9 provided further, that all funds deposited, without regard to fiscal year, into the DC Municipal
10 Aggregation Program Fund are authorized for expenditure and shall remain available for expenditure until
11 September 30, 2018; provided further, that all funds deposited, without regard to fiscal year, into the
12 Fishing License Fund are authorized for expenditure and shall remain available for expenditure until
13 September 30, 2018; provided further, that all funds deposited, without regard to fiscal year, into the
14 Renewable Energy Development Fund are authorized for expenditure and shall remain available for
15 expenditure until September 30, 2018; provided further, that all funds deposited, without regard to fiscal
16 year, into the Special Energy Assessment Fund are authorized for expenditure and shall remain available
17 for expenditure until September 30, 2018; provided further, that all funds deposited, without regard to
18 fiscal year, into the Air Quality Construction Permits Fund are authorized for expenditure and shall
19 remain available for expenditure until September 30, 2018; provided further, that all funds deposited,
20 without regard to fiscal year, into the WASA Utility Discount Program Fund are authorized for
21 expenditure and shall remain available for expenditure until September 30, 2018; provided further, that all
22 funds deposited, without regard to fiscal year, into the Pesticide Product Registration Fund are, authorized
23 for expenditure and shall remain available for expenditure until September 30, 2018; provided further,
24 that all funds deposited, without regard to fiscal year, into the Storm Water Fees Fund are authorized for
25 expenditure and shall remain available for expenditure until September 30, 2018; provided further, that all
26 funds deposited, without regard to fiscal year, into the Stormwater In Lieu Fee Fund are authorized for
27 expenditure and shall remain available for expenditure until September 30, 2018; provided further, that all
28 funds deposited, without regard to fiscal year, into the Economy II Fund are authorized for expenditure
29 and shall remain available for expenditure until September 30, 2018; provided further, that all funds
30 deposited, without regard to fiscal year, into the Residential Aid Discount Fund are authorized for
31 expenditure and shall remain available for expenditure until September 30, 2018; provided further, that all
32 funds deposited, without regard to fiscal year, into the Residential Essential Services Fund are authorized
33 for expenditure until September 30, 2018; provided further, that all funds deposited, without regard to
34 fiscal year, into the Benchmarking Enforcement Fund are authorized for expenditure and shall remain
35 available for expenditure until September 30, 2018; provided further, that all funds deposited, without
36 regard to fiscal year, into the Product Stewardship Fund are authorized for expenditure and shall remain
37 available for expenditure until September 30, 2018; provided further, that all funds deposited, without
38 regard to fiscal year, into the Air Quality Construction Permits Fund are authorized for expenditure and
39 shall remain available for expenditure until September 30, 2018; provided further, that all funds
40 deposited, without regard to fiscal year, into the Soil Erosion and Sediment Control Fund are authorized
41 for expenditure and shall remain available for expenditure until September 30, 2018;

42 (5) Department of For-Hire Vehicles. - \$13,652,000 (including \$4,113,000 from local
43 funds, and \$9,539,000 from other funds); provided, that all funds deposited, without regard to fiscal year,
44 into the Taxicab Assessment Act Fund are authorized for expenditure and shall remain available for
45 expenditure until September 30, 2018; provided further, that all funds deposited, without regard to fiscal
46 year, into the Public Vehicles for Hire Consumer Service Fund are authorized for expenditure and shall
47 remain available for expenditure until September 30, 2018;

48 (6) Washington Metropolitan Area Transit Commission. - \$141,000 from local
49 funds; and

50 (7) Washington Metropolitan Area Transit Authority. - \$429,958,000 (including

1 \$376,016,000 from local funds (including \$85,572,000 from dedicated taxes) and \$53,942,000 from other
2 funds); provided, that all funds deposited, without regard to fiscal year, into the Dedicated Taxes Fund are
3 authorized for expenditure and shall remain available for expenditure until September 30, 2018; provided
4 further, that all funds deposited, without regard to fiscal year, into the Parking Meter WMATA Fund are
5 authorized for expenditure and shall remain available for expenditure until September 30, 2018.
6

7 FINANCING AND OTHER

8 Financing and Other, \$1,196,592,000 (including \$1,089,997,000 from local funds (including
9 \$166,778,000 from dedicated taxes), \$18,262,000 from Federal grant funds, \$53,324,000 from other
10 funds, and \$35,008,000 from Federal payment funds requested to be appropriated by the Congress under
11 the heading "Federal Payment for Emergency Planning and Security Costs in the District of Columbia" in
12 the Fiscal Year 2018 Federal Portion Budget Request Act of 2017), to be allocated as follows:

13 (1) Repayment of Loans and Interest. - \$713,378,000 (including \$689,585,000 from
14 local funds, \$18,262,000 from Federal grant funds, and \$5,531,000 from other funds), for payment of
15 principal, interest, and certain fees directly resulting from borrowing by the District of Columbia to fund
16 District of Columbia capital projects as authorized by sections 462, 475, and 490 of the District of
17 Columbia Home Rule Act, approved December 24, 1973 (87 Stat. 777; D.C. Official Code §§ 1- 204.62,
18 1-204.75, and 1-204.90);

19 (2) Debt Service - Issuance Costs. - \$8,000,000 from local funds for the payment of
20 debt service issuance costs;

21 (3) Schools Modernization Fund. - \$2,781,000 from local funds for the Schools
22 Modernization Fund, established by section 4042 of the Schools Modernization Amendment Act of 2005,
23 effective October 20, 2005 (D.C. Law 16-33; D.C. Official Code § 1-325.41);

24 (4) Repayment of Revenue Bonds. - \$7,832,000 from local funds (including
25 \$7,832,000 from dedicated taxes) for the repayment of revenue bonds;

26 (5) Commercial Paper Program. - \$8,503,000 from local funds;

27 (6) Settlements and Judgments.- \$21,825,000 from local funds for making refunds and
28 for the payment of legal settlements or judgments that have been entered against the District of Columbia
29 government; provided, that this amount may be increased by such sums as may be necessary for making
30 refunds and for the payment of legal settlements or judgments that have been entered against the District
31 of Columbia government and such sums may be paid from the applicable or available funds of the District
32 of Columbia;

33 (7) John A. Wilson Building Fund. - \$4,082,000 from local funds for expenses
34 associated with the John A. Wilson building;

35 (8) Workforce Investments. - \$68,488,000 from local funds for workforce
36 investments; provided, that all funds deposited, without regard to fiscal year, into the Compensation Units
37 1 and 2 Compensation and Classification Reform Fund are authorized for expenditure and shall remain
38 available for expenditure until September 30, 2018;

39 (9) Non-Departmental. - \$6,477,000 (including \$4,847,000 from local funds and
40 \$1,630,000 from other funds), to be transferred by the Mayor of the District of Columbia within the
41 various appropriations headings in this act, to account for anticipated costs that cannot be allocated to
42 specific agencies during the development of the proposed budget;

43 (10) Emergency Planning and Security Fund. - \$35,008,000 from Federal payment
44 funds requested to be appropriated by the Congress under the heading "Federal Payment for Emergency
45 Planning and Security Costs in the District of Columbia" in the Fiscal Year 2018 Federal Portion Budget
46 Request Act of 2017; provided, that, notwithstanding any other law, obligations and expenditures that are
47 pending reimbursement under the heading "Federal Payment for Emergency Planning and Security Costs
48 in the District of Columbia" may be charged to this appropriations heading;

49 (11) Master Equipment Lease/Purchase Program. - \$19,254,000 from local funds;

50 (12) Pay-As-You-Go Capital Fund. - \$94,249,000 (including \$48,087,000 from local

1 funds and \$46,162,000 from other funds) to be transferred to the Capital Fund, in lieu of capital financing;
2 (13) District Retiree Health Contribution. - \$44,500,000 from local funds for a District
3 Retiree Health Contribution;
4 (14) Highway Transportation Fund. - Transfers.- \$24,936,000 from local funds
5 (including \$24,936,000 from dedicated taxes); and
6 (15) Convention Center Transfer. - \$137,276,000 from local funds (including
7 \$134,010,000 from dedicated taxes).
8

9 **REVISED REVENUE ESTIMATE CONTINGENCY PRIORITY**

10 If the Chief Financial Officer of the District of Columbia certifies increased local funds in the
11 June 2017 and September 2017 revenue estimates, these additional revenues shall be allocated equally
12 into the Workforce Investments account and the Non-Departmental account. The allocation to Workforce
13 Investments account shall be available to fund costs to be incurred to pay for salary increases or other
14 items required by the terms of collective bargaining agreements that will become effective in fiscal year
15 2018. The allocation to the Non-Departmental account shall be available to replace federal funds that the
16 District included in its Fiscal Year 2018 Local Budget Act of 2017 and the Fiscal Year 2018 Federal
17 Portion Budget Act of 2017 but which will not be available because they are not included in a
18 Congressionally enacted fiscal year 2018 appropriations act.
19

20 **ENTERPRISE AND OTHER FUNDS**

21 The amount of \$1,801,636,000 from enterprise and other funds (including \$186,402,000 from
22 enterprise and other-dedicated taxes), shall be provided to enterprise funds as follows; provided, that, in
23 the event that certain dedicated revenues exceed budgeted amounts, the General Fund budget authority
24 may be increased as needed to transfer all such revenues, pursuant to local law, to the Local
25 Transportation Fund (per D.C. Official Code § 9-111.01a), the Highway Trust Fund, the Washington
26 Convention Center and Sports Authority, and the Washington Metropolitan Area Transit Authority.
27

28 **DISTRICT OF COLUMBIA WATER AND SEWER AUTHORITY**

29 For operation of the District of Columbia Water and Sewer Authority, \$561,947,000 from
30 enterprise and other funds, of which no outstanding debt exists for repayment of loans and interest
31 incurred for capital improvement projects and payable to the District's debt service fund. For construction
32 projects, \$3,244,625,000, to be distributed as follows: \$720,917,000 for Wastewater Treatment;
33 \$475,214,000 for the Sanitary Sewer System; \$580,569,000 for the Water System; \$51,336,000 for Non
34 Process Facilities; \$1,155,759,000 for the Combined Sewer Overflow Program; \$101,311,000 for the
35 Washington Aqueduct; \$21,349,000 for the Stormwater Program; and \$138,170,000 for the capital
36 equipment program; in addition, \$65,000,000 from Federal payment funds requested to be appropriated
37 by the Congress under the heading "Federal Payment to the District of Columbia Water and Sewer
38 Authority" in the Fiscal Year 2018 Federal Portion Budget Request Act of 2017; provided, that the
39 requirements and restrictions that are applicable to General Fund capital improvement projects and set
40 forth in this act under the Capital Outlay appropriation account shall apply to projects approved under this
41 appropriation account.
42

43 **WASHINGTON AQUEDUCT**

44 For operation of the Washington Aqueduct, \$61,419,000 from enterprise and other funds.
45

46 **OFFICE OF LOTTERY AND CHARITABLE GAMES**

47 For the Lottery and Charitable Games Enterprise Fund, established by the District of Columbia
48 Appropriations Act, 1982, approved December 4, 1981 (Pub. L. No. 97-91; 95 Stat. 1174), for the
49 purpose of implementing the Law to Legalize Lotteries, Daily Numbers Games, and Bingo and Raffles
50 for Charitable Purposes in the District of Columbia, effective March 10, 1981 (D.C. Law 3-172; codified
51 in scattered cites in the D.C. Official Code), \$240,000,000 from enterprise and other funds; provided, that,

1 after notification to the Mayor, amounts appropriated herein may be increased by an amount necessary for
2 the Lottery and Charitable Games Enterprise Fund to make transfers to the General Fund of the District of
3 Columbia and to cover prizes, agent commissions, and gaming related fees directly associated with
4 unanticipated excess lottery revenues not included in this appropriation.
5

6 **DISTRICT OF COLUMBIA RETIREMENT BOARD**

7 For the District of Columbia Retirement Board, established pursuant to section 121 of the District
8 of Columbia Retirement Reform Act of 1979, approved November 17, 1979 (93 Stat. 866; D.C. Official
9 Code § 1-711), \$41,644,000 from the earnings of the applicable retirement funds to pay legal,
10 management, investment, and other fees and administrative expenses of the District of Columbia
11 Retirement Board; provided, that the District of Columbia Retirement Board shall provide to the Congress
12 and the Mayor and to the Council of the District of Columbia a quarterly report of the allocations of
13 charges by fund and of expenditures of all funds; provided further, that the District of Columbia
14 Retirement Board shall provide to the Mayor, for transmittal to the Council of the District of Columbia,
15 an itemized accounting of the planned use of appropriated funds in time for each annual budget
16 submission and the actual use of such funds in time for each annual audited financial report.
17

18 **WASHINGTON CONVENTION AND SPORTS AUTHORITY**

19 For the Washington Convention Center Enterprise Fund, including for functions previously
20 performed by the District of Columbia Sports and Entertainment Commission, \$155,855,000 from
21 enterprise and other funds.
22

23 **HOUSING FINANCE AGENCY**

24 For operation of the District of Columbia Housing Finance Agency, \$12,320,000 from enterprise
25 and other funds, of which no outstanding debt exists for repayment of loans and interest incurred for
26 capital improvement projects and payable to the District's debt service fund. For capital projects,
27 \$2,582,130, to be distributed as follows: \$1,957,130 for the Information Technology Initiatives and
28 Infrastructure; \$125,000 for the Capital Equipment; and \$500,000 for Infrastructure Investment; provided,
29 that the requirements and restrictions that are applicable to General Fund capital improvement projects
30 and set forth in this act under the Capital Outlay appropriation account shall apply to projects approved
31 under this appropriation account.
32

33 **UNIVERSITY OF THE DISTRICT OF COLUMBIA**

34 For the University of the District of Columbia, \$160,435,000 from enterprise and other funds;
35 provided, that these funds shall not revert to the General Fund of the District of Columbia at the end of a
36 fiscal year, or at any other time, but shall be continually available for expenditure until September 30,
37 2018, without regard to fiscal year limitation.
38

39 **UNEMPLOYMENT INSURANCE TRUST FUND**

40 For the Unemployment Insurance Trust Fund, \$165,419,000 from enterprise and other funds.
41

42 **HOUSING PRODUCTION TRUST FUND**

43 For the Housing Production Trust Fund, \$100,000,000 from enterprise and other funds (including
44 \$51,683,000 from enterprise and other dedicated taxes); provided, that all funds deposited into the
45 Housing Production Trust Fund are, without regard to fiscal year, authorized for expenditure and shall
46 remain available for expenditure until September 30, 2018.
47

48 **TAX INCREMENT FINANCING (TIF) PROGRAM**

49 For Tax Increment Financing, \$53,709,000 from enterprise and other funds (including
50 \$53,709,000 from enterprise and other dedicated taxes).
51

1 **BALLPARK REVENUE FUND**

2 For the Ballpark Revenue Fund, \$61,557,000 from enterprise and other funds (including
3 \$48,821,000 from enterprise and other dedicated taxes).

4
5 **REPAYMENT OF PILOT FINANCING**

6 For Repayment of Payment in Lieu of Taxes Financing, \$31,189,000 from enterprise and other
7 funds (including \$31,189,000 from enterprise and other dedicated taxes).

8
9 **NOT-FOR-PROFIT HOSPITAL CORPORATION**

10 For the Not-For-Profit Hospital Corporation, \$128,000,000 from enterprise and other funds.

11
12 **HEALTH BENEFIT EXCHANGE AUTHORITY**

13 For the District of Columbia Health Benefit Exchange Authority, \$28,143,000 from enterprise
14 and other funds.

15
16 **CASH FLOW RESERVE ACCOUNT**

17 All funds deposited, without regard to fiscal year, into the Cash Flow Reserve Account,
18 (established pursuant to D.C. Official Code § 47-392.020-2) are authorized for expenditure and shall
19 remain available for expenditure until September 30, 2018.

20
21 **FISCAL STABILIZATION RESERVE ACCOUNT**

22 All funds deposited, without regard to fiscal year, into the Fiscal Stabilization Reserve Account,
23 (established pursuant to D.C. Official Code § 47-392.020-1) are authorized for expenditure and shall
24 remain available for expenditure until September 30, 2018.

25
26 **CAPITAL OUTLAY**

27 For capital construction projects, an increase of \$2,375,666,000 of which \$1,844,193,000 shall
28 be from local funds, \$184,239,000 shall be from the Local Transportation Fund, \$1,000,000 from
29 private grant funds, \$47,931,000 shall be from the District of Columbia Highway Trust Fund, and
30 \$298,302,000 shall be from Federal grant funds, and a rescission of \$831,779,000 of which
31 \$611,886,000 shall be from local funds, \$130,851,000 shall be from the Local Transportation Fund,
32 \$26,501,000 shall be from the District of Columbia Highway Trust Fund, and \$62,541,000 shall be
33 from Federal grant funds appropriated under this heading in prior fiscal years, for a net amount of
34 \$1,543,887,000, to remain available until expended; provided further, that all funds provided by this
35 appropriation heading shall be available only for the specific projects and purposes intended; provided
36 further, that amounts appropriated under this heading may be increased by the amount transferred from
37 funds appropriated in this act as Pay-As-You-Go Capital funds.

38
39 **Sec. 3. Local portion of the budget.**

40 The budget adopted pursuant to this act constitutes the local portion of the annual budget for the
41 District of Columbia government under section 446(a) of the District of Columbia Home Rule Act,
42 approved December 24, 1973 (87 Stat. 801; D.C. Official Code § 1-204.46(a)).

43
44 **Sec. 4. Fiscal impact statement.**

45 The Council adopts the fiscal impact statement of the Chief Financial Officer as the fiscal impact
46 statement required by section 4a of the General Legislative Procedures Act of 1975, approved October
47 16,2006 (120 Stat. 2038; D.C. Official Code § 1-301.47a).

48
49 **Sec. 5. Effective date.**

50 As provided in section 446(a) of the District of Columbia Home Rule Act, approved December

1 24, 1973 (87 Stat. 801; D.C. Official Code § 1-204.46(a)), this act shall take effect following approval by
2 the Mayor (or in the event of veto by the Mayor, action by the Council to override the veto), a 30-day
3 period of congressional review as provided in 602(c)(1) of the District of Columbia Home Rule Act,
4 approved December 24, 1973 (87 Stat. 813; D.C. Official Code § 1-206.02(c)(1)), and publication in the
5 District of Columbia Register.

GOVERNMENT OF THE DISTRICT OF COLUMBIA
Office of the Attorney General



Legal Counsel Division

MEMORANDUM


TO: Lolita S. Alston
Director
Office of Legislative Support

FROM: Janet M. Robins
Deputy Attorney General
Legal Counsel Division

DATE: April 4, 2017

SUBJECT: Legal Certification of Draft Bill, the "Fiscal Year 2018 Local Budget
Request Act of 2017"
(AE-17-216)

This is to Certify that this Office has reviewed the above-referenced draft legislation and found it, as to form, format, and authority only, to be legally sufficient. If you have any questions in this regard, please do not hesitate to call me at 724-5524.


Janet M. Robins

GOVERNMENT OF THE DISTRICT OF COLUMBIA
OFFICE OF THE CHIEF FINANCIAL OFFICER



Jeffrey S. DeWitt
Chief Financial Officer

April 4, 2017

The Honorable Muriel Bowser
Mayor of the District of Columbia
John A. Wilson Building
1350 Pennsylvania Avenue, NW, Room 306
Washington, DC 20004

Dear Mayor Bowser:

I am pleased to transmit the Fiscal Year (FY) 2018 Proposed Budget and Financial Plan. The FY 2018 Proposed Budget includes \$7.6 billion in Local funds and \$13.8 billion in Gross funds (excluding Intra-District funds).

The Office of the Chief Financial Officer (OCFO) worked closely with your executive leadership team, the City Administrator's Office of Budget and Finance (OBF) staff, and agency program staff to produce a balanced budget and five-year financial plan. The FY 2018 policy budget reflects your administration's funding priorities and determinations.

After careful review, I certify that the FY 2018 – FY 2021 Budget and Financial Plan, as proposed, is balanced.

REVENUE OUTLOOK

The revenue outlook is predicated on continuing moderate growth in the national economy and assumes similar growth in the District's economy, with added jobs and residents over the period of the financial plan.

Measures to constrain spending at the federal level are expected to be in effect during the period of the financial plan. The prospect of further federal budget cuts is a source of economic uncertainty and risk for the District's economy and finances. To account for the risks and uncertainty around the federal budget, the financial plan assumes that federal employment in the District will decline by modest amounts each year starting in FY 2018.

Population growth has been a major factor in the overall growth of the District's income and sales tax bases and a major driving force behind rising home values. In the last five years (2011 to 2016), the District's population has grown by 60,693 residents, or 10 percent, an increase that has averaged more than 1,000 net new residents per month over this period. Currently, about 40 percent of the District's population growth is from natural increase (births minus deaths), and the rest is from migration from other parts of the U.S. and overseas.

The \$7.4 billion estimate for FY 2018 Local Fund revenue includes estimates for triggered tax policy changes of \$100 million, reducing revenue growth to just over 1 percent. The strength in revenues projected in the February 2017 certified revenue estimate triggered the final set of tax policy changes enacted in 2013. Total General Fund revenue in FY 2018 is \$8.4 billion, an increase of \$97 million over FY 2017.

Various policy initiatives increase General Fund revenue by \$22 million in FY 2018, and approximately \$11 million annually through the remainder of the Financial Plan. Some of the major policy proposals are listed below:

- OTR compliance initiatives to confirm homestead exemptions are properly claimed and to identify bank accounts of delinquent taxpayers for collection. These initiatives increase revenue by \$15.9 million in FY 2018 and a total of about \$6 million over subsequent years.
- The creation of Special Purpose Revenue funds for costs related to enforcement of automated traffic enforcement, moving, and parking violations. This reduces Local fund revenue by \$12.3 million in FY 2018 and increases Special Purpose Revenue by the same amount.
- A new fee on hotels of 50 cents per rented room per day to fund Emergency 911 and Non-emergency 311 systems. This fee will increase Special Purpose Revenue funds by \$4.3 million in FY 2018.
- A new sales tax on digital product purchases, including audio, video, and electronic books, whether downloaded individually or streamed, resulting in approximately \$1.9 million of increased sales tax collections annually during the financial plan period.

EXPENDITURES

Local Funds

The Mayor's Proposed FY 2018 Budget includes approximately \$7,590.8 million in spending supported by \$7,591.3 million of resources, with an operating margin of \$0.5 million, as shown in Table 1.

Table 1	
FY 2018 Proposed Budget Summary	
Local Funds	
(\$ in millions)	
Taxes	\$ 6,955.4
Non-Tax Revenues	428.0
Lottery	54.5
All Other	22.3
Revenue Proposals	4.2
Fund Balance Use	126.9
Total Local Fund Resources	\$ 7,591.3
Local Expenditures	\$ 7,590.8
Projected FY 2018 Operating Margin	\$0.5

Note: Details may not add to totals due to rounding.

Gross Funds

The proposed FY 2018 gross funds operating budget (excluding intra-District funds) is \$13.8 billion, an increase of \$456.9 million, or 3.4 percent, over the FY 2017 approved gross budget of \$13.4 billion. The Local and non-Local funding components of the proposed FY 2018 gross budget and the changes from FY 2017 are summarized in Table 2 below.

Table 2				
FY 2018 Gross Funds Budget by Fund Type				
(\$ in millions)				
Fund Type	<u>FY 2017 Approved Budget</u>	<u>FY 2018 Mayor's Proposed</u>	Change	% Change
Local	7,294.7	\$ 7,590.8	\$ 296.1	4.1%
Dedicated Tax	305.7	330.4	24.7	8.1%
Special Purpose	609.9	666.3	56.3	9.2%
Subtotal, General Fund	8,210.3	8,587.4	377.1	4.6%
Federal	3,387.6	3,449.2	61.6	1.8%
Private	1.3	3.9	2.5	192.6%
Total, Operating Funds	11,599.3	12,040.5	441.2	3.8%
Enterprise and Other Funds (including from Dedicated Taxes)	1,786.0	1,801.6	15.7	0.9%
Total Gross Funds	\$ 13,385.2	\$ 13,842.1	\$ 456.9	3.4%

Note: Details may not add to totals due to rounding.

MAJOR COST DRIVERS – LOCAL FUNDS

Overall, the proposed FY 2018 Local funds budget increased by \$296.1 million, or 4.1 percent, over FY 2017. Table 3 provides a snapshot of major cost drivers and offsets to the increase.

Table 3	
Mayor's FY 2018 Approved Budget	
Cost Drivers - Local Funds (in millions)	Amount
FY 2017 Approved Local Funds Budget	\$ 7,294.7
Major Changes:	
GC0 - District of Columbia Public Charter Schools	\$ 82.8
DS0 - Repayment of Loans and Interest	70.5
JA0 - Department of Human Services	68.7
UP0 - Workforce Investments	50.5
KE0 - Washington Metropolitan Area Transit Authority	43.5
GA0 - District of Columbia Public Schools	21.7
All Other Agencies	(41.5)
Total Local Changes	\$ 296.1
FY 2018 Approved Local Funds Budget	\$ 7,590.8

Note: Details may not add to totals due to rounding

Primary Cost Drivers

- **Public Charter Schools:** \$82.8 million increase over FY 2017, primarily due to a 2.0 percent, or \$14.5 million, to support growth in the Current Services Funding Level Budget (CSFL), and a \$68.3 million increase over FY 2017 to account for a projected increase in enrollment by 3,408 students, or 8.3 percent.
- **Repayment of Loans and Interest:** \$70.5 million increase over FY 2017, primarily due to borrowing for capital projects.
- **Department of Human Services:** \$68.7 million increase over FY 2017, primarily to support of the Homeless Continuum of Care which includes: Homeward DC expansion, emergency overflow shelters, short-term family housing facilities, expanded Alternatives to the Court Experience Diversion program and the Parent and Adolescent Support Services program, and a Temporary Assistance for Needy Families (TANF) Hardship policy.

- **Workforce Investments:** \$50.5 million increase over FY 2017, primarily due to Cost-of-Living Adjustments (COLAs) and other projected personal services related costs.
- **Washington Metropolitan Area Transit Authority:** \$43.5 million increase over FY 2017, primarily due to \$33 million to support the annual subsidy, and \$7.8 million for debt service payments.
- **Public Schools:** \$21.7 million increase over FY 2017, primarily due to \$15.1 million, or 2.0 percent, increase in growth in the CSFL budget, and \$6.6 million over FY 2017 for a projected increase in enrollment by 0.5 percent, or 226 students.
- **All Other Agencies:** \$41.5 million reduction is the net of all other increases and decreases to various agency programs.

CAPITAL IMPROVEMENTS PLAN

The District is addressing its continuing infrastructure needs through its Capital Improvements Plan (CIP). The total proposed appropriation request for the FY 2018 through FY 2023 CIP is \$6.64 billion from all sources. The majority of the budget will be financed with municipal bonds totaling \$4.14 billion, along with Pay-As-You-Go (Paygo) transfers from the General Fund, Federal Grants, and a local match to the grants from the Federal Highway Administration, private donations, sale of assets and local transportation fund revenue.

The proposed FY 2018 capital program includes \$1.19 billion in planned capital expenditures to be financed by \$706 million in new I.T. or G.O. bonds, \$85.4 million from new short-term bonds, \$98 million from Grant Anticipation Revenue Vehicle (GARVEE) bonds, \$49 million in Paygo, \$173.2 million in federal grants and payments, \$27.8 million in the Local Match to the Federal Highway Administration grants, \$45.2 million from the Local Transportation Revenue Fund, and \$1 million from the Sale of Assets. Debt service within the CIP period remains below the 12 percent debt cap.

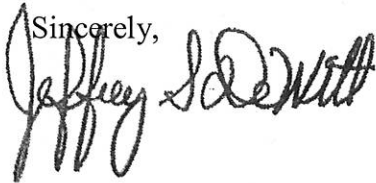
MULTI-YEAR FINANCIAL PLAN

As in the past, the plan shows substantial growth in debt service costs during the plan period to support the \$6.64 billion Capital Improvements Plan through FY 2023. Because of the growth in these costs, labor costs and other non-capital cost growth must be constrained throughout the financial plan. Careful monitoring of these costs, as well as execution of the capital plan, is required to ensure the plan remains balanced in the future.

CONCLUSION

The leadership provided by you and your team, along with the hard work of the Office of Budget and Planning, the Associate Chief Financial Officers and their staffs, and others in the OCFO, allowed us to work effectively together to produce a balanced budget. I look forward to continuing to work with you and the Council during the upcoming budget deliberations.

Sincerely,

A handwritten signature in black ink, appearing to read "Jeffrey S. DeWitt". The signature is written in a cursive style with a large initial "J".

Jeffrey S. DeWitt
Chief Financial Officer

May 10, 2017

The Honorable Phil Mendelson
Chairman
Council of the District of Columbia
1350 Pennsylvania Avenue, N.W., Suite 504
Washington, D.C. 20004

Dear Chairman Mendelson:

The purpose of this letter is to outline amendments to my proposed FY 2017 Revised Budget, as well as the FY 2018 Budget and Financial Plan and the FY 2018 Budget Support Act, all of which were submitted to the Council on April 4, 2017. This letter corrects errors and proposes amendments that I am asking the Council to make.

I. FISCAL YEAR 2017 REVISED BUDGET REQUEST ACT

1. Emergency and Temporary Measures

Amend the emergency and temporary measures for the Government Direction and Support section to read as follows:

Government Direction and Support

The appropriation for Governmental Direction and Support is decreased by \$6,043,000 in local funds; to be allocated as follows:

- (1) Department of General Services. – \$6,043,000 is removed from local funds.

Background – This would reduce the FY 2017 budget of DGS by \$6,518,248. Recent fixed cost forecast information has predicted a \$5.6 million surplus. In addition \$918,248 would be reduced from object class 40 and 41. This funding will be carried over into FY 2018 and spent in accordance with the actions below. This reduction is offset by the existing \$475,000 increase to DGS in the existing supplemental.

2. Emergency and Temporary Measures

Amend section 3 of these measures by striking the figure “\$182,675,000” and inserting the figure “\$189,193,000” in its place.

Background – This action will take \$6,518,248 available from DGS and carry it over into FY 2018 for use as described below.

II. FISCAL YEAR 2018 BUDGET AND FINANCIAL PLAN

A. FISCAL YEAR 2018 BUDGET LOCAL PORTION ADOPTION ACT OF 2017

1. FY18 Budget Local Portion Adoption Act of 2017

Under the heading “Part A—Summary of Expenses”, on page 2, at lines 34-35, strike the phrase “provided further, that any unspent amount” and insert the phrase “provided further, that local funds and other funds appropriated under this act may be expended for the purpose of providing food and beverages, not to exceed \$30 per employee per day, to employees of the Government of the District of Columbia while such employees are deployed in response to a declared snow emergency or other declared emergency within the District of Columbia; provided further, that any unspent amount” in its place.

Background – This provision would authorize the purchase of food for employees deployed during an emergency. This could impact several agencies, namely DPW, HSEMA, and DDOT and will most often be utilized during snow events.

2. Department of Small and Local Business Development

Add \$100,000 in one-time funds to the agencies budget for the ASPIRE program.

Background – This is a program spearheaded by the Deputy Mayor for Greater Economic Opportunity that would help residents create and retain a small local business. This increased funding would allow for the expansion of the existing returning citizens entrepreneurship training program hosted at DSLBD. These resources came from FY 2017 DGS savings.

3. Office of the Attorney General

Location of Error (Page Number and Paragraph Identifier)	Description of Error	Comment	From	To	Amount
Table CB0-3	Reallocation of funds required to correct adjustments made to mission critical contractual services line items.	The reallocation of funds is required to align resources with operational spending goals.	Activity - 9301/ Fund - 0616/CSG 0070		(133,500)
Table CB0-3	Reallocation of funds required to correct adjustments made to mission critical contractual services line items.	The reallocation of funds is required to align resources with operational spending goals.	Activity - 9301/ Fund - 0616/CSG 0020		(100,000)
Table CB0-3	Reallocation of funds required to correct adjustments made to mission critical contractual services line items.	The reallocation of funds is required to align resources with operational spending goals.	Activity - 9301/ Fund - 0616/CSG 0040		(676,500)
Table CB0-3	Additional funding required to fully support mission critical contractual services line items.	The additional funding is required to align resources with operational spending goals.		Activity - 9301/ Fund - 0616/CSG 0041	910,000
			Net Fiscal Impact		\$ -

4. Department of Housing and Community Development

Location of Error (Page Number and Paragraph Identifier)	Description of Error	Comment	From	To	Amount
B75, Para 5, end of Line 8	Additional funding required for the Residential Services - Employee Assistance Home purchase program (EAHP)	The funding is required to provide additional resources for the EAHP program and allows the loan limit to increase to \$20,000 from \$10,000.	Activity 4510/ Fund 0100 /CSG 0041		(\$700,000)
B75, Para 1, end of Line 6	Additional funding required for the Residential Services - Employee Assistance Home purchase program (EAHP)	The funding is required to provide additional resources for the EAHP program and allows the loan limit to increase to \$20,000 from \$10,000.		Activity 3040/ Fund 0100 /CSG 0050	\$700,000
B75, Para 5, end of Line 8	Additional funding required for the Residential Services - Employee Assistance Home purchase program (EAHP)	The funding is required to reallocate costs for DHCD loan servicing contract to Intra-District funds.	Activity 2010/ Fund 0700 /CSG 0050		(\$700,000)
B75, Para 1, end of Line 6	Additional funding required for the Residential Services - Employee Assistance Home purchase program (EAHP)	The funding is required to reallocate costs for DHCD loan servicing contract to Intra-District funds.		Activity 4510/ Fund 0700 /CSG 0041	\$700,000
B75, Para 4, end of Line 4	Return of funds to Affordable Housing Project Financing	Intra-District funds set aside by the agency to support Housing Preservation have been replaced by one-time Local funds	Activity 2025/ Fund 0700 /CSG 0050		(\$10,000,000)
B75, Para 8, end of Line 6	Return of funds to Affordable Housing Project Financing	Intra-District funds set aside by the agency to support Housing Preservation have been replaced by one-time Local funds		Activity 2010/ Fund 0700 /CSG 0050	\$10,000,000
Table DB0-4	Budget loaded in local funds -non unique as required by the FY2018 draft BSA	The unique fund 0101 (Housing Preservation Fund has been established by OCFO in the financial systems.	Fund 0100		(\$10,000,000)
Table DB0-4		The unique fund 0101 (Housing Preservation Fund has been established by OCFO in the financial systems.		Fund 0101	\$10,000,000
Net Fiscal Impact:					\$0.00

5. Deputy Mayor for Planning and Economic Development

Amend the Part B – Division of Expenses section of the Local Budget Act by adding \$562,000 of budget authority to the special purpose revenue line of the Office of the Deputy Mayor for Planning and Economic Development.

Background – This provision would give DMPED additional special purpose revenue budget authority for their Economic Development Special Account. Additional revenue was carried over into this fund but it cannot be spent without this authority. This increased funding will specifically be spent in the Great Streets program.

6. Metropolitan Police Department

Shift \$970,544 for the arrest diversion program within MPD to the Department of Behavioral Health.

Background – This shift would more appropriately align the budget with the agency best overseeing these functions.

7. Department of Corrections

The \$2,341,480 allocated to the Department of Corrections for the Returning Citizens Portal of Entry is intended to be allocated as follows:

- \$1,100,480 to the Department of Corrections to provide case management services, transportation to the portal of entry facility, and continuum of care through referral services, and to hire 5 FTEs;
- \$500,000 to the Department of Human Services to provide enrollment and eligibility services, SNAP employment, and training, and to hire 4 FTEs;
- \$350,000 to the Department of Behavioral Health to provide mental health assessments, referral services, and case management, and to hire 3 FTEs;
- \$276,000 to the Department of General Services for renovations required for the portal of entry facility;
- \$65,000 to the Department of Employment Services to provide workforce development assistance, and to hire 1 FTE; and
- \$50,000 to the Department of Motor Vehicles to provide driver's license and identification card services, and to hire 1 FTE.

Background – This would provide further clarity around the uses of the funding for the DOC Returning Citizens Portal of Entry.

8. Deputy Mayor for Public Safety and Justice

As part of my commitment to funding and implementing the NEAR Act, the Office of Neighborhood Safety and Engagement (ONSE) will be created comprised of the following existing programs:

- The Community Stabilization Program, funded in the DMPSJ budget at \$530,000 for PS + NPS needs, which shall be transferred from the Office of the Deputy Mayor for Public Safety and Justice, and its five FTEs, inclusive of the Executive Director;
- The Safer Stronger DC Community Partnerships Program, funded in DMHHS, which shall be transferred from the Office of the Deputy Mayor for Health and Human Services, and its six FTEs; and
- Portions of the Roving Leaders Program, which shall be transferred from the Department of Parks and Recreation, and up to 25 FTEs.

The ONSE will be headed by an Executive Director who shall report directly to the Deputy Mayor for Public Safety and Justice. The Executive Director shall oversee the programs listed above, and shall be funded for a salary of up to \$140,000 and fringe of \$29,400, included in the \$530,000 mentioned above

We envision the ONSE commencing during FY 2017 and expanding to its full size in FY 2018. In conducting this reorganization, we create an office that fulfills the vision and requirements established in the NEAR Act.

Background – This would provide additional clarity around the structure and functions of the Office of Neighborhood Safety and Engagement.

9. Non-Public Tuition

Reduce the Non-Public Tuition funding by \$1,500,000.

Background – These funds are no longer needed as enrollment trends in this agency continue to support budgetary reductions. This reduction will be redirected towards the increase for DC Public Schools described below. This action will require amendments to the budget books and local budget request act.

10. D.C. Public Schools

(a) The UPSFF chart in Volume 3, page D-13 should be amended to make necessary enrollment changes to school certified enrollment in special education students. These changes would impact the enrollment amounts in the special education and special education compliance fund categories. An updated chart is below (with changes in yellow).

Foundation Figure		\$ 9,827			
Grade Level	Weight	FY18 Proj Enrollment	Per Pupil Allocation	Total	
PK3	1.34	2,378	\$ 13,168	\$ 31,312,426	
PK4	1.30	3,603	\$ 12,775	\$ 46,028,804	
K	1.30	4,298	\$ 12,775	\$ 54,913,583	
Grade 1	1.00	4,280	\$ 9,827	\$ 42,063,443	
Grade 2	1.00	4,155	\$ 9,827	\$ 40,828,898	
Grade 3	1.00	3,963	\$ 9,827	\$ 38,942,512	
Grade 4	1.00	3,950	\$ 9,827	\$ 38,814,119	
Grade 5	1.00	3,595	\$ 9,827	\$ 35,328,892	
Grade 6	1.08	2,451	\$ 10,613	\$ 26,013,464	
Grade 7	1.08	2,371	\$ 10,613	\$ 25,164,391	
Grade 8	1.08	2,207	\$ 10,613	\$ 23,423,792	
Grade 9	1.22	3,462	\$ 11,989	\$ 41,506,682	
Grade 10	1.22	2,638	\$ 11,989	\$ 31,627,564	
Grade 11	1.22	2,434	\$ 11,989	\$ 29,181,763	
Grade 12	1.22	2,320	\$ 11,989	\$ 27,814,992	
Alternative	1.44	1,553	\$ 14,151	\$ 21,976,831	
Special Education	1.17	143	\$ 11,498	\$ 1,644,194	
Adult	0.89	442	\$ 8,746	\$ 3,865,835.74	
Subtotal		50,242		\$ 560,452,186	
Special Education		Suggested Revision			
Level 1	0.97	2790	\$ 9,532	\$ 26,595,433	
Level 2	1.20	1989	\$ 11,793	\$ 23,455,633	
Level 3	1.97	645	\$ 19,360	\$ 12,486,970	
Level 4	3.49	1628	\$ 34,297	\$ 55,835,569	
Subtotal for Special Education		7,052		\$ 118,373,604	
Special Education Compliance Fund					
Blackman Jones	0.069	7,052	\$ 678	\$ 4,781,812	
Attorney's Fees	0.089	7,052	\$ 875	\$ 6,167,845	
Subtotal for Special Ed Compliance				\$ 10,949,657	
English Language Learners					
ELL	0.49	6,280	\$ 4,815	\$ 30,241,839	
At-Risk Students					
At-Risk	0.219	25,023	\$ 2,152	\$ 53,853,584	
Special Education - ESY					
Level 1 ESY	0.063	226	\$ 619	\$ 139,920	
Level 2 ESY	0.227	262	\$ 2,231	\$ 584,465	
Level 3 ESY	0.491	107	\$ 4,825	\$ 516,293	
Level 4 ESY	0.491	612	\$ 4,825	\$ 2,953,004	
Subtotal for Special Ed - ESY		1,207		\$ 4,193,682	
				Proposed Revision	
Total FY 2018 Local Funds Budget Projection				\$ 778,064,552	

Background – These changes reflect the appropriate level of student enrollment in the special education categories. This represents a new enrollment of 7,052 and will result in a net increase of only \$1,701.

(b) Add \$3,861,333 to the budget of DCPS for FY 2018.

Background – This one-time increase in funding will allocate additional resources to DCPS. This increase is the equivalent of a 0.5% increase to the student funding formula. This would effectively get DCPS to a budget that reflects a 2% increase to the Per Student Funding Formula. This one-time payment will not increase the base formula amount of \$9,827, but future increases in FY 2019 and beyond will take this allocation into account. These resources came from FY 2017 DGS savings and FY 2018 Non-Public Tuition savings.

11. D.C. Public Charter Schools

(a) The UPSFF chart in Volume 3, page D-48 should be amended to increase the residential facilities allotment to \$8,621.

Background – During budget formulation the facilities allotments were adjusted by 2.2%, but the law requires that the residential facilities allotment be 2.7 times the amount of the non-residential amount. This fix costs an additional \$20,737. This will require a corresponding change the Budget Support Act Title IV, Subtitle A. The chart will need to be updated to reflect this new amount of \$8,621. These resources came from FY 2017 DGS savings.

(b) Add \$3,284,477 to the budget of DCPCS for FY 2018.

Background – This one-time increase in funding will allocate additional resources to DCPCS. This increase is the equivalent of a 0.5% increase to the student funding formula. This would effectively get DCPCS to a budget that reflects a 2% increase to the Per Student Funding Formula. This one-time payment will not increase the base formula amount of \$9,827, but future increases in FY 2019 and beyond will take this allocation into account. These resources came from FY 2017 DGS savings.

12. Deputy Mayor for Education

Transfer out all funding and staff associated with the My School DC program from the Deputy Mayor for Education to the Office of the State Superintendent of Education.

Background – This program is more appropriately placed with the State Education agency and not the DME. This will ensure its continued success and emphasis as an education tool for all residents and families.

13. Office of the State Superintendent of Education

(a) Transfer in all funding and staff associated with the My School DC program from the Deputy Mayor for Education to the Office of the State Superintendent of Education.

Background – This program is more appropriately placed with the State Education agency and not the DME. This will ensure its continued success and emphasis as an education tool for all residents and families.

(b) Amend the Local Budget Act, Part B – Division of Expenses section for OSSE by adding the following clause:

“provided further, that all funds deposited, without regard to fiscal year, into the Child Care Quality Access Fund are authorized for expenditure and shall remain available for expenditure until September 30, 2018.”

Background – This would allow for automatic budget authority for all funds in the newly created Child Care Quality Access Fund – the account which now houses the \$15 million allocated for the new childcare initiative.

14. Office of the Inspector General

(a) Add \$187,500 and 2 FTEs to the budget of the inspector general.

Background – This would give the OIG increased funding to address staffing needs mentioned below. This would cost \$750,000 over the four year financial plan period. These resources came from FY 2017 DGS savings.

(b) Include the Office of the Inspector General’s (OIG’s) FY 2018 Budget request below in the OIG budget chapter.

Agency Budget Request

The Office of the Inspector General’s (OIG) proposed FY 2018 gross budget is \$19,094,564, which represents a two (2) percent increase over its FY 2017 approved gross budget of \$18,722,457. The budget is comprised of \$16,247,013 in local funds and \$2,847,551 in Federal Grant funds.

The OIG’s proposed budget includes three distinct enhancement requests. These requests are being made to improve the capability of the OIG to ensure that it meets its legislative mandate to promote economy, efficiency, and effectiveness and to prevent and detect corruption, mismanagement, waste, fraud, and abuse in District government programs and operations. The OIG’s budget enhancement requests are as follows:

- \$340,000 to provide NPS increases to augment its FTEs with consultants to support our operational units and objectives (Audit, Investigations, Inspections and Evaluations and the Medicaid Fraud Control Unit). Consultants will supplement staff to perform audit activities and inspections and evaluations work and address areas of special skills needed in investigations. Consultants will include but are not limited to: forensic auditors, forensic computer technology experts, subject experts and auditing, investigations and evaluations;
- \$486,500 to provide an additional 5 FTEs: Audit Unit (2) for meeting legislative mandates and special projects; Investigations Unit (2) to expand workload capacity related to administrative and criminal investigations; and Office of General Counsel (1) for an attorney to focus on contracts and procurement; and

- \$200,000 to reinstate the OIG’s FY 2017 enhancement to adjusted salaries for 22 staff. In FY 2017 OIG was granted an \$800,000 enhancement that it chose to receive as \$200,000/year over four fiscal years from 2017 to 2020, but the \$200,000 was not calculated in the FY 18 MARC.

Background – This would include the OIG submitted budget request with the budget proposed by the Mayor.

B. FISCAL YEAR 2018 BUDGET SUPPORT ACT OF 2017

1. TITLE I, SUBTITLE D. D.C. ACCESS SYSTEM AMENDMENT

Remove this subtitle from the BSA.

Background – This agreement is now going to be detailed via MOU so the legislative language is no longer necessary.

2. TITLE II, SUBTITLE J. WALTER REED OMNIBUS AMENDMENT

Insert a new subtitle in Title II to read as follows:

SUBTITLE J. WALTER REED OMNIBUS AMENDMENT

Sec. 2091. Short title.

This subtitle may be cited as the “Walter Reed Omnibus Amendment Act of 2017”.

Sec. 2092. Sec. 5 of the Walter Reed Omnibus Act of 2016, effective March 25, 2016 (D.C. Act 21-359; 63 DCR 4628) is amended as follows:

(a) Subsection (4) is amended by striking the phrase “public utilities” and inserting “utility providers” in its place.

Background - As part of the development deal, the developer was obligated to pursue establishing a Microgrid for certain utilities across the entire Redevelopment Site. The developer pursued that arrangement and selected a Microgrid partner. As currently structured, the Microgrid partner isn’t a “public utility”, which is a certain term of art under the District code. Rather, the developer is setting up an arrangement for a private utility distribution structure across the site. The District will still need to provide the utility provider with easements to run the necessary utilities, but because the provider isn’t a “public utility” we technically can’t use this particular disposition authority. Because of this, we suggest revising Sec. 5(4) to read “utility providers” instead of “public utilities” to permit DMPED to grant easements to the private utility provider.

3. TITLE III, SUBTITLE G. NEIGHBORHOOD ENGAGEMENT ACHIEVES RESULTS AMENDMENT

Delete all references of “Office of Community Engagement and Neighborhood Safety” and replace with “Office of Neighborhood Safety & Engagement”.

Background – This would correct the name of this office to the name previously agreed to.

4. TITLE IV, SUBTITLE M. MY SCHOOL DC TRANSFER AMENDMENT

Insert a new subtitle in Title IV to read as follows:

SUBTITLE M. MY SCHOOL DC TRANSFER AMENDMENT

Sec. 4121. Short title.

This subtitle may be cited as the "My School DC Transfer Amendment Act of 2017".

Sec. 4122. Section 4052 The Department of Education Establish Act of 2007, effective June 12 2007 (D.C. Law 17-9; D.C. Official Code §38-191 *et seq.*), is amended as follows:

(a) Section 205 (D.C. Official Code §38-194) is amended by striking the phrase "Department of Education" both times it appears and inserting the phrase "Office of the State Superintendent of Education" in its place."

(b) Section 206 (D.C. Official Code §38-195) is amended by striking the phrase "Deputy Mayor for Education" and inserting the phrase "State Superintendent of Education" in its place."

Background – This new subtitle would allow for the legal transfer of all My School DC funding and staff from the Deputy Mayor for Education to the Office of the State Superintendent of Education.

5. TITLE IV, SUBTITLE N. CHILD CARE QUALITY ACCESS FUND ESTABLISHMENT

Insert a new subtitle in Title IV to read as follows:

SUBTITLE N. CHILD CARE QUALITY ACCESS FUND ESTABLISHMENT

Sec. 4131. Short title.

This subtitle may be cited as the "Child Care Quality Access Fund Establishment Act of 2017".

Sec. 4132. Child Care Quality Access Fund.

(a) There is established as a special fund the Child Care Quality Access Fund, which shall be administered by the Office of the State Superintendent of Education in accordance with subsections (c) and (d) of this section.

(b) There shall be deposited into the Fund:

- (1) In fiscal year 2018, \$15 million from local appropriations;
- (2) Interest earned on money deposited into the Fund;
- (3) Private donations, gifts, and grants;

(c) Money in the Child Care Quality Access Fund shall be used for the following activities, provided through grants or contracts, that expand access to child care:

(1) Improving the supply of child care programs and services for infants and toddlers which may include establishing new or expanding child development facilities serving infants and toddlers;

(2) Supporting the certification and credentialing of the District's child care educators of infants and toddlers;

(3) Providing technical assistance training to child development facilities that facilitates compliance with the licensure process or supports efficient and effective operations;

(4) Evaluating and assessing the availability, quality, and willingness to expand child development facilities offered in the District; and

(5) Carrying out other activities as determined by OSSE related to expanding access to child care and improving the quality of child care services provided in the District.

(d) There is authorized to be appropriated such funds as may be necessary to carry out the activities of the Child Care Quality Access Fund.

(e)(1) The money deposited into the Fund shall not revert to the unrestricted fund balance of the General Fund of the District of Columbia at the end of a fiscal year, or at any other time.

(2) Subject to authorization in an approved budget and financial plan, any funds appropriated in the Fund shall be continually available without regard to fiscal year limitation.

Sec. 4133. Child Care Quality Access Grant Making Authority

(a)(1) Except as provided in paragraph (2) of this subsection, OSSE shall award grants on a competitive basis to nonprofit organizations that provide child care services to infants and toddlers to open child development facilities or for child development facilities to expand available space to serve infants and toddlers.

(2) OSSE may award a grant or a contract to a single non-service provider, nonprofit organization that does not provide child care services to infants and toddlers; provided, that:

(A) The single non-service provider has a proven track record of success in grant-making;

(B) The single non-service provider agrees to use 90% of the OSSE's award to award subgrants to nonprofit organizations that provide child care services to infants and toddlers for the purposes of expanding child care services in accordance with the terms of this section;

(C) The single non-service provider agrees to undergo an annual audit and submit quarterly reports to the OSSE on its financial health and its use of the OSSE award;

(D) The single non-service provider has a proven track record in devising innovative financing and investment approaches in child development facility financing and development to improve the supply and quality of child care;

(b)(1) The grant or contract awarded to single non-service provider shall be awarded for terms of at least 3 years, subject to the availability of funding.

(2) Subgrants shall be awarded for terms of at least 2 years, subject to the availability of funding.

(c) All subgrants of District funds shall be awarded on a competitive basis.

(d) Subgrants shall be awarded to for the following purposes:

(1) Improving the supply of child care programs and services for infants and toddlers which may include establishing new or expanding child development facilities serving infants and toddlers;

(2) Carrying out other activities necessary to expanding access to child care and improving the quality of child care services provided in the District as determined in an evidence-based evaluation of the availability, quality, and willingness to expand child development facilities offered in the District.

(e) The Office may not award a grant under this section in excess of \$1 million during a 12-month period, either singularly or cumulatively, unless the grant is first submitted to the Council for approval, in accordance with section 451(b) of the District of Columbia Home Rule Act, approved December 24, 1973 (87 Stat. 803; D.C. Official Code § 1-204.51(b)), or by act.

Background – This would allow the \$15 million of one-time funding to be carried over in a non-lapsing fund. It would also more clearly delineate the programs goals and functions.

6. TITLE IV, SUBTITLE O. CHANCELLOR OF DCPS SALARY AND BENEFITS APPROVAL AMENDMENT

Insert a new subtitle into Title IV to read as follows:

SUBTITLE O. CHANCELLOR OF DCPS SALARY AND BENEFITS APPROVAL AMENDMENT

Sec. 4141. Short title.

This subtitle may be cited as the “Chancellor of the District of Columbia Public Schools Salary and Benefits Approval Amendment Act of 2017”.

Sec. 4142. The District of Columbia Government Comprehensive Merit Personnel Act of 1978, effective March 3, 1979 (D.C. Law 2-139; D.C. Official Code § 1-610.52), is amended as follows:

(a) Section 1052(b) (D.C. Official Code § 1-610.52(b)) is amended by adding a new Paragraph (5) to read as follows:

“(5)(A) Notwithstanding paragraphs (1), (2), (3) and (4) of this subsection, Antwan Wilson shall be compensated \$280,000 annually, effective February 1, 2017, while serving in the capacity of the Chancellor of the District of Columbia Public Schools.

“(B) Notwithstanding any other provision of law, the Chancellor may be paid a performance bonus of up to 10% of his annual base salary for goal achievements in the 2017-2018 school year.

“(C)(i) In addition to such other benefits as the Chancellor may be entitled to receive under existing law or regulation, and notwithstanding subparagraph (A) of this paragraph and section 1058, the Mayor may make a separation payment to the Chancellor of up to 26 weeks of the Chancellor’s base salary if the Chancellor’s contract is terminated, unless the termination is for cause.

“(ii) For purposes of this subparagraph, the term “cause” means:

“(I) Being indicted for or convicted of any criminal offense;

“(II) Committing on duty conduct that is reasonably known to be a violation of law or regulation;

“(III) Using public office for private gain; or

“(IV) Committing any other act that would warrant removal pursuant to Chapter 16 of Title 6B of the District of Columbia Municipal Regulations (6B DCMR § 1600 *et seq.*).

“(D) The restrictions and reporting requirements specified in 3602(b) of the Restrictions on the Use of Official Vehicles Act of 2000, effective October 19, 2000 (D.C. Law 13-172; D.C. Official Code § 50-204(b)), shall not apply to the Chancellor.”

(b) Section 1055(2) D.C. Official Code § 1-610.55(3)) is amended by striking the period and inserting the phrase “: provided, that the Chancellor of the District of Columbia Public Schools Antwan Wilson and his immediate family may be provided a reasonable temporary housing allowance for a period not to exceed 90 days.” In its place.

Background – This subtitle would legislatively approve the salary and benefits package approved for the new Chancellor of DCPS.

7. TITLE V, SUBTITLE E. ANIMAL CONTROL AMENDMENT

Remove this subtitle from the BSA.

8. TITLE VI, SUBTITLE L. FLEET FACILITY EMINENT DOMAIN AUTHORITY

Insert a new subtitle into Title VI to read as follows:

SUBTITLE L. FLEET FACILITY EMINENT DOMAIN AUTHORITY

Sec. 6111. Short title.

This subtitle may be cited as the "Fleet Facility Eminent Domain Authority Act of 2017".

Sec. 6112. Findings.

The Council finds that:

(1) The District government operates a substantial fleet of motor vehicles, including specialized equipment, such as fire, emergency medical services, and police vehicles.

(2) The District government has a significant need for maintenance, repair, and storage facilities for its vehicles.

(3) It is difficult to acquire real property for these purposes due to the limited availability of land in the District zoned for these purposes.

(4) The District has identified a site located on W Street, NE, east of Brentwood Road, NE (the “W Street Site”) as a strong site for these purposes because the site allows for by-right use as a vehicle maintenance, repair, and/or storage facility.

(5) The W Street Site is currently occupied by a private trash transfer station.

(6) The trash transfer station is a blighting factor in Brentwood and its surrounding communities.

(7) Residents of Brentwood and the surrounding communities have concerns regarding the noxious fumes that emanate from the trash transfer station and pervasive vermin, and have complained that there is an increased incidence of health concerns.

(8) Since August 2012, the District Department of the Environment has issued 4 notices of infractions to the W Street Site trash transfer station.

(9) Acquisition of the W Street Site will allow the District to construct and operate a facility needed to maintain, repair, and/or store District vehicles.

Sec. 6113. Exercise of eminent domain.

The Mayor may exercise eminent domain in accordance with the procedures set forth in subchapter II of Chapter 13 of Title 16 of the District of Columbia Official Code to acquire Lots 36, 41, and 802 in Square 3942 and Parcels 0143/107 and 0143/110 for the purposes of vehicle maintenance, repair, and/or storage facility.

Background – This subtitle would authorize the acquisition of the W Street Transfer Station through eminent domain for use as a vehicle maintenance, repair, and/or storage facility.

9. TITLE VIII. SUBTITLE F. REVERSE PAYGO REPROGRAMMING CLARIFICATION

Amend section 8052 of this subtitle to read as follows:

Sec. 8052. (a) Chapter 3 of Title 47 of the District of Columbia Code is amended as follows:

(1) Section 47-361 is amended as follows:

(a) A new subsection (15) is added to read as follows:

“(15) “Reverse Paygo” means the movement of authorized Paygo capital budget back to the operating budget.

(b) Section 47-363(a) of the D.C. Official Code is amended to read as follows:

“(a)(1) The Mayor shall submit to the Council for approval a reprogramming request that individually or on a cumulative basis would result in a change to the original appropriated authority, along with certification by the Chief Financial Officer of the availability of funds for the reprogramming. The request shall include an analysis of its effect on the budget and on the purposes for which the funds were originally appropriated.

“(2) The Mayor shall submit to the Council for approval a reprogramming request when an agency proposes to transfer funds of \$500,000 or more in any fiscal year from one capital project or sub-project to another capital project or subproject except that, for reverse Paygo actions the project (RPA02C) used for transaction recording and tracking shall not constitute a capital project under this provision.

Background - This provision was inadvertently left out of the current draft. It will increase the efficiency of agency implementation of capital projects that need to expend budget on items that are ineligible for capital budget, such as fixtures, furniture and equipment like computers for schools. By reversing relatively small amounts of Paygo capital budget to the agency’s operating budget, agencies will complete the capital projects in a timelier manner. Paygo capital budget is budget backed by local revenues, so that the capital ineligible expenditures are made from the proper fund in accordance with OCFO policies.

Thank you for your consideration of these changes.

Sincerely,

Muriel Bowser



OFFICE OF THE GENERAL COUNSEL

Council of the District of Columbia
1350 Pennsylvania Avenue NW, Suite 4
Washington, DC 20004
(202) 724-8026

MEMORANDUM

TO: Chairman Phil Mendelson

FROM: Ellen Efros, General Counsel *EAE*

DATE: May 30, 2017

RE: Legal sufficiency determination for the committee print of Bill 22-242, the Fiscal Year 2018 Local Budget Act of 2017

The measure is legally and technically sufficient for Council consideration.

I have reviewed the proposed Fiscal Year 2018 Local Budget Act of 2017 committee print and find it to be legally unobjectionable, with leave to make conforming, clarifying, and technical amendments.

I am available if you have any questions.